THIS DRAWING IS UNPUBLISHED. RELEASED FOR PUBLICATION 20
© COPYRIGHT20 BY - ALL RIGHTS RESERVED.

creo
Creo Parametric 2.0
DO NOT REVISE EXCEPT BY CAD

REVISIONS

P	LTR	DESCRIPTION	DATE	DWN	APVD
	E	REVISED BY ECO-07-015680	20JUL2007	RKTL	LWP
	F	REVISED DESIGN ECO-13-018731	02DEC2013	NCL	NMS

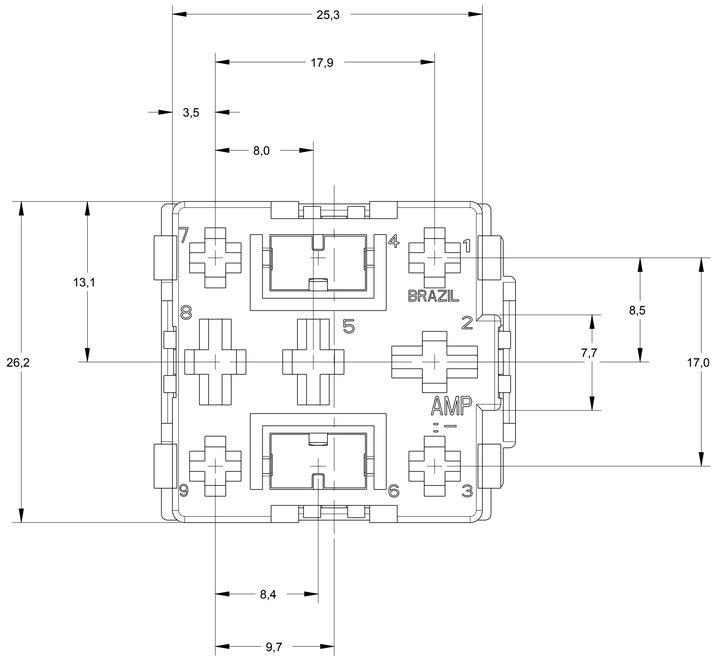

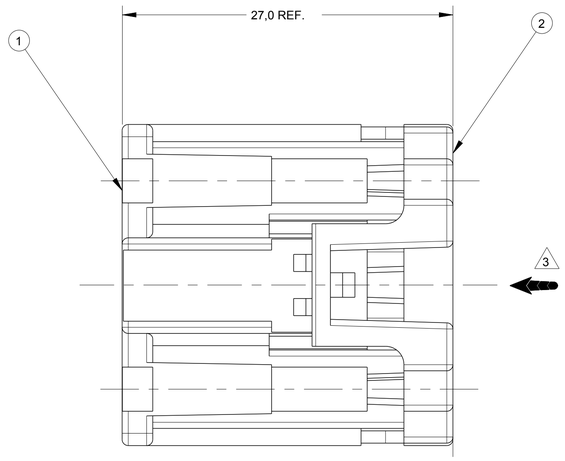

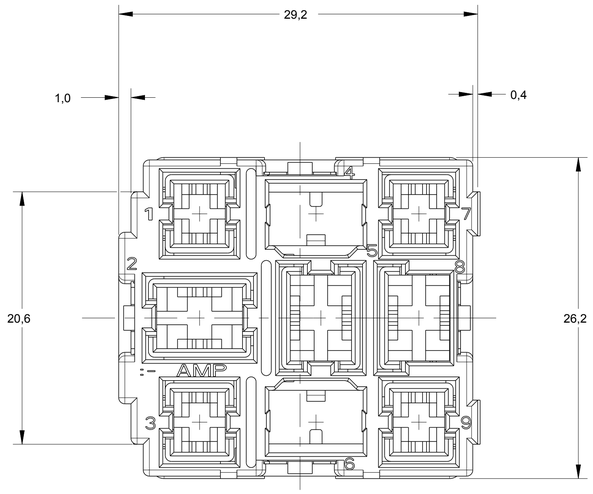

GRAVAÇÃO MARKING
LOGOTIPO AMP AMP LOGO
CÓDIGO PAÍS PRODUTOR MANUFACTURER COUNTRY CODE
NÚMERO COMPONENTE TE TE COMPONENT NUMBER
NÚMERO CAVIDADE CAVITY NUMBER
IDENTIFICAÇÃO CIRCUITO CIRCUIT IDENTIFICATION
PAÍS PRODUTOR MANUFACTURER COUNTRY

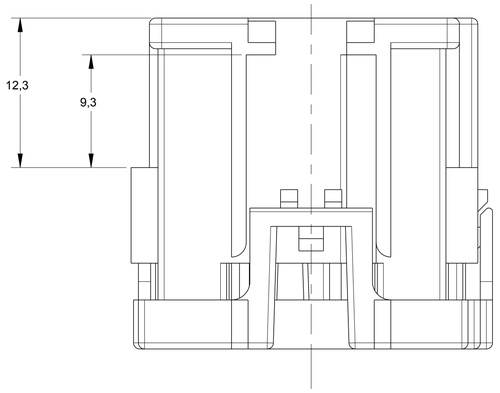

1 -OS ITENS 1 E 2 SÃO FORNECIDOS COMO MOSTRADO.

2 -TERMINAIS UTILIZADOS:
-CIRCUITOS 1,3,7 E 9 - JUNIOR POWER TIMER.
-CIRCUITOS 2,5 E 8 - STANDARD POWER TIMER.
-CIRCUITOS 4 E 6 - POSITIVE LOCK.

3 -COVER CAP DEVE SER EMPURRADO À FRENTE APÓS A INSERÇÃO DOS TERMINAIS.

4 -USADO NO "FRAME,FUSE & RELAY BOX" PN 444308 E NO "RELAY ADAPTOR" PN 444442.

1 -ITENS 1 AND 2 ARE SUPPLIED AS SHOWN.

2 -TERMINALS TO BE USED:
-CIRCUITS 1,3,7 AND 9 - JUNIOR POWER TIMER.
-CIRCUITS 2,5 AND 8 - STANDARD POWER TIMER.
-CIRCUITS 4 AND 6 - POSITIVE LOCK.

3 -COVER CAP MUST BE PUSHED FORWARD AFTER INSERTION OF TERMINALS.

4 -USED ON "FRAME,FUSE AND RELAY BOX" PN 444308 AND "RELAY ADAPTOR" PN 444442.

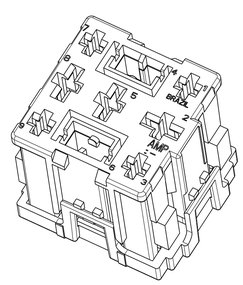

PERSPECTIVE VIEW
SCALE 2:1

REQUIRED PER ASSY									ITEM	DESCRIPTION	MATERIAL	FINISH
1--0	-9	-8	-7	-6	-5	-4	-3	-2	-1			
1									1	HSG 9 POSN COMB.JR/STD P.TIMER	PA 6.6 + 15% FV	LARANJA/ORANGE
1	1	1	1	1	1	1	1	1	2	COVER CAP	PA6-20%GB+10%GF	VIOLETA/VIOLET
	1								1	↑	↑	VIOLETA/VIOLET
		1							1			CINZA/GRAY
			1						1			VERDE/GREEN
				1					1			BRANCO/WHITE
					1				1			AZUL/BLUE
						1			1			AMARELO/YELLOW
							1		1			VERMELHO/RED
								1	1			MARROM/BROWN
								1	1	HSG 9 POSN COMB.JR/STD P.TIMER	PA 6.6 + 15% FV	PRETO/BLACK
444313												

THIS DRAWING IS A CONTROLLED DOCUMENT.

DIMENSIONS: mm

TOLERANCES UNLESS OTHERWISE SPECIFIED:
0 PLC ±-
1 PLC ±0.3
2 PLC ±-
3 PLC ±-
4 PLC ±-
ANGLES ±1°

MATERIAL: - SEE TABLE
FINISH: SEE TABLE -

DWN M.L.OGAWA 16SEP1999
CHK P.L.FARIA 29SEP1999
APVD L.G.DALTO 29SEP1999
PRODUCT SPEC -
APPLICATION SPEC -
WEIGHT -

TE Connectivity

NAME
HOUSING ASSY, 9 POSN., COMBINED JR/STD POWER TIMER
-

SIZE A1 | CAGE CODE - | DRAWING NO C-444313 | RESTRICTED TO -

CUSTOMER DRAWING | SCALE 4:1 | SHEET 1 OF 1 | REV F

4805 (3/13)

Mouser Electronics

Authorized Distributor

Click to View Pricing, Inventory, Delivery & Lifecycle Information:

TE Connectivity:

444313-1