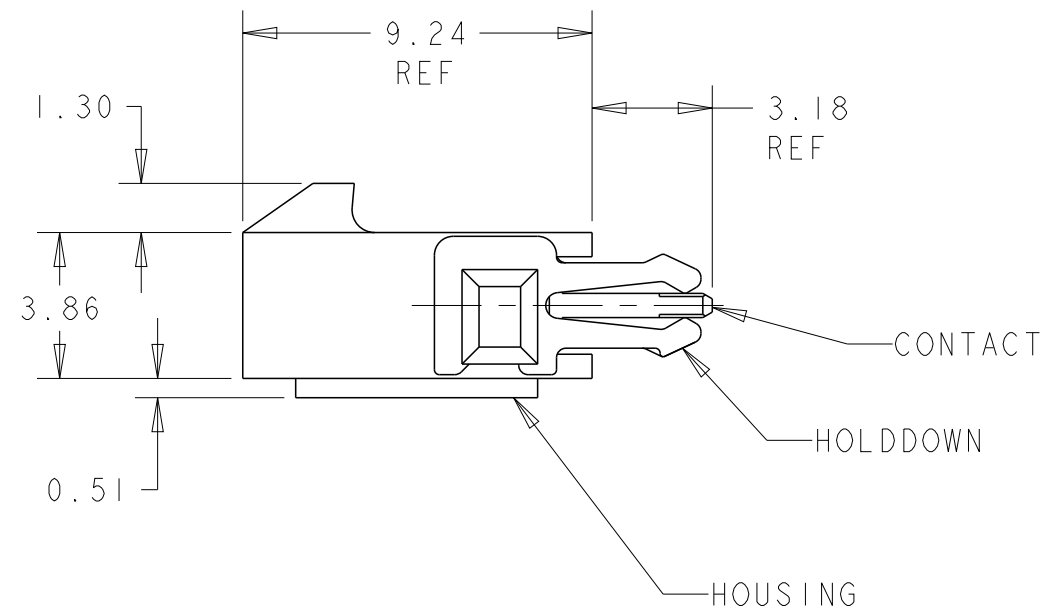
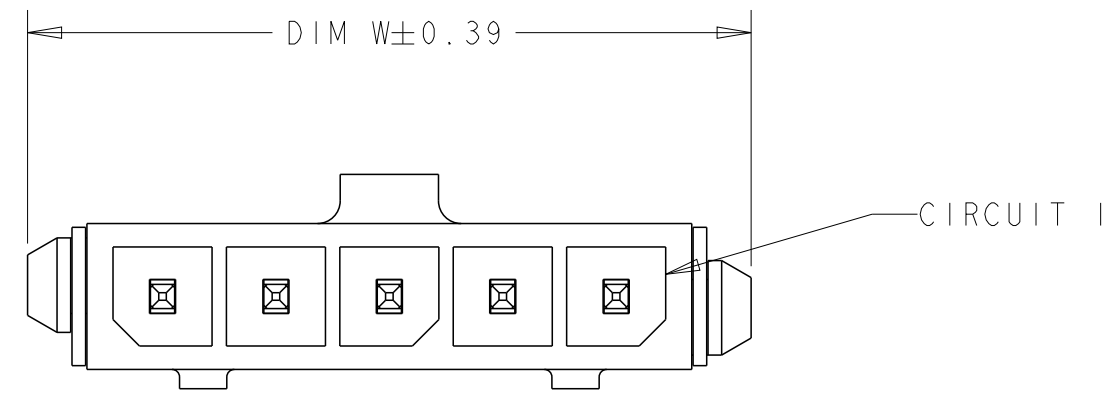
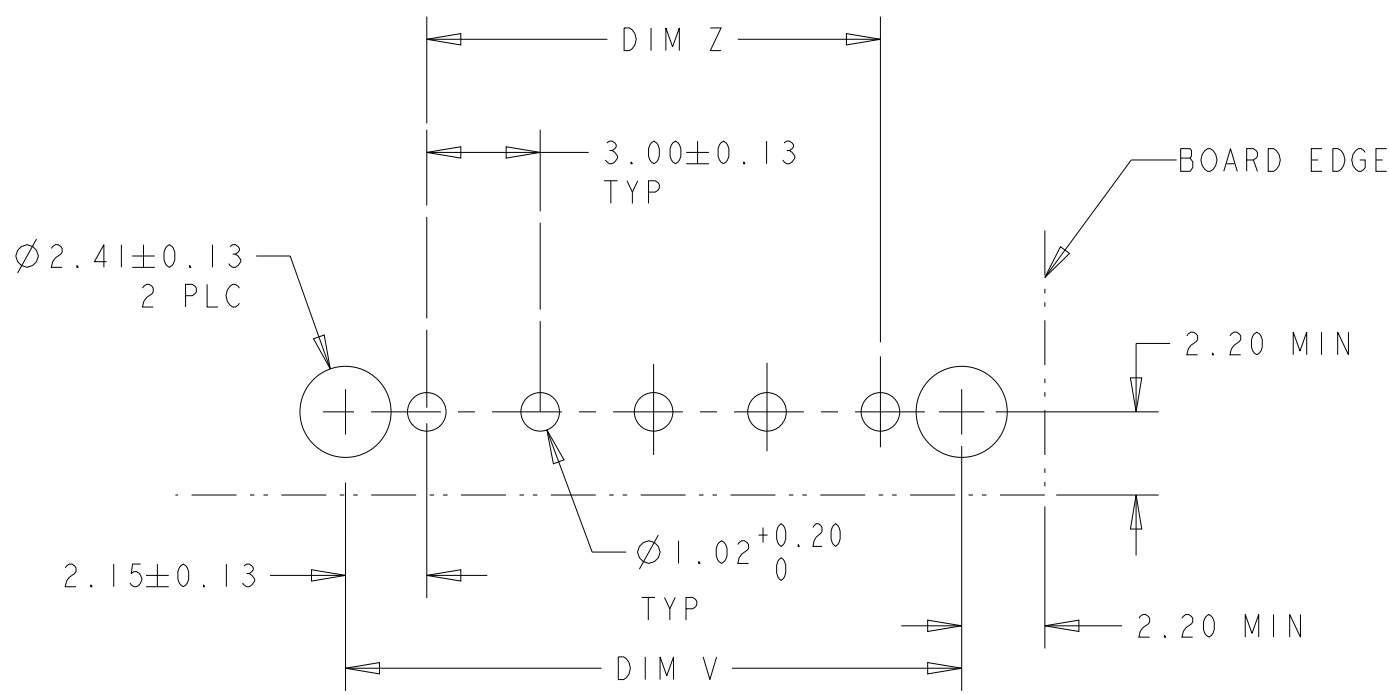
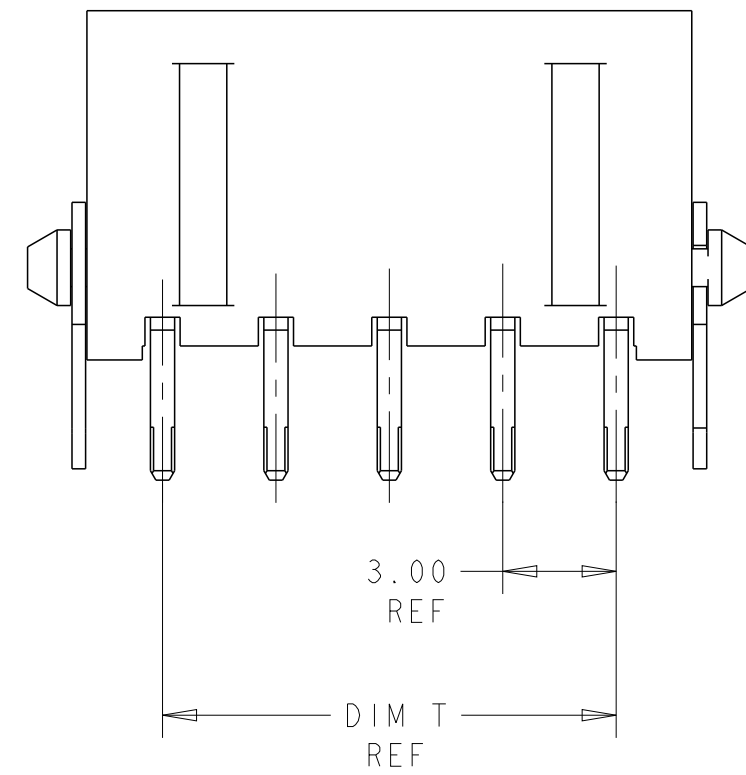


THIS DRAWING IS UNPUBLISHED. RELEASED FOR PUBLICATION 20  
 © COPYRIGHT 20 BY - ALL RIGHTS RESERVED.

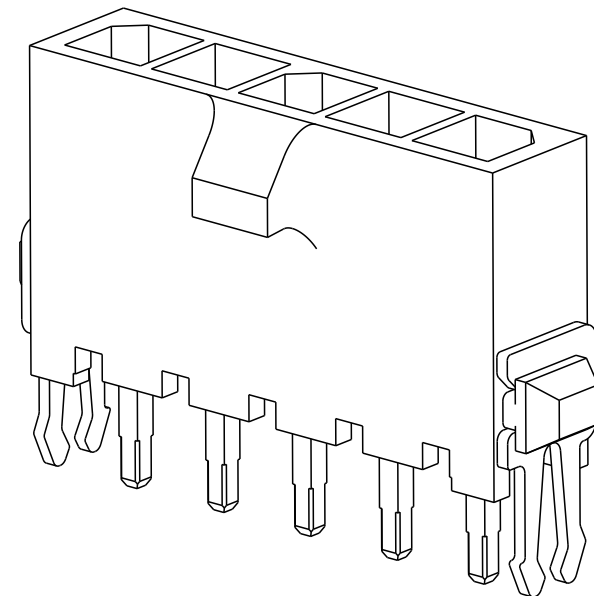
REVISIONS					
P	LTR	DESCRIPTION	DATE	DWN	APVD
	A2	REVISED PER ECR-16-011494	23JUN2017	NK	CX



- 1 MATERIAL: CONTACTS - BRASS  
HOUSING - UL 94V-0 RATED HIGH TEMP NYLON, COLOR BLACK.  
HOLDDOWNS: - PHOSPHOR BRONZE.
- 2 PLATING: CONTACTS - 0.38µm MINIMUM GOLD ON MATING END,  
2.54µm MINIMUM TIN LEAD ON SOLDER TAILS, BOTH OVER  
1.27µm MINIMUM NICKEL.  
HOLDDOWNS: 2.54µm MINIMUM TIN-LEAD OVER 1.27µm MINIMUM  
NICKEL.
- 4 RECOMMENDED PC BOARD THICKNESS OF 1.57.
- 5 PLATING: CONTACTS - 0.38µm MINIMUM GOLD ON MATING END,  
2.54µm MINIMUM MATTE TIN ON SOLDER TAILS, BOTH OVER  
1.27µm MINIMUM NICKEL.  
HOLDDOWNS: 2.54µm MINIMUM MATTE TIN OVER 1.27µm MINIMUM  
NICKEL.



PCB LAYOUT COMPONENT SIDE



5	33.00	37.43	33.00	40.14	12	3-1445085-2	
5	30.00	34.43	30.00	37.14	11	3-1445085-1	
5	27.00	31.43	27.00	34.14	10	3-1445085-0	
5	24.00	28.43	24.00	31.14	9	2-1445085-9	
5	21.00	25.43	21.00	28.14	8	2-1445085-8	
5	18.00	22.43	18.00	25.14	7	2-1445085-7	
5	15.00	19.43	15.00	22.14	6	2-1445085-6	
5	12.00	16.43	12.00	19.14	5	2-1445085-5	
5	9.00	13.43	9.00	16.14	4	2-1445085-4	
5	6.00	10.43	6.00	13.14	3	2-1445085-3	
5	3.00	7.43	3.00	10.14	2	2-1445085-2	
SUPERSEDED BY 3-1445085-2	2	33.00	37.43	33.00	40.14	12	1-1445085-2
SUPERSEDED BY 3-1445085-1	2	30.00	34.43	30.00	37.14	11	1-1445085-1
SUPERSEDED BY 3-1445085-0	2	27.00	31.43	27.00	34.14	10	1-1445085-0
SUPERSEDED BY 2-1445085-9	2	24.00	28.43	24.00	31.14	9	1-1445085-9
SUPERSEDED BY 2-1445085-8	2	21.00	25.43	21.00	28.14	8	1-1445085-8
SUPERSEDED BY 2-1445085-7	2	18.00	22.43	18.00	25.14	7	1-1445085-7
SUPERSEDED BY 2-1445085-6	2	15.00	19.43	15.00	22.14	6	1-1445085-6
SUPERSEDED BY 2-1445085-5	2	12.00	16.43	12.00	19.14	5	1-1445085-5
SUPERSEDED BY 2-1445085-4	2	9.00	13.43	9.00	16.14	4	1-1445085-4
SUPERSEDED BY 2-1445085-3	2	6.00	10.43	6.00	13.14	3	1-1445085-3
SUPERSEDED BY 2-1445085-2	2	3.00	7.43	3.00	10.14	2	1-1445085-2
FINISH	DIM Z	DIM V	DIM T	DIM W	NO. OF POSN	PART NUMBER	

THIS DRAWING IS A CONTROLLED DOCUMENT. DWN J.ROOT 10OCT2000  
 CHK K.WHITAKER 17-APR-2001  
 APVD C.JONES 17-APR-2001

**STE** TE Connectivity

NAME: VERTICAL THRU HOLE HEADER ASSY, 0.38 MIC GOLD CONTACTS W/THRU HOLE™  
 HOLDDOWNS, SGL ROW, MICRO MATE-N-LOK

SIZE: A2 CAGE CODE: 00779 DRAWING NO: 1445085 RESTRICTED TO: -  
 SCALE: 5:1 SHEET: 1 OF 1 REV: A2

MATERIAL: SEE TABLE

PRODUCT SPEC: -  
 APPLICATION SPEC: -  
 WEIGHT: -

CUSTOMER DRAWING

# Mouser Electronics

Authorized Distributor

Click to View Pricing, Inventory, Delivery & Lifecycle Information:

[TE Connectivity:](#)

[2-1445085-6](#)