


# Connectors for PCMCIA ExpressCard Technology

## DESCRIPTION

PCMCIA ExpressCard technology is the next generation for the PC Card standard. The 26 pin host and module connectors offer a smaller form factor than existing PC Card technology. The same connectors support both 34mm and 54mm cards. Each ExpressCard slot supports both USB 2.0 and PCI Express (x1) standards.

## KEY FEATURES

- Leverages PC card technology
  - Reliability and durability
  - Hot plug and play auto-configuration
- Supports USB 2.0 and PCI Express standards



## APPLICATIONS

- Broadband Modems, Wire and Wireless LAN
- TV Tuners/Decoders
- I/O Adapters
- Magnetic Disk Drives
- Flash Memory Card Adapters
- Security
- Optical Disk Drives
- GPS Receivers

ExpressCard is a trademark of Personal Computer Memory Card International Association.  
PCI Express is a trademark of PIC-SIG Corporation.

## FOR MORE INFORMATION

Technical Support

Internet: <http://www.tycoelectronics.com>

USA: 1-800-522-6752

Eric Himelright (Americas)

Phone: 1-717-986-3750

E-mail: [elhimelright@tycoelectronics.com](mailto:elhimelright@tycoelectronics.com)

Kenny Hsu (Asia Pacific)

Phone: 886-2-8768-2788 Ext: 368

E-mail: [kenny.hsu@tycoelectronics.com](mailto:kenny.hsu@tycoelectronics.com)

Frederic Morgenthaler (Europe, Middle East, Asia)

Phone: 33-038886-1338

E-mail: [frederik.morgenthaler@tycoelectronics.com](mailto:frederik.morgenthaler@tycoelectronics.com)

# Connectors for PCMCIA ExpressCard Technology

## EXPRESSCARD and CARDBUS COMPARISON

Page 2

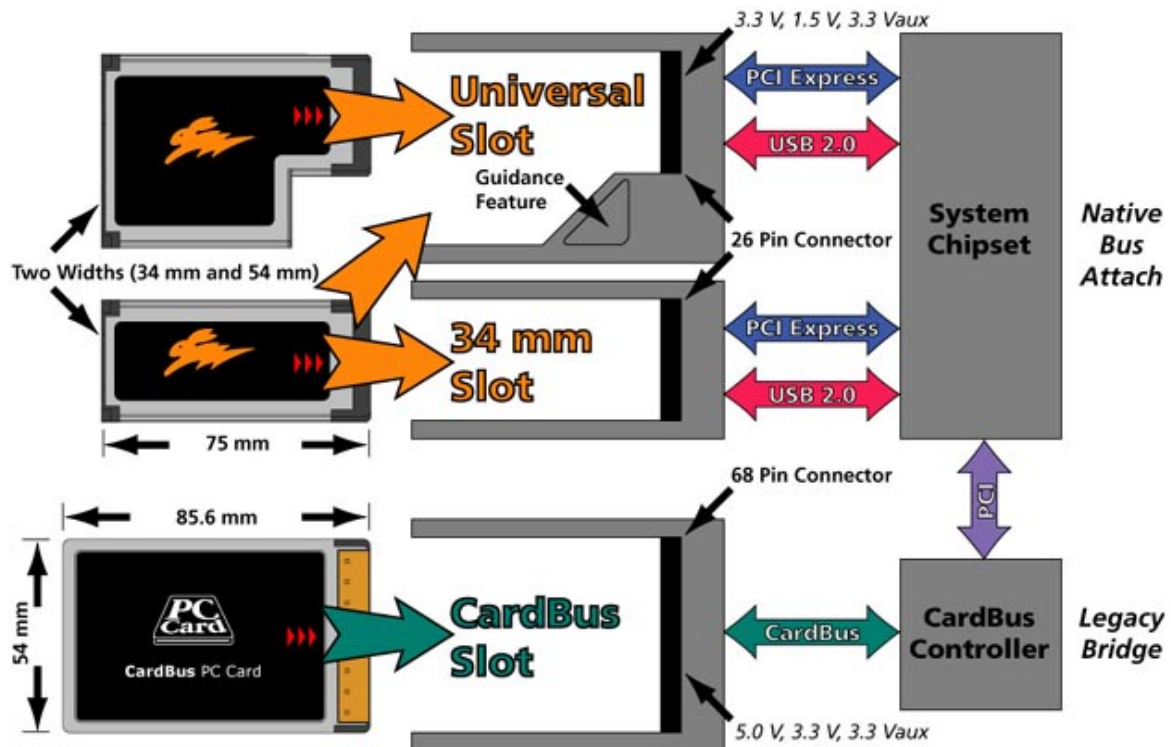
### Two ExpressCard Sizes Available:

ExpressCard/34: 34mm (W) X 75mm (L) X 5mm (H)

ExpressCard/54: 54 mm (W) X 75mm (L) X 5mm (H)

Existing CardBus (Type II): 54mm (W) C 86mm (L) C 5mm (H)

## ExpressCard Technology vs. CardBus



# Connectors for PCMCIA ExpressCard Technology

## PART NUMBER DESCRIPTION

Page 3

### Host Connector and Ejector Push/ Push Type

Product	Part Number	Mounting	Stand off	Shutter	Remark	Page
Header	1759011-1	Top Mount	0	w/o	With nut on ejector	4
Ejector 34/54	1759010-1					
Header	1759044-1	Top Mount	0	With	Ejector 34/54	4
Ejector	1759066-1					
Header	1759056-1	Bottom Mount	2.2	With	With nut on ejector	5
Ejector 34/54	1759054-1					
Header	1759101-1	Bottom Mount	0.6	With	With nut on ejector	5
Ejector 34/54	1759100-1					

### Host Connector and Ejector Button Type

Product	Part Number	Mounting	Stand off	Shutter	Button	Page
Header	1759071-1	Bottom Mount	2.0	w/o	Right push-push	6
Ejector 34/54	1759074-1					

### Frame Kit

Product	Part Number	Page
Module Connector	1470828-1	6
Body (34mm)	1470827-1	

### Combo Host Connector Type (ExpressCard with PCMCIA)

Product	Part Number	Mounting	Stand off	Shutter	Button	Page
Combo Set	1759323-1	Top mount	2.05mm	With/no function	Right push	7
Card Edge	6376045-1					
Combo Set	1759322-1	Bottom mount	2.05 mm	With/no function	Right push	7
Card Edge	6376045-1					
Combo Set	1827070-1	Bottom mount	1.95 mm	Without	Left push	8
Card Edge	6376045-1					

All part numbers are RoHS compliant

# Connectors for PCMCIA ExpressCard Technology

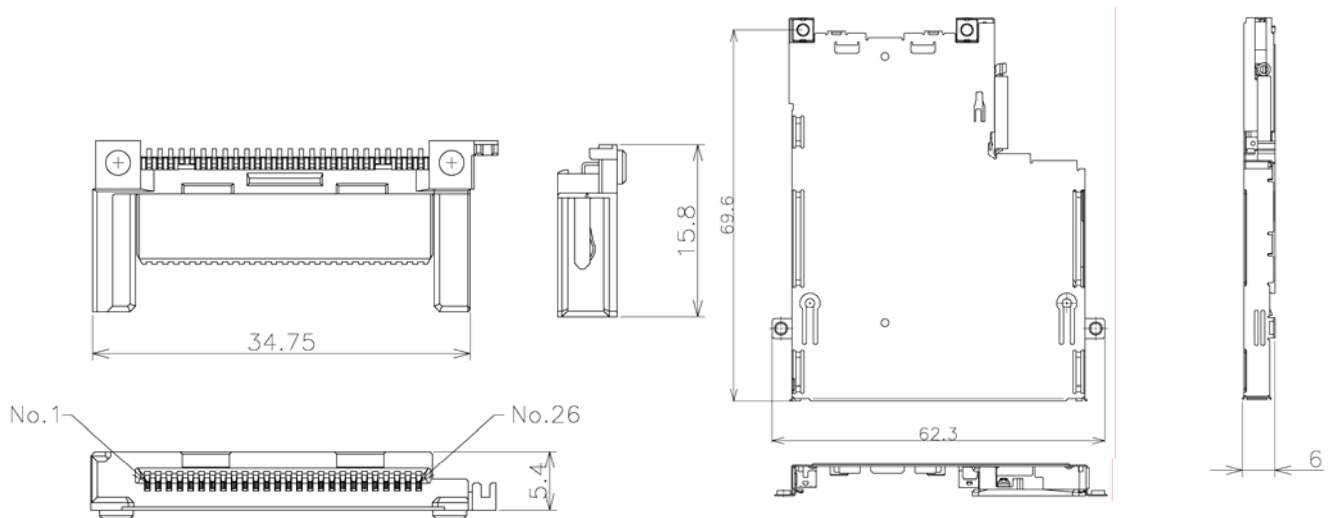
## PRODUCT DIMENSIONS

Page 4

### Single Slot Card Push/ Push Type

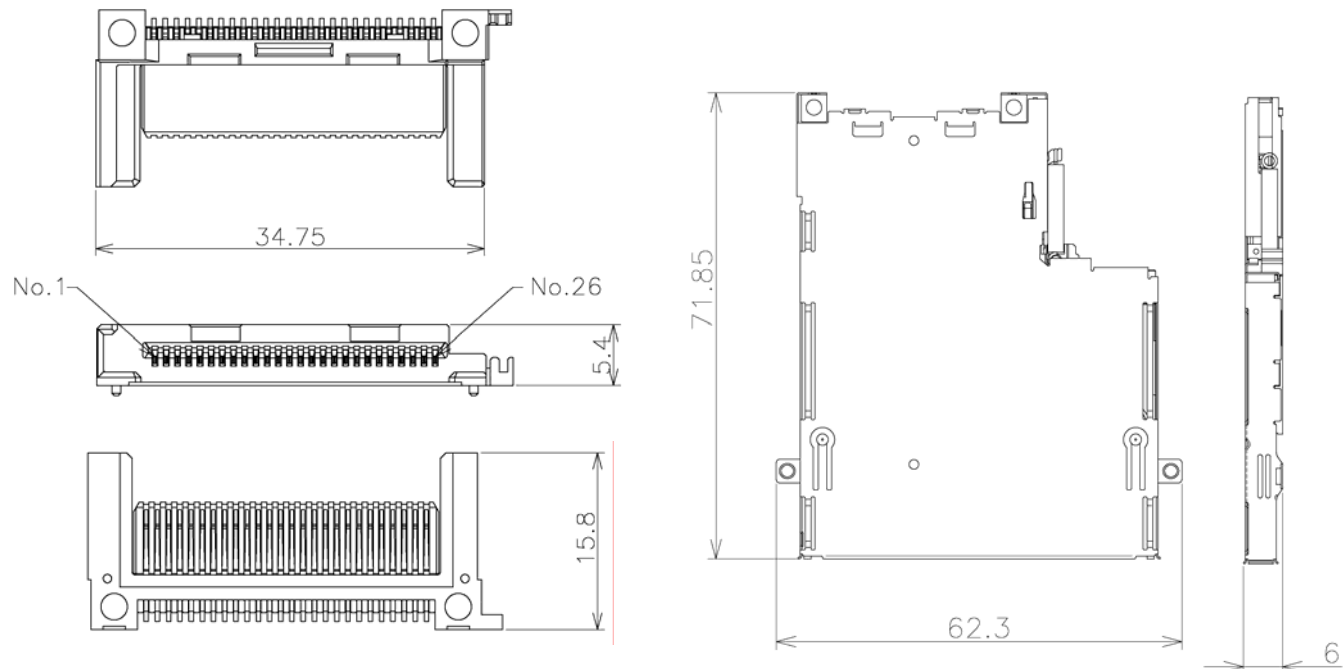
Header: P/N 1759011-1

Ejector: P/N 1759010-1



Header: P/N 1759044-1

Ejector: P/N 1759066-1



# Connectors for PCMCIA ExpressCard Technology

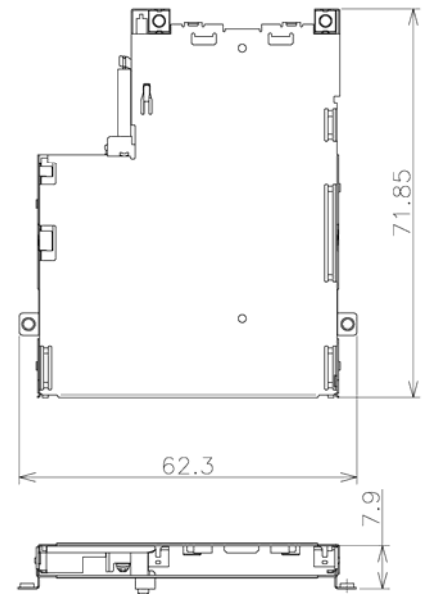
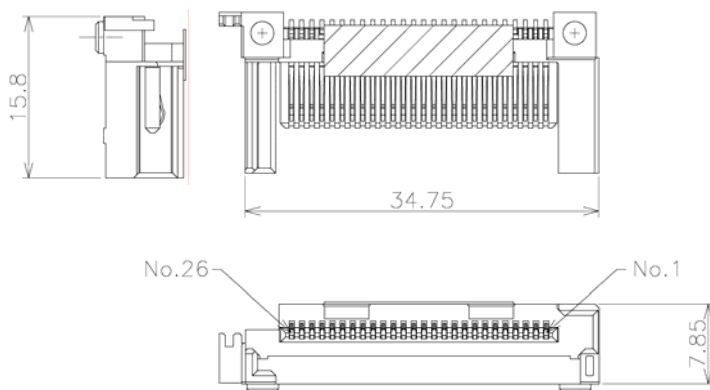
## PRODUCT DIMENSIONS

Page 5

### Single Slot Card Push/ Push Type

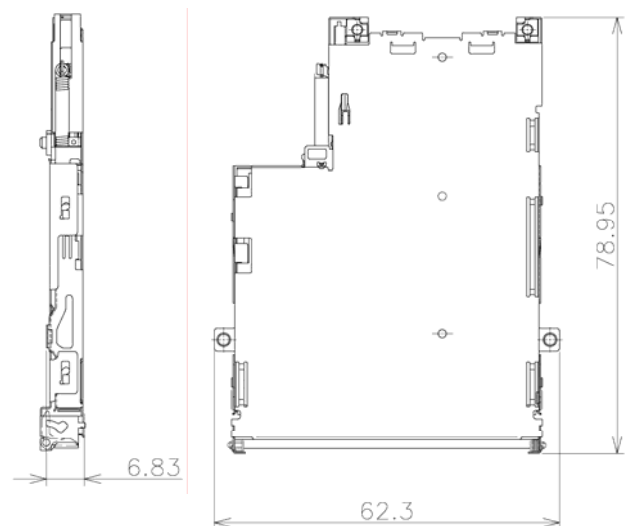
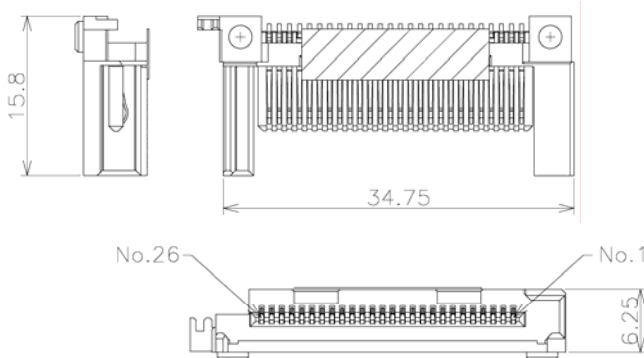
Header: P/N 1759056-1

Ejector: P/N 1759054-1



Header: P/N 1759101-1

Ejector: P/N 1759100-1



# Connectors for PCMCIA ExpressCard Technology

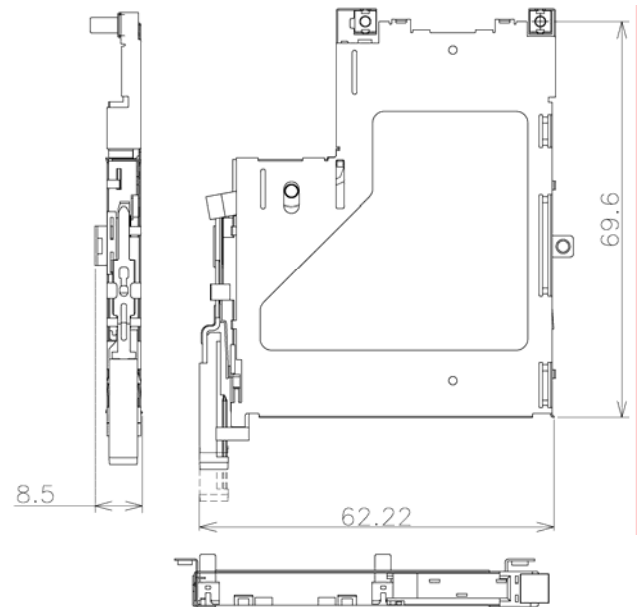
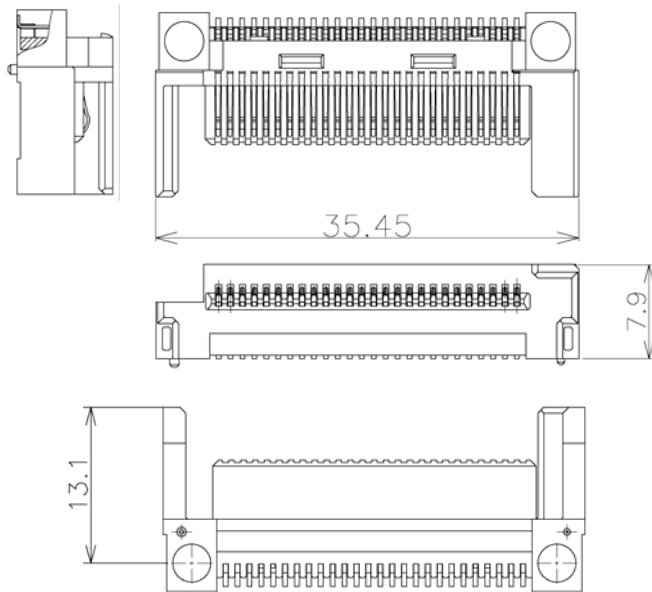
## PRODUCT DIMENSIONS

Page 6

### Button Push/ Push Type

Header: P/N 1759071-1

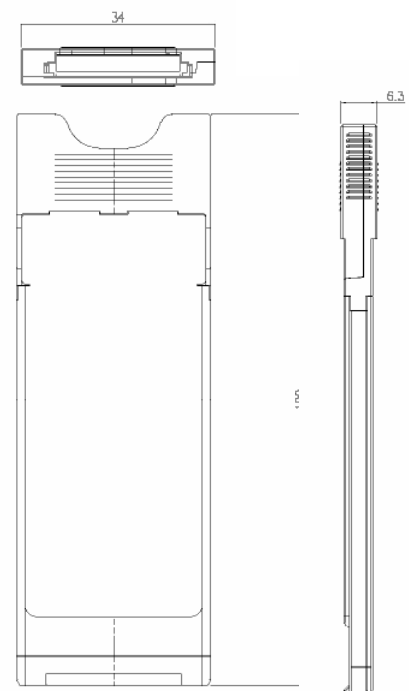
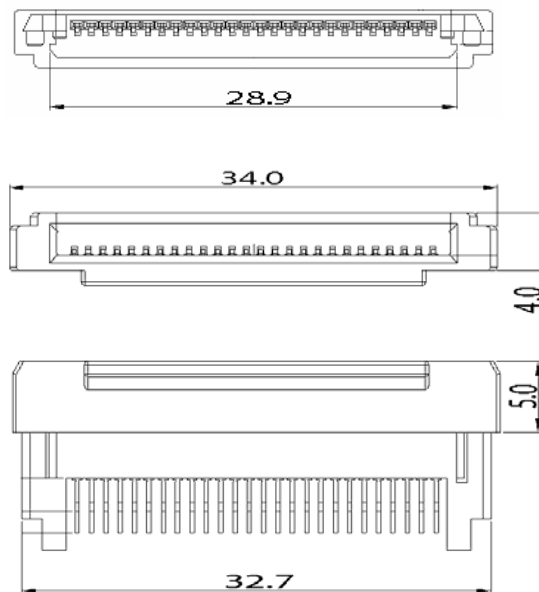
Ejector: P/N 1759074-1



### Frame Kit

Module Connector: P/N 1470828-1

Frame Kit: P/N 1470827-1



# Connectors for PCMCIA ExpressCard Technology

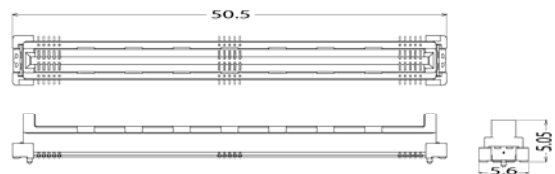
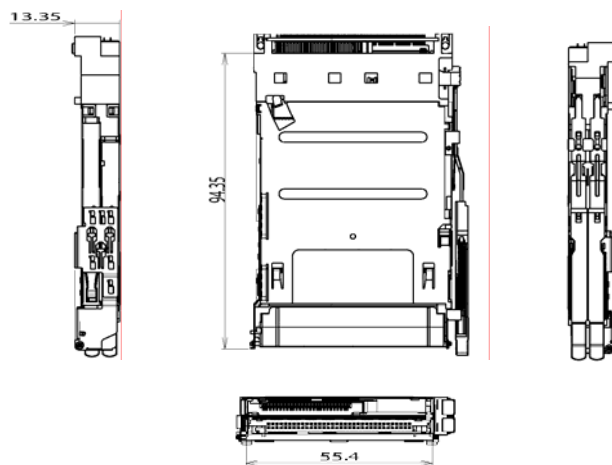
## PRODUCT DIMENSIONS

Page 7

### Combo Type (ExpressCard with PCMCIA)

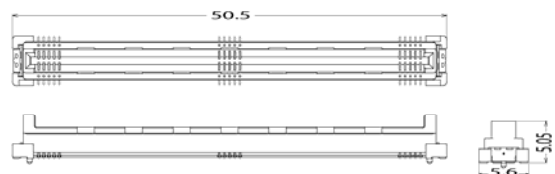
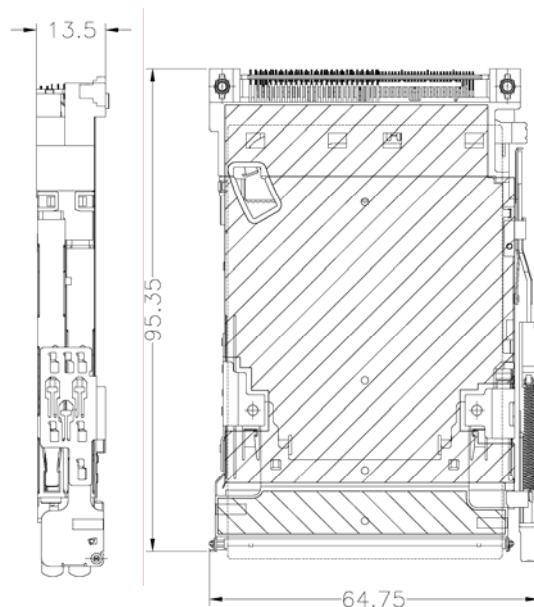
Combo Set: P/N 1759323-1

Card Edge: P/N 6376045-1



Combo Set: P/N 1759322-1

Card Edge: P/N 6376045-1

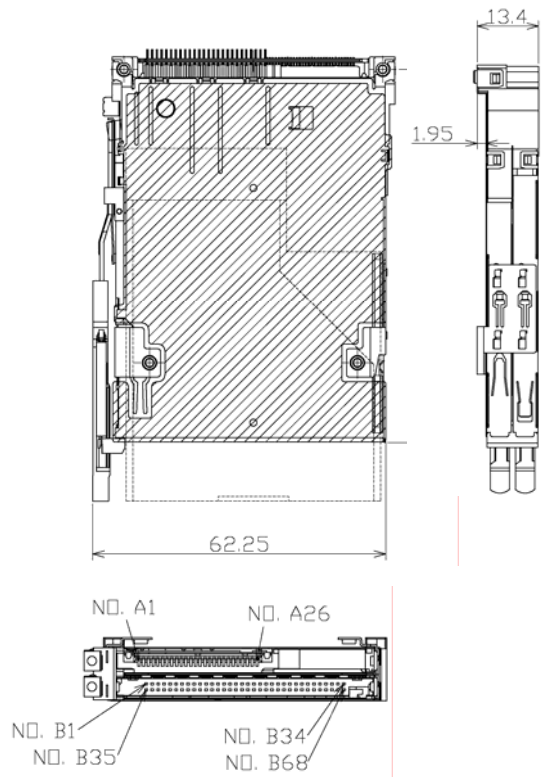


# Connectors for PCMCIA ExpressCard Technology


## PRODUCT DIMENSIONS

Page 8

### Combo Set: P/N 1827070-1



### Card Edge: P/N 6376045-1



## TYPICAL ELECTRICAL PROPERTIES

Operating Temperature:	-55°C to +85°C
Contact Resistance:	40mΩ Max initial Delta-R 15mΩ
Current Rating:	0.75A

## ENVIRONMENTAL and PHYSICAL PARAMETERS

Physical Shock:	50 G's, 11mS
Mating Force:	39N (3.9kgf) Maximum
UnMating Force:	4.5N (0.46kgf) Minimum
Durability:	5,000 to 10,000 cycles

## TECHNICAL DOCUMENTS

- Engineering Test Report – 108-5923
- Qualification Test Report – 501-5222



# Connectors for PCMCIA ExpressCard Technology

## Restriction on the Use of Hazardous Substances (RoHS)

Page 9

At Tyco Electronics, we're ready to support your RoHS requirements. We've assessed more than 1.5 million end items/components for RoHS compliance, and issued new part numbers where any change was required to eliminate the restricted materials. **Compliant – Part numbers in this catalog are RoHS Compliant, unless marked otherwise.** These products comply with European Union Directive. Part numbers in this catalog are identified as:

**RoHS 2002/95/EC** as amended 1 January 2006 restricts the use of lead, mercury, cadmium, hexavalent chromium, PBB, and PBDE in certain electrical and electronic products sold into the EU as of 1 July 2006.

For purposes of this Datasheet, included within the definition of RoHS Compliant are products that are clearly "Out of Scope" of the RoHS Directive such as hand tools and other non-electrical accessories.

**Non-RoHS Compliant** – These part numbers are identified with a "◆" symbol. **These products do not** comply with the material restrictions of the European Union Directive 2002/95/EC.

**"5 of 6 Compliant" – A "●" symbol identifies these part numbers.** These products do not fully comply with the European Union Directive 2002/95/EC because they contain lead in solderable interfaces (they do not contain any of the other five restricted substances above allowable limits). However, these products may be suitable for use in RoHS applications where there is an application-based exception for lead in solders, such as the server, storage, or networking infrastructure exemption.

**Note** - Information regarding RoHS compliance is provided based on reasonable inquiry of our suppliers and represents our current actual knowledge based on the information provided by our suppliers. This information is subject to change. For latest compliance status, refer to our website referenced below.

### Getting the Information You Need

Our comprehensive on-line RoHS Customer Support Center provides a forum to answer your questions and support your RoHS needs. A RoHS FAQ (Frequently Asked Questions) is available with links to more detailed information. You can also submit RoHS questions and receive a response within 24 hours during a normal work week. The Support Center also provides:

- Cross-Reference from Non-compliant to Compliant Products
- Ability to browse RoHS Compliant Products in our on-line catalog
- Downloadable Technical Data
- Customer Information Presentation
- More detailed information regarding the definitions used above



So whatever your questions when it comes to RoHS, we've got the answers at [www.tycoelectronics.com/leadfree](http://www.tycoelectronics.com/leadfree).

### Disclaimer

While Tyco Electronics Corporation and its affiliates referenced herein ("Tyco Electronics") have made every reasonable effort to ensure the accuracy of the information in this catalog, Tyco Electronics does not guarantee that it is error free, nor does Tyco Electronics make any other representation, warranty or guarantee that the information is accurate, correct reliable or current.

Tyco Electronics reserves the right to make any adjustments to the information contained herein at any time without notice. Tyco Electronics expressly disclaims all implied warranties regarding the information contained herein, including, but not limited to, any implied warranties of merchantability or fitness for a particular purpose. Tyco Electronics' only obligations are those in the Tyco Electronics Standard Terms and Conditions of Sale, and in no case will Tyco Electronics be responsible for any incidental, indirect, or consequential damages arising from the sale, resale, or misuse of its products. Users should independently evaluate the suitability of, and test each product for, their application.

1773445-1\_CC&CE\_LH\_PDF\_08/06

© 2006 by Tyco Electronics Corporation. All Rights Reserved.  
Tyco is a trademark. Other products, logos, and company names mentioned herein may be trademarks of their respective owners.

ExpressCard is a trademark of Personal Computer Memory Card International Association.  
PCI Express is a trademark of PIC-SIG Corporation.

**tyco**  
Electronics

# Mouser Electronics

Authorized Distributor

Click to View Pricing, Inventory, Delivery & Lifecycle Information:

[TE Connectivity:](#)

[1759323-1](#)