

8000 series

Momentary or alternate action
pushbutton switches



DISTINCTIVE FEATURES

Momentary or alternate

Bushing Ø 6.35 (1/4) and Ø 11.9 (15/32)

UL approved



ELECTRICAL SPECIFICATIONS

- Max. current/voltage rating with resistive load :
 - silver contacts : 4 A 30 VDC
 - gold plated contacts : 0.4 VA max. 20 VAC or DC
- Initial contact resistance : 10 mΩ max.
- Insulation resistance : 1,000 MΩ min. at 500 VDC
- Dielectric strength :
 - 1,000 Vrms 50 Hz min. between terminals
 - 2,000 Vrms 50 Hz min. between terminals and frame
- Electrical life : 30,000 cycles at full load



GENERAL SPECIFICATIONS

- Torque : 1.25 Nm (.922 Ft.lb) max. applied to nut
- Total travel : 2.70 mm (.106)
- Operating temperature : -40 °C to +85 °C (-40 °F to +185 °F)



MATERIALS

- Case : diallyphthalate (DAP)
- Actuator : brass, nickel plated
- Bushing : brass, nickel plated
- Housing : stainless steel
- Contacts
 - A : silver
 - AD : silver, gold plated
 - CD : brass, gold plated
- Terminal seal : epoxy

APEM products may be recycled at end-of-life for the re-claiming of valuable metal components.

The company reserves the right to change specifications without notice.



8000 series

Momentary or alternate action pushbutton switches

AGENCY APPROVAL



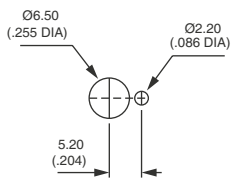
3 A 250 VAC,
6 A 125 VAC

Availability : consult factory for details of approved models.

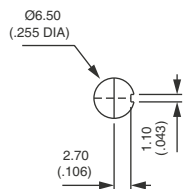
Marking : to order switches marked UL, complete appropriate box of ordering format.



PANEL CUT-OUT



Standard

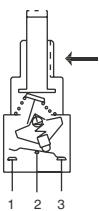


With K sealing option

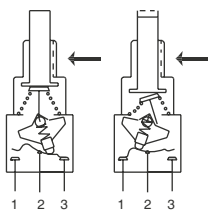


ELECTRICAL FUNCTIONS

→ KEYWAY



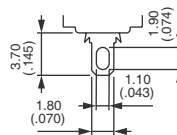
Funct. 6 (ON-ON)



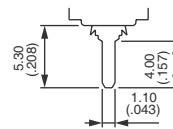
Funct. 2 (ON-MOM)



TERMINALS



Solder lug

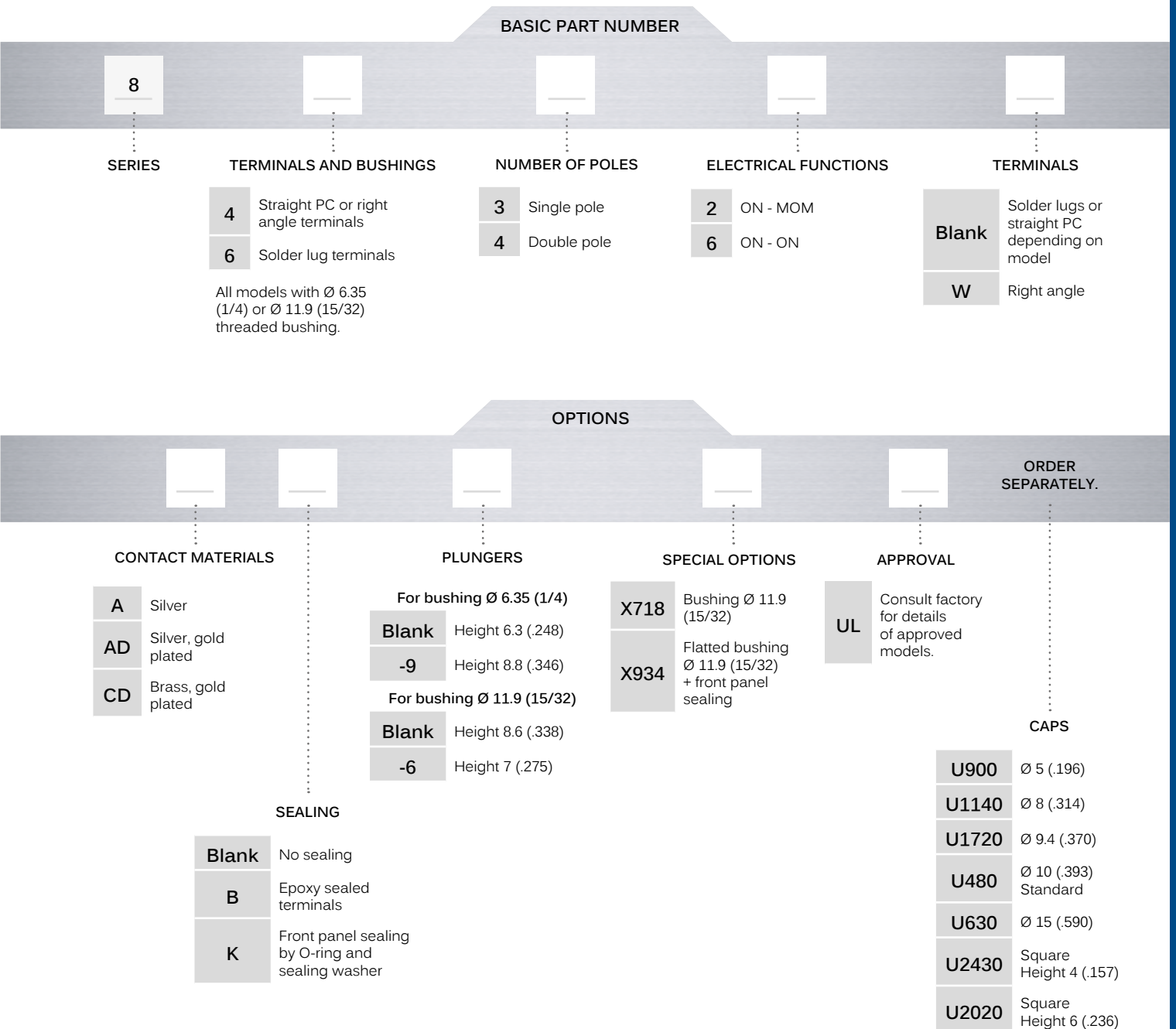


Straigh PC

8000 series

Momentary or alternate action pushbutton switches

BUILD YOUR PART NUMBER



ABOUT THIS SERIES

On the following pages, you will find successively basic part numbers of switches and options in the same order as in above chart.



- ⚠ **Notice** : please note that not all combinations of above numbers are available. Refer to the following pages for further information.
- 🔒 **Sealing boots** are available to protect the switches against dust and water. See "Sealing Boots" section of website.
- 🔩 **Mounting accessories** : standard hardware supplied with all models : 2 hex nuts 8 mm (.314) across flats, 1 locking ring and 1 lockwasher. Standard and special hardware available is presented in the "Hardware" section of website.

8000 series

Momentary or alternate action pushbutton switches



SOLDER LUG TERMINALS : 8600



			
Single pole	8632	2-3	1-2
	8636	ON	MOM
Double pole		2-3	1-2
	8642	5-6	4-5
Double pole	8646	ON	MOM
		ON	ON



STRAIGHT PC TERMINALS : 8400



			
Single pole	8432	2-3	1-2
	8436	ON	MOM
Double pole		2-3	1-2
	8442	5-6	4-5
Double pole	8446	ON	MOM
		ON	ON

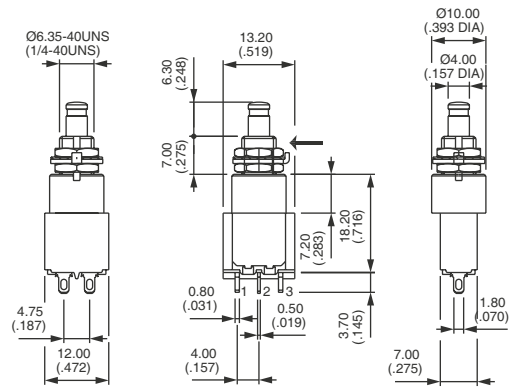
RIGHT ANGLE TERMINALS HORIZONTAL : 8400W



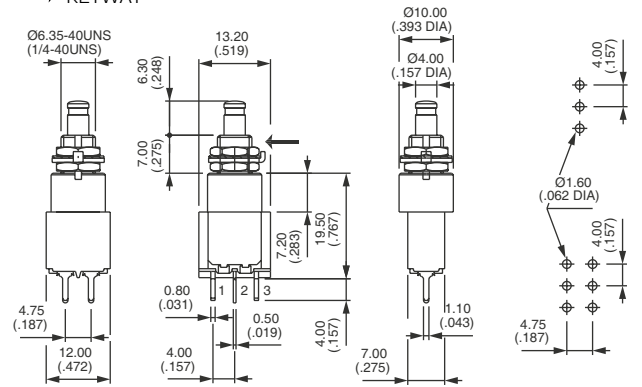
			
Single pole	8432W	2-3	1-2
	8436W	ON	MOM
Double pole		2-3	1-2
	8442W	5-6	4-5
Double pole	8446W	ON	MOM
		ON	ON

KEYWAY

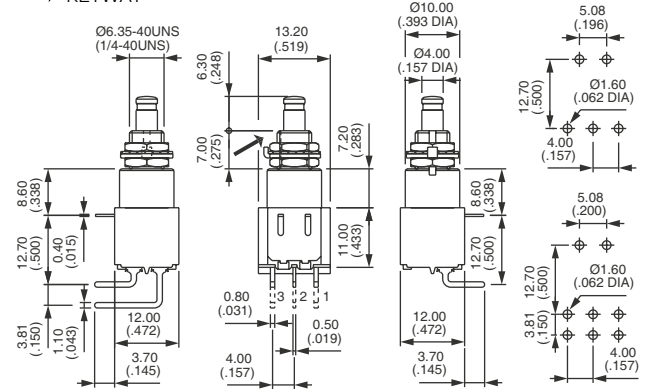
Shown with standard plunger



KEYWAY




KEYWAY



8000 series

Momentary or alternate action pushbutton switches

CONTACT MATERIALS

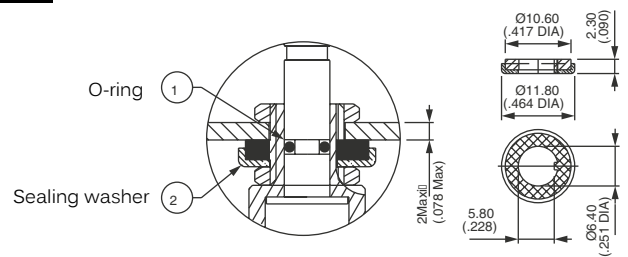


- A Silver
- AD Silver, gold plated
- CD Brass, gold plated

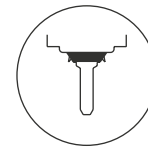
SEALING



- Blank No sealing
 - K Frontal sealing by O-ring and sealing washer. Protects the switch against water and dust. Panel seal withstands 1 bar pressure.
 - B Epoxy sealed terminals
 - KB Combined sealings
- Sealing boot : see "Sealing boots" section of website.



K



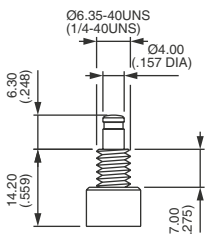
B

PLUNGERS

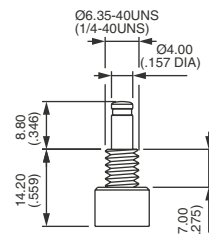


Dash compulsory before plunger code.

FOR Ø 6.35 (1/4) BUSHING

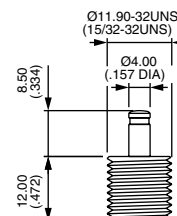


Blank
Standard

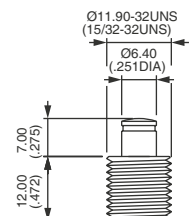


-9

FOR Ø 11.9 (15/32) BUSHING (X718 MODELS)



Blank
Standard

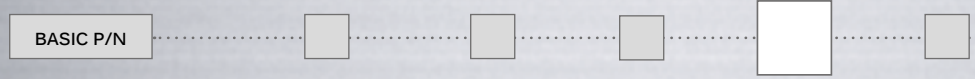


-6

8000 series

Momentary or alternate action pushbutton switches

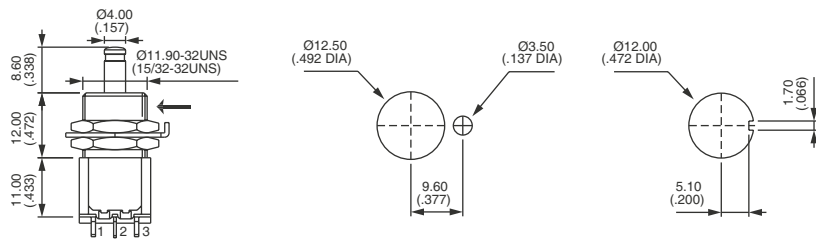
SPECIAL OPTIONS



- X601** Silver plated brass contacts
Current/voltage rating for an electrical life of 20,000 cycles : 0.5 A 30 VDC.
Minimum quantity : 5,000 pieces per model and shipment.
- X718** Bushing Ø 11.9 (15/32)
For all basic models (solder lug, straight PC or right angle terminals)
Available with plungers shown on previous page (Standard and -6)
K sealing option available.
- X748** Snap-in mounting. Consult factory.
Panel cut-out 15 x 12.5 (.59 x .492)
- X934** Flatted bushing Ø 11.9 (15/32) + sealing by two O-rings (for plunger -6 only).
Epoxy sealed terminals.

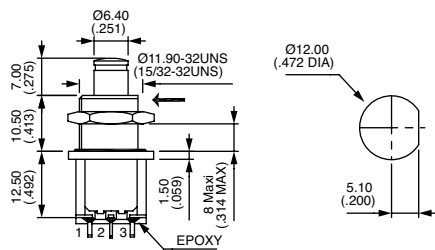
OPTION X718

→ KEYWAY




OPTION X934

→ KEYWAY



AGENCY APPROVAL



UL

Availability : consult factory for details of approved models.

Marking : to order switches marked UL, complete above box with "UL".

8000 series

Momentary or alternate action pushbutton switches

CAPS

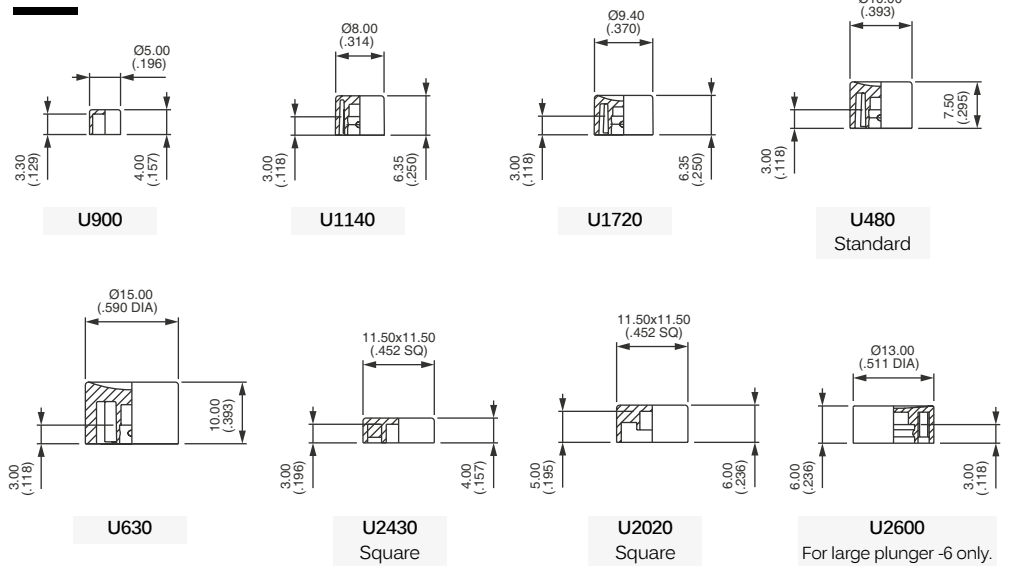
Order separately

The caps below are for \varnothing 4 mm plungers (standard and -9), except U2600.

Cap colors

Replace last "0" by number :

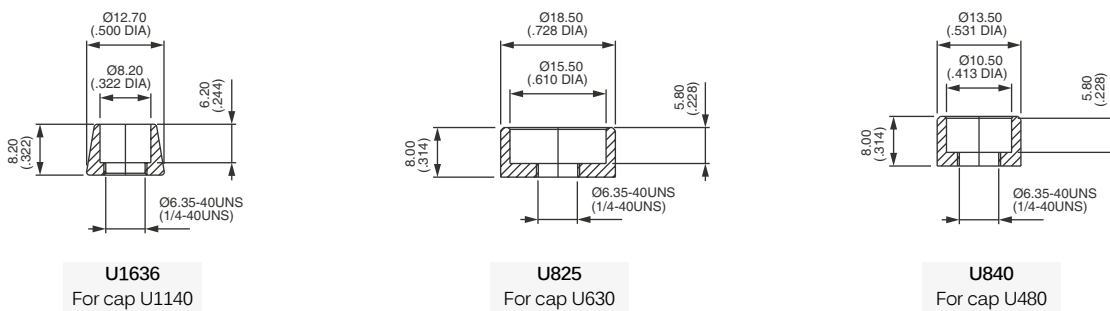
- 1 Blue
- 1/4 Dark blue
- 2 Black
- 3 Green
- 4 Grey
- 5 Yellow
- 6 Red
- 7 Ivory
- 7/1 White
- 9 Orange



DRESS NUTS

Order separately

Chrome plated.



Mouser Electronics

Authorized Distributor

Click to View Pricing, Inventory, Delivery & Lifecycle Information:

Apem:

[8636AKB](#) [8632AK](#) [8442AB](#) [U483](#) [8446AB](#) [8632A](#) [8636A](#) [8632AB](#) [8636AB](#) [8642AB](#) [8646AB](#) [8432AB](#)
[8432WCDB](#) [8436A](#) [8436AB](#) [8436WCDB](#) [8442WCDB](#) [8446ADB](#) [8446WCDB](#) [8632AB6X718UL](#) [8632AB9](#)
[8632ABUL+U482](#) [8632ABX718](#) [8636AB+U482](#) [8636AB6X718UL](#) [8642AB6X718UL](#) [8432AB6X923](#) [8432WCDKB](#)
[8436WCDKB](#) [8446AD](#) [8446WAKB](#) [8632AB6X718](#) [8632ABUL](#) [8632AKB](#) [8632AKB6X718UL](#) [8636AB6X718](#)
[8636AB6X718+U2602](#) [8636AB9](#) [8636ABX718](#) [8636AGKB](#) [8636AK](#) [8642A](#) [8642A9+U486](#) [8642AB6X718](#) [8642AK](#)
[8642AKB](#) [8646A](#) [8646AB6X718](#) [8646AB6X923](#) [8646AB6X934+U2602](#) [8646ABUL](#) [8646AK](#) [8646AKB](#) [8636ADB-](#)
[6X934UL](#) [8636ADB](#) [8646ADKB](#) [8646ADKBX718](#) [8636AKB9](#) [8436WAD](#) [8436AKB](#) [8432WAK](#) [8436AD](#)
[8446WADK9](#) [8436WAK](#) [8432CD](#) [8632AD](#) [8432WAD](#) [8632AB6X934](#) [8632A6X718](#) [8642AD](#) [8642ADKBX718](#)
[8636A6X934UL](#) [8436CD](#) [8646AKB9](#) [8636A6X718](#) [8432WAD9](#) [8446AD13B](#) [8432WCD9](#) [8632AKBX718](#) [8632A9](#)
[8636CDB](#) [8632ADB](#) [8432WAB](#) [8436WA6X718](#) [8632AKBUL](#) [8636A6X934](#) [8632A5X933](#)