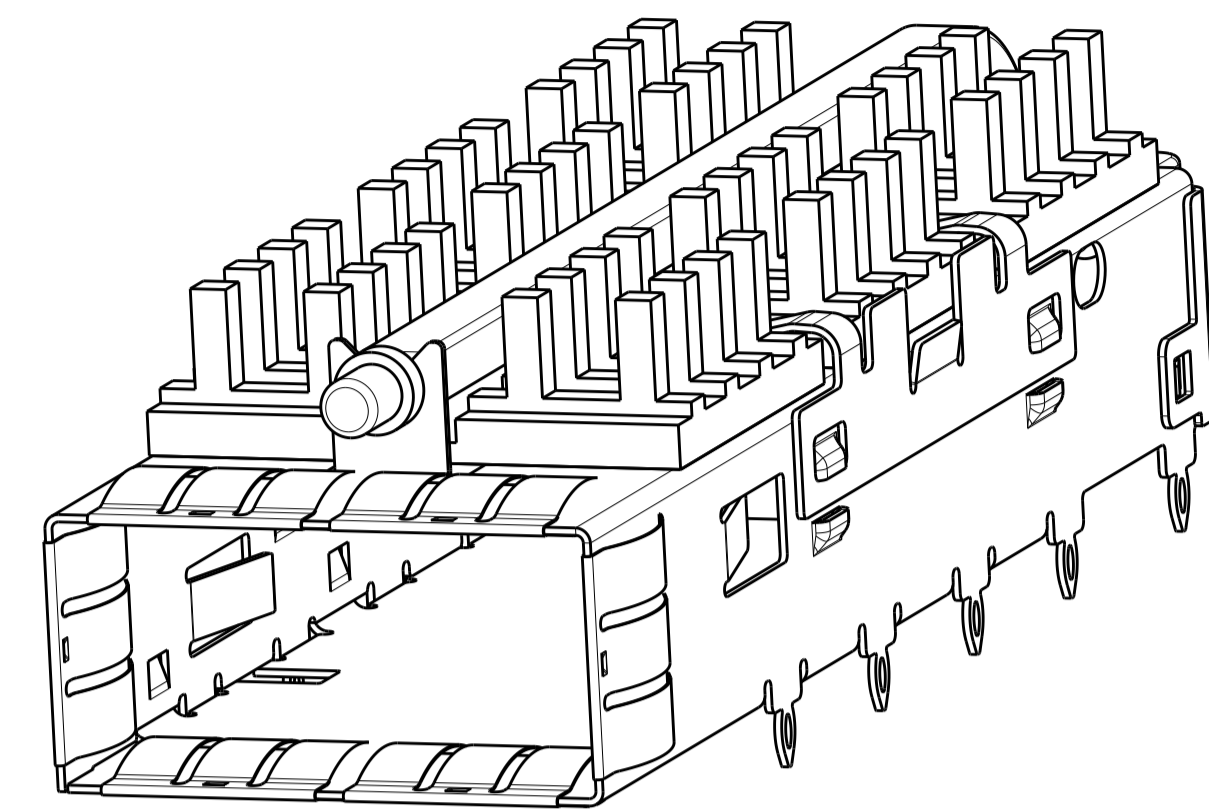
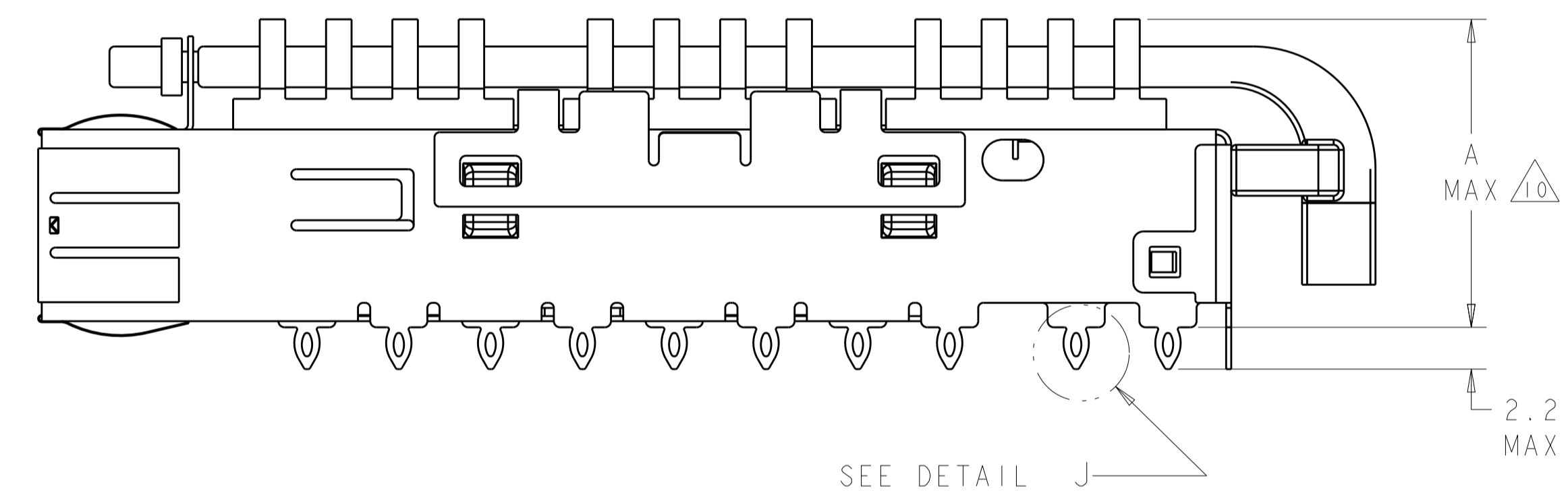
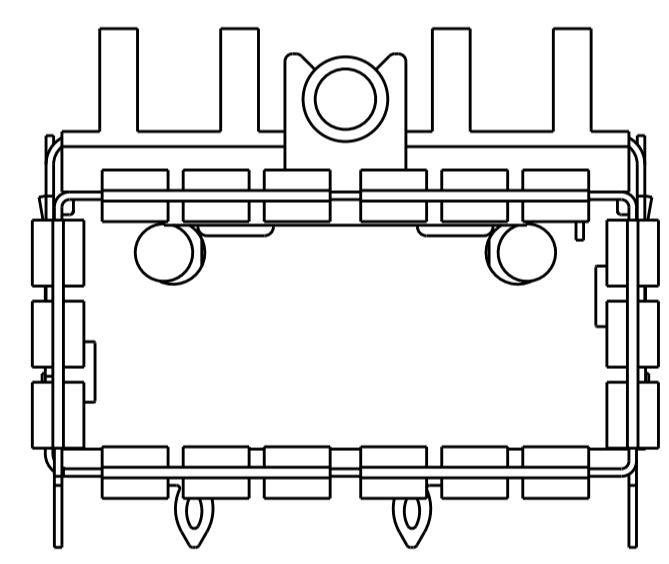
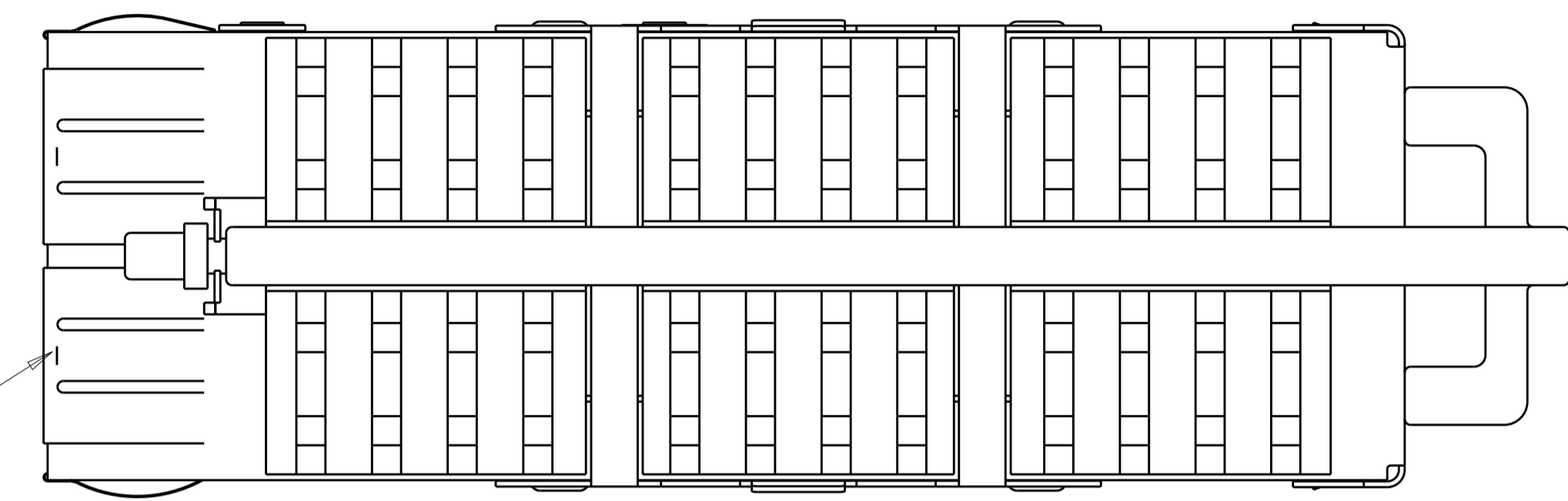


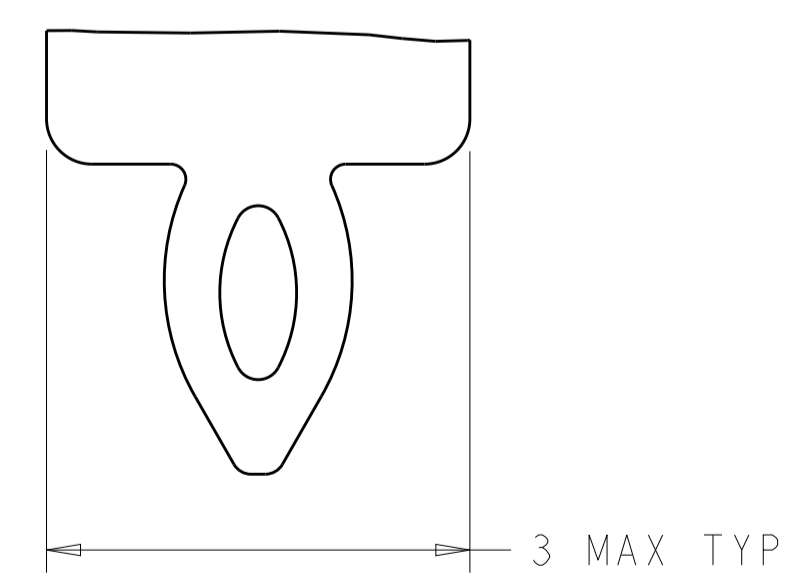
REVISIONS				
P.	LTN	DESCRIPTION	DATE	OWN APVD
B		REV PER ECO-09-020440	11SEP2009	CR JP
B1		REVISE PER ECR-15-013438	11SEP2015	RG SH



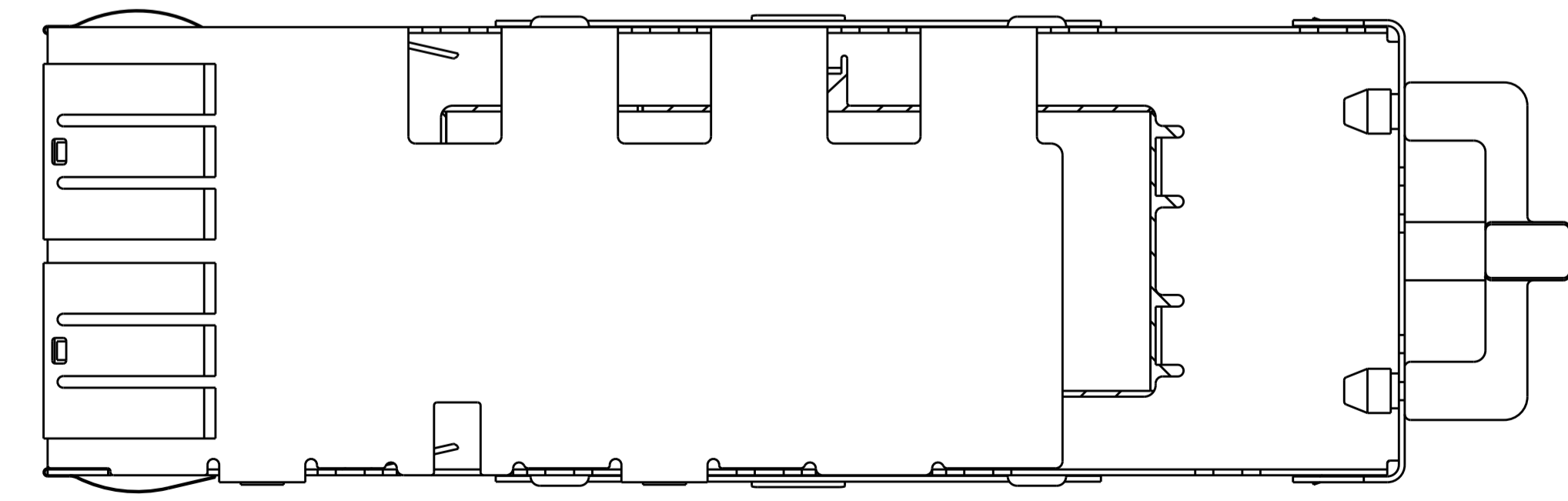
Sn42Bi58 SOLDER
6 PLACES



SEE DETAIL J



DETAIL J
SCALE 20:1

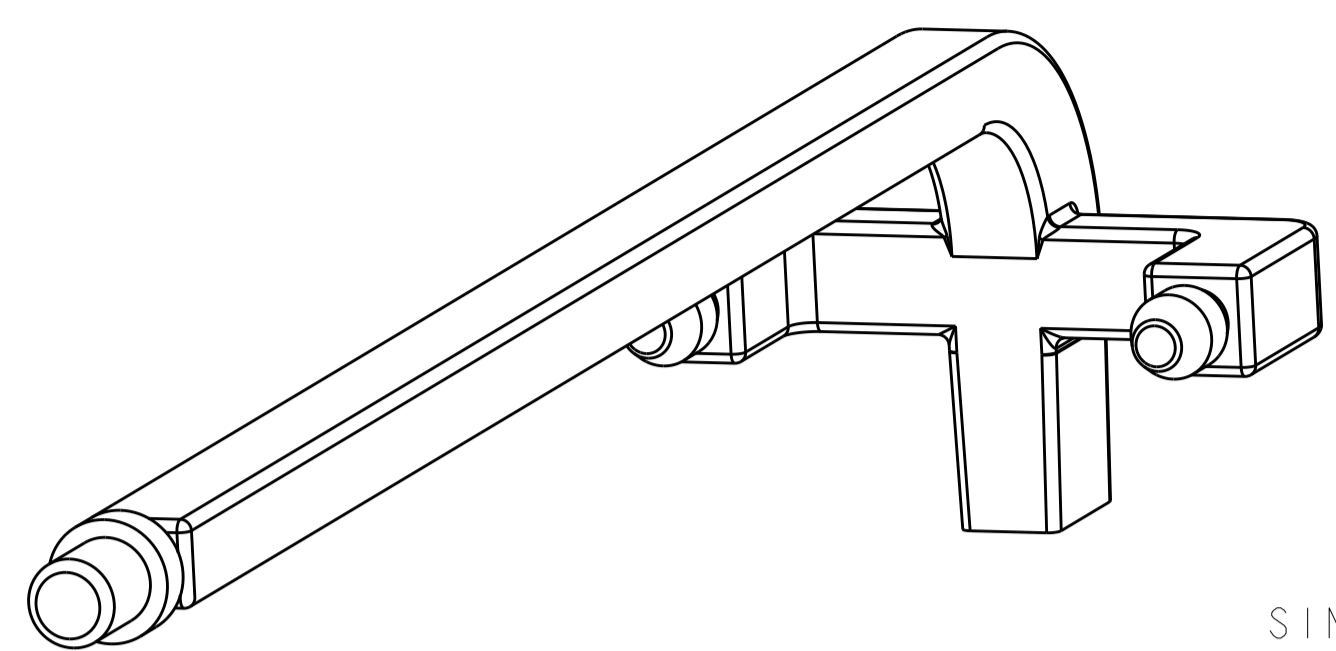


- 1. CAGE MATERIAL: NICKEL SILVER, 0.25 THICK
 HEAT SINK MATERIAL: ALUMINUM
 HEAT SINK CLIP MATERIAL: STAINLESS STEEL
 LIGHT PIPE MATERIAL: CLEAR POLYCARBONATE, UL-94V-0 RATED.
 EMI SPRING MATERIAL: COPPER ALLOY
- 2. MINIMUM PITCH DIMENSION.
- 3. MATES WITH QSFP MSA COMPATIBLE TRANSCEIVER.
- 4. REFERENCE APPLICATION SPEC 114-13217 FOR RECOMMENDED DRILL HOLE DIAMETER AND PLATING THICKNESS.
- 5. DATUMS AND BASIC DIMENSIONS ESTABLISHED BY CUSTOMER.
- 6. MINIMUM PC BOARD THICKNESS:
 SINGLE SIDED = 1.45mm (shown, pg. 4)
 DOUBLE SIDED = 2.2mm
- 7. HEAT SINK, CLIP, AND LIGHT PIPE SHIPPED ASSEMBLED TO CAGE ASSEMBLY. CAGE ASSEMBLY MAY BE PRESSED INTO THE PCB AS SHIPPED.
- 8. DATUM -A- IS TOP SURFACE OF HOST BOARD.
- 9. SURFACE TRACES PERMITTED WITHIN THIS AREA EXCEPT WHERE CAGE STANDOFFS, SHOWN IN DETAIL J, CONTACT PC BOARD.
- 10. DIMENSION APPLIES WITH MODULE INSTALLED IN THE CAGE TO TOP OF HEAT SINK.
- 11. MAXIMUM HEIGHT OF CUSTOMER SUPPLIED LED OFF PC BOARD: 1.70mm.
- 12. DATE CODE (YYWD) MARKED ON TOP OF CAGE AND CONCEALED BY HEAT SINK APPLIES TO CAGE ASSEMBLY ONLY.
- 13. SPRING FINISH: 0.8µm MIN TIN OVER 0.8µm MIN NICKEL. NON-PLATED EDGES PERMISSIBLE.
- 14. HEAT SINK AND CLIP SHIPPED ASSEMBLED TO CAGE ASSEMBLY. CAGE ASSEMBLY MAY BE PRESSED INTO THE PCB AS SHIPPED. LIGHT PIPE MUST BE ASSEMBLED BY CUSTOMER AFTER THE CAGE IS SEATED ON THE PCB.

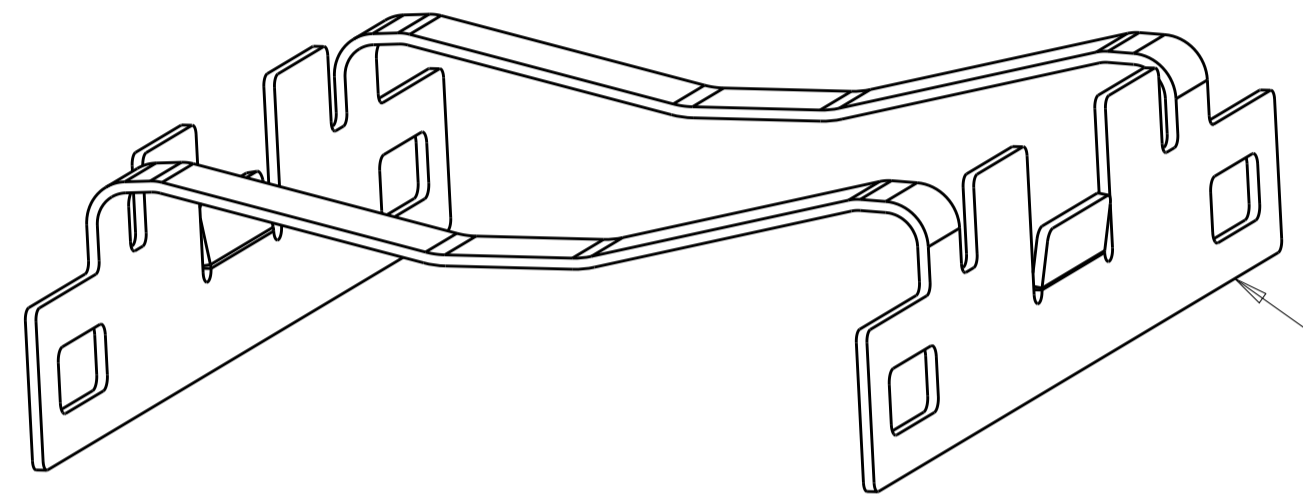
13.7	PCI HEAT SINK	1888972-3
23.0	NETWORKING HEAT SINK	1888972-2
16.0	SAN HEAT SINK (SHOWN)	1888972-1
A	DESCRIPTION	PART NUMBER

THIS DRAWING IS A CONTROLLED DOCUMENT.		OWN C. VALENTINE 09MAR2007	TE Connectivity	
DIMENSIONS:		CHK E. BRIGHT 09MAR2007		
mm	TOLERANCES UNLESS OTHERWISE SPECIFIED:	APVD E. BRIGHT 09MAR2007	NAME CAGE ASSEMBLY, THRU BEZEL, QSFP, W/ HEAT SINK AND SINGLE LIGHT PIPE	
0 PLC	±	PRODUCT SPEC	-	
1 PLC	±0.5	108-2286	-	
2 PLC	±0.13	APPLICATION SPEC	-	
3 PLC	±0.013	114-13217	-	
4 PLC	±0.001	WEIGHT	-	
ANGLES	±0.0001	CUSTOMER DRAWING	-	
MATERIAL	FINISH	SCALE 4:1	SHEET 1	OF 4
TBD				REV B1

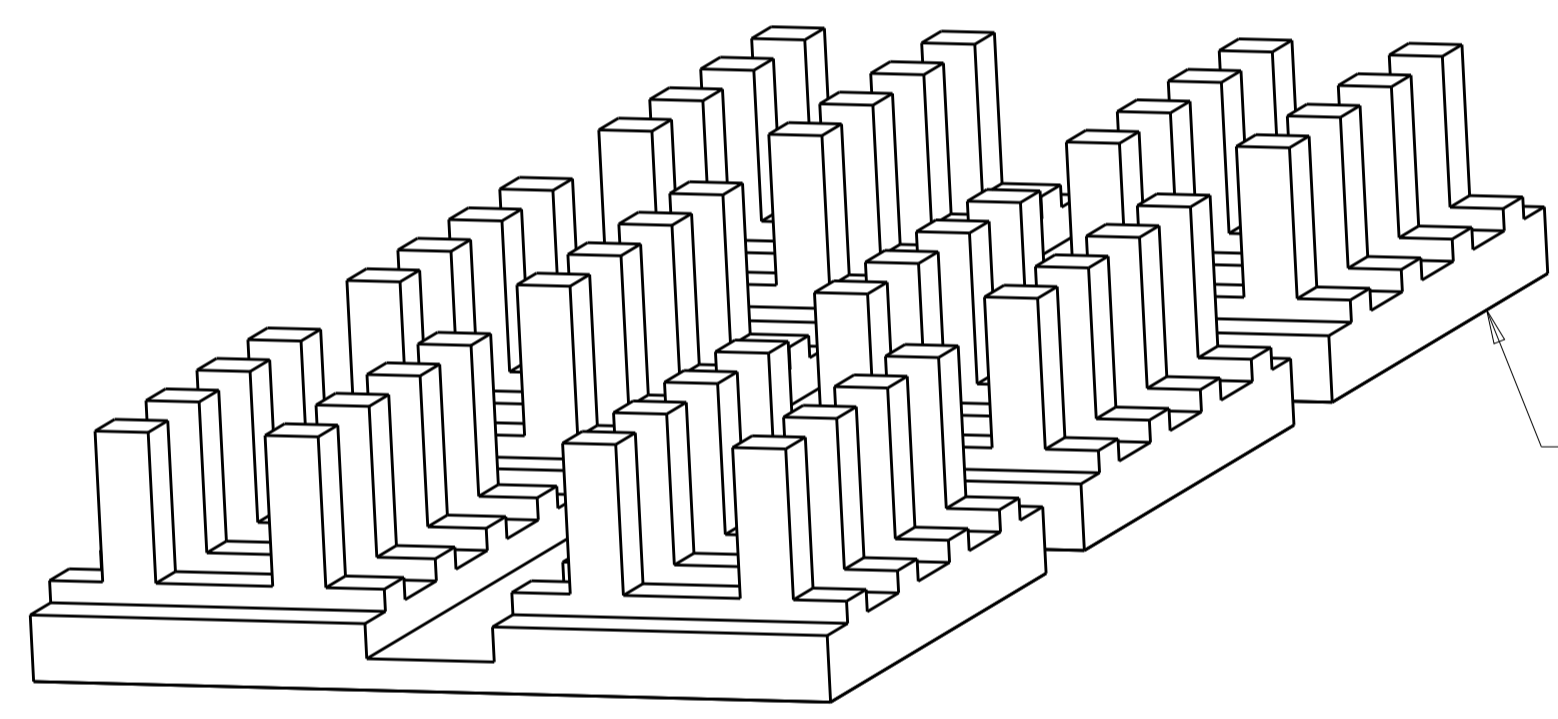
REVISIONS				
P.	LTN	DESCRIPTION	DATE	OWN APVD
-	-	SEE SHEET 1	-	-



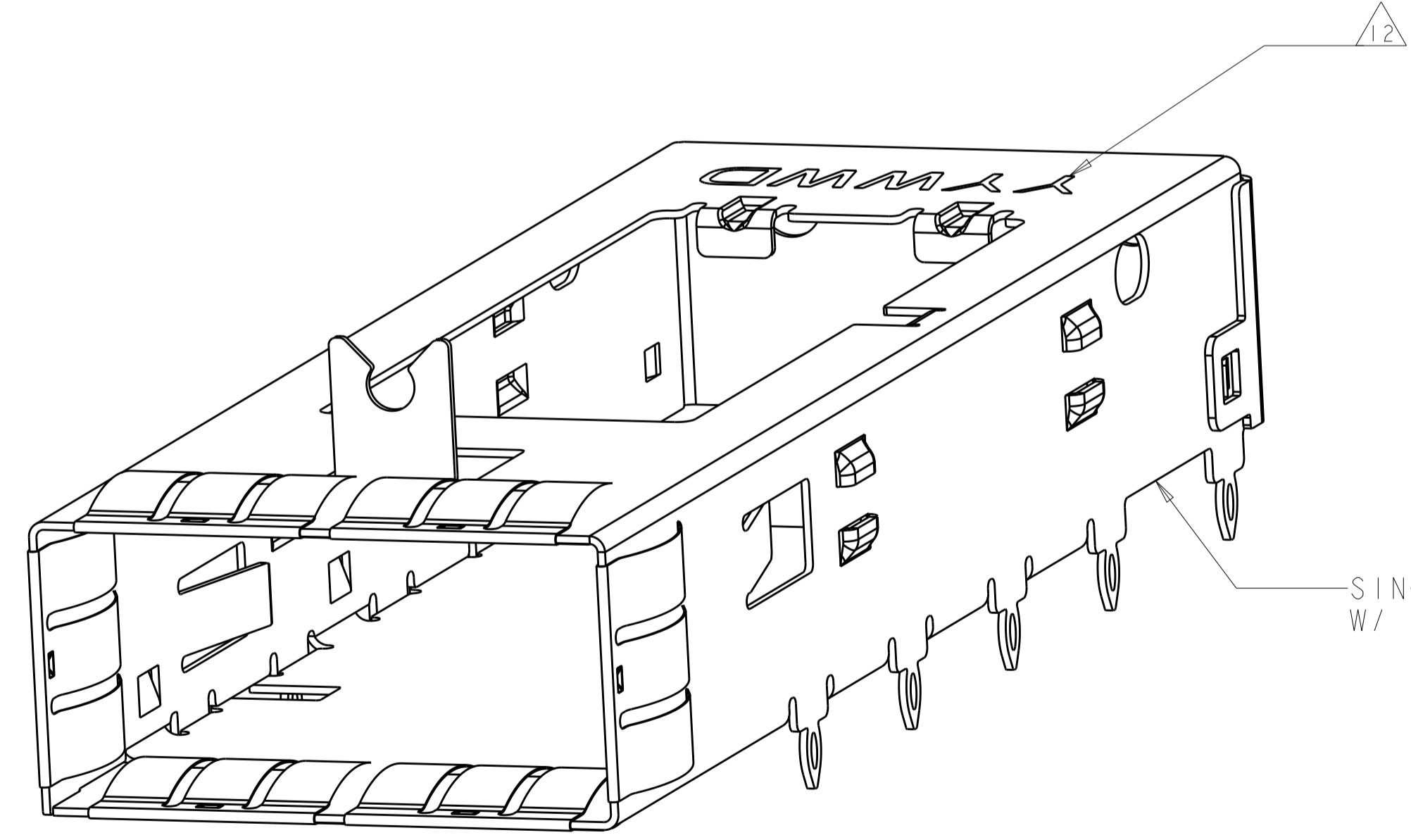
SINGLE LIGHT PIPE $\nabla 15$



HEAT SINK CLIP $\nabla 15$



HEAT SINK $\nabla 15$

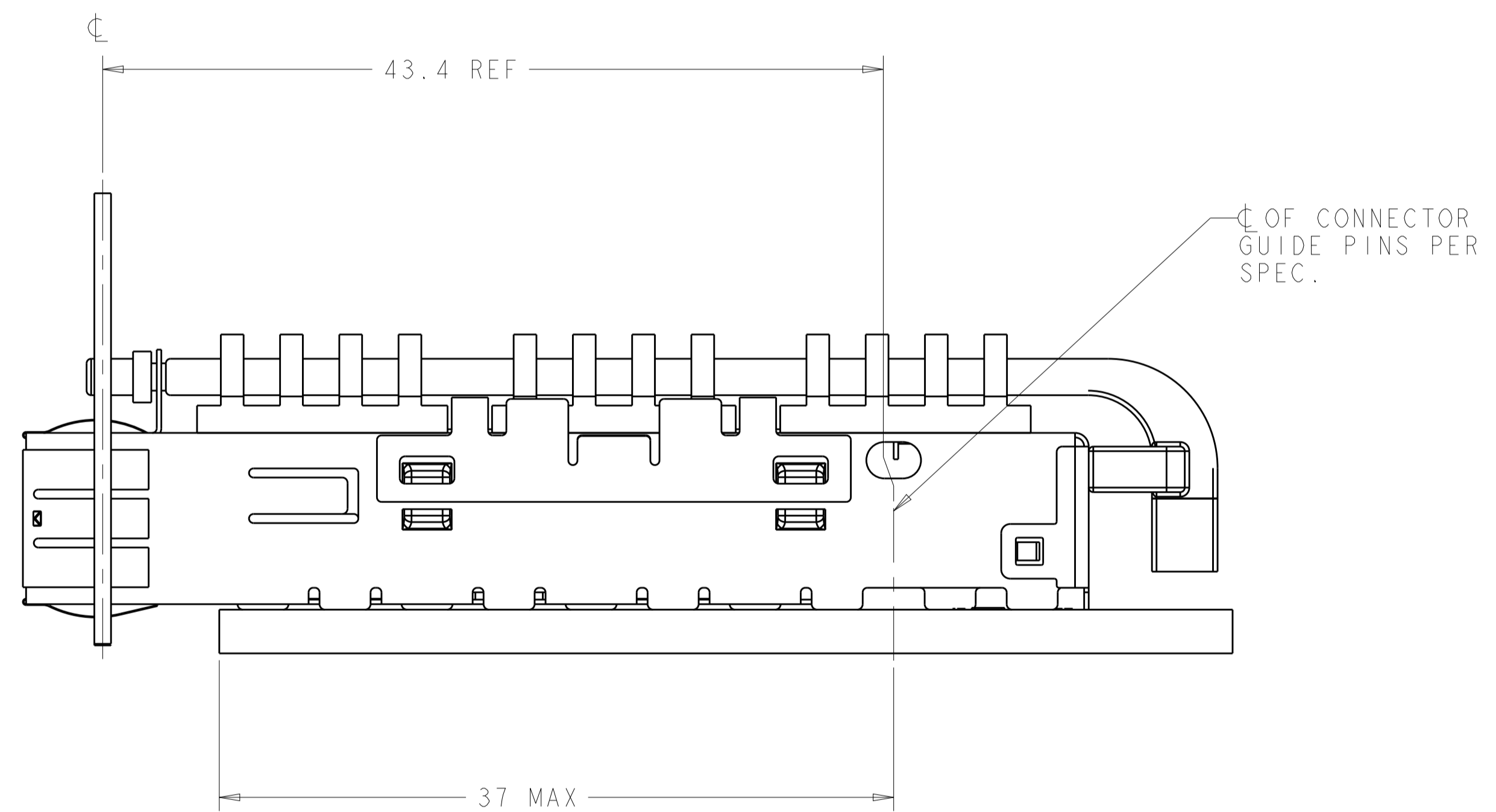
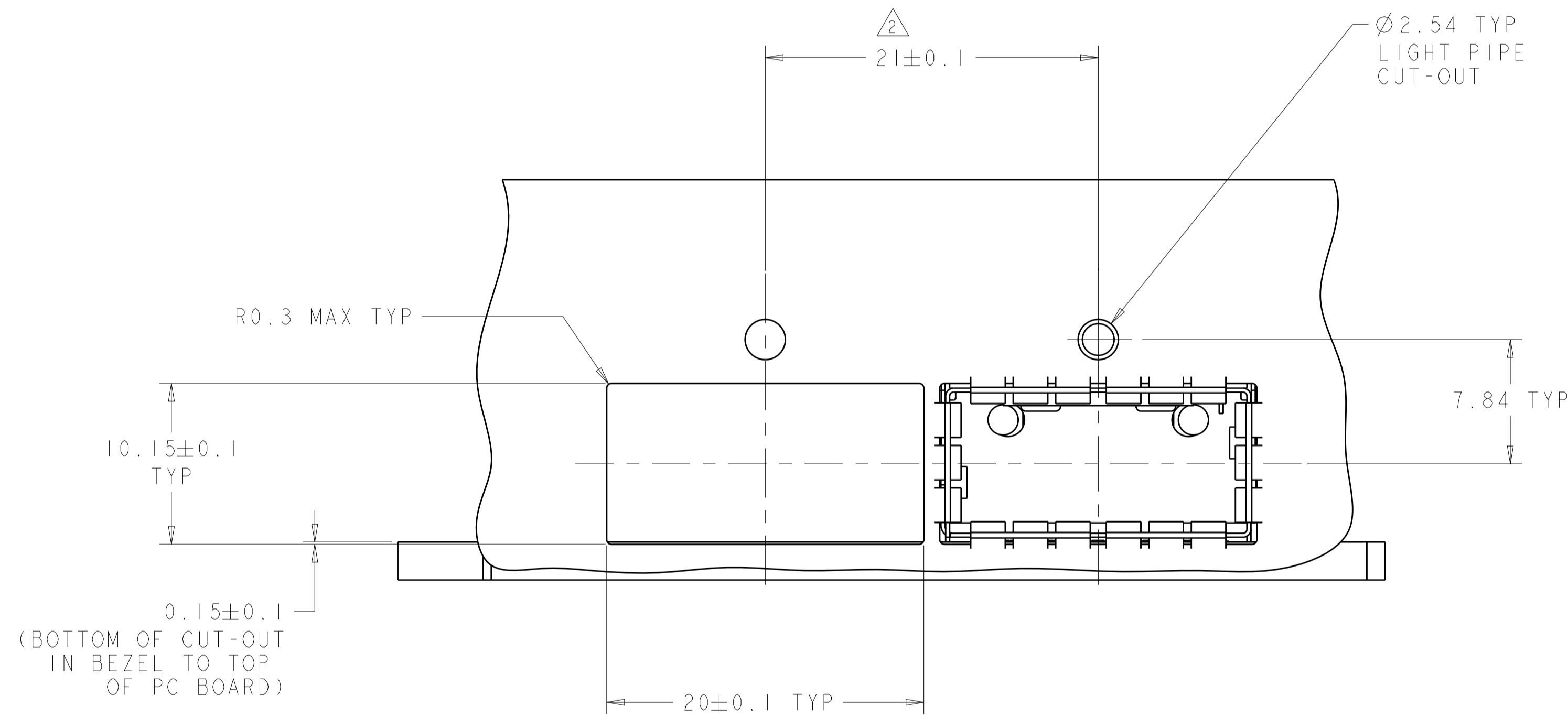


SINGLE QSFP CAGE W/ LIGHT PIPE HOLDER $\nabla 12$

EXPLODED ISOMETRIC VIEW
SCALE 6:1

THIS DRAWING IS A CONTROLLED DOCUMENT.		OWN: C. VALENTINE 09MAR2007	TE Connectivity
		CHK: E. BRIGHT 09MAR2007	
DIMENSIONS:		APVD: E. BRIGHT 09MAR2007	NAME: CAGE ASSEMBLY, THRU BEZEL, QSFP, W/ HEAT SINK AND SINGLE LIGHT PIPE PRODUCT SPEC: 108-2286 APPLICATION SPEC: -
mm	0 PLC ±0.5 2 PLC ±0.13 3 PLC ±0.013 4 PLC ±0.001 ANGLES ±0.0001	TOLERANCES UNLESS OTHERWISE SPECIFIED: FINISH: - MATERIAL: TBD	
		RESTRICTED TO: A100779C=1888972	
SCALE 4:1		SHEET 2 OF 4 REV B1	

REVISIONS				
P.	LTN	DESCRIPTION	DATE	OWN APVD
-	-	SEE SHEET 1	-	-



THIS DRAWING IS A CONTROLLED DOCUMENT.		OWN C. VALENTINE 09MAR2007	TE Connectivity
DIMENSIONS: mm		CHK E. BRIGHT 09MAR2007	
TOLERANCES UNLESS OTHERWISE SPECIFIED:		APVD E. BRIGHT 09MAR2007	NAME CAGE ASSEMBLY, THRU BEZEL, QSFP, W/ HEAT SINK AND SINGLE LIGHT PIPE
0 PLC ± 0.5	1 PLC ± 0.13	PRODUCT SPEC 108-2286	SIZE 114-13217
2 PLC ± 0.13	3 PLC ± 0.013	APPLICATION SPEC	RESTRICTED TO
4 PLC ± 0.001	ANGLES ± 0.0001	WEIGHT	A100779C=1888972
MATERIAL TBD	FINISH	CUSTOMER DRAWING	SCALE 4:1 SHEET 3 OF 4 REV B1

Mouser Electronics

Authorized Distributor

Click to View Pricing, Inventory, Delivery & Lifecycle Information:

[TE Connectivity:](#)

[1888972-2](#)