

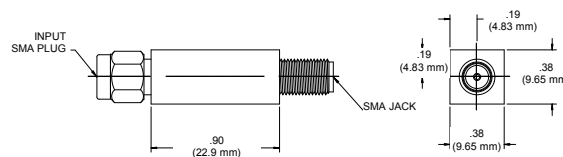
Features

- Broadband Frequency Ranges
- Environmentally Sealed
- Feedback Leveling
- Small Size
- Reduced VSWR

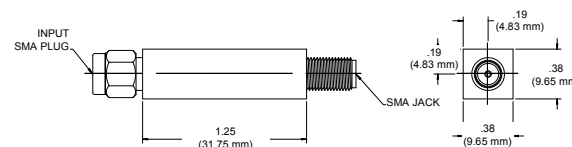
Description

series 2690 standard limiter is a line of completely passive solid state receiver protectors. They exhibit octave and multi-octave performance using a unique construction technique involving PIN diodes in broadband micro strip circuits. Careful diode selection allows a variety of device performance, trading off peak and average power handling, spike leakage and recovery time. Typical insertion loss and VSWR curves are shown below.

Outline 1



Outline 2



Electrical Specifications: $T_A = 25^\circ\text{C}$

Part Number	Frequency Range (GHz)	Insertion Loss (dB)	VSWR	Average Power (W)	Peak Power (W)	Recovery Time (nS)	Leakage Power (mW)	Outline Drawing
2690-1001	1.0 - 2.0	0.7	1.5:1	1.0	100	100	75	1
2690-1003		0.9	1.5:1	3.0	1000	1000	100	2
2690-1005	2.0 - 8.0	1.1	1.6:1	1.0	100	100	50	1
2690-1007		1.3	1.6:1	3.0	1000	1000	100	2
2690-1009	8.0 - 18.0	1.8	2.0:1	1.0	100	100	50	1
2690-1011		2.3	2.0:1	3.0	1000	1000	100	2
2690-1013	2.0 - 18.0	2.0	2.0:1	1.0	100	100	50	1
2690-1014		2.2	2.0:1	2.0	500	250	75	1
2690-1015		2.3	2.0:1	3.0	1000	1000	100	2

1. Insertion Loss and VSWR measured at 0 dBm input power.
2. Peak input power rated at 1 microsecond pulse width, 1% duty into 1.5:1 source VSWR and 1.15 load VSWR.
3. Spike leakage energy: 0.5 ergs max.
4. 1 dB compression: +7 dBm min.

Environmental

Test	MIL-STD	Method	Cond
Non-Destructive Bond Pull	883	2023	—
Internal Visual	883	2017	—
Stabilization Bake	883	1008	B
Thermal Cycle	883	1010	B
Constant Acceleration	883	2001	A (Y1 Axis)
Burn-In	883	1015	125°C
Seal	Fine	883	A1
	Gross	883	C1
External Visual	883	2009	—

Devices are designed to meet the above screening conditions.

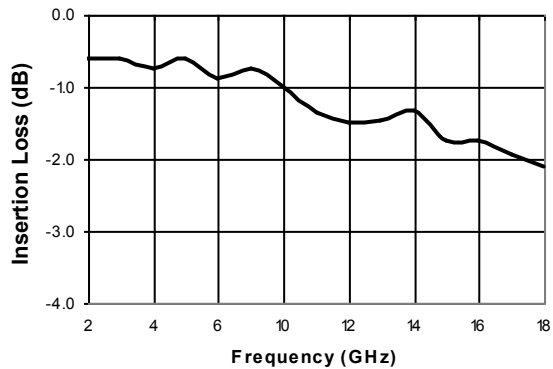
Absolute Maximum Ratings ⁵

Parameter	Absolute Maximum
Operating Temperature	-55°C to +85°C
Storage Temperature	-65°C to +125°C

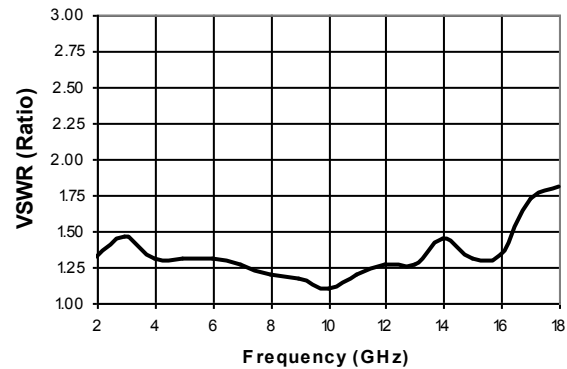
5. Operation of this device above any one of these parameters may cause permanent damage.

Typical Performance Curves

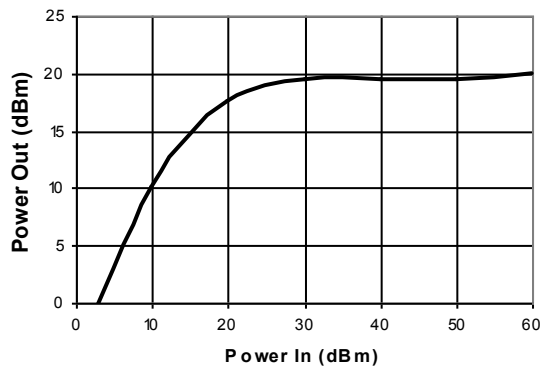
Insertion Loss



VSWR



Leakage Power at 100 mW



M/A-COM Technology Solutions Inc. (MACOM) and its affiliates reserve the right to make changes to the product(s) or information contained herein without notice. Visit www.macom.com for additional data sheets and product information.

M/A-COM Technology Solutions Inc. All rights reserved.

Information in this document is provided in connection with M/A-COM Technology Solutions Inc ("MACOM") products. These materials are provided by MACOM as a service to its customers and may be used for informational purposes only. Except as provided in MACOM's Terms and Conditions of Sale for such products or in any separate agreement related to this document, MACOM assumes no liability whatsoever. MACOM assumes no responsibility for errors or omissions in these materials. MACOM may make changes to specifications and product descriptions at any time, without notice. MACOM makes no commitment to update the information and shall have no responsibility whatsoever for conflicts or incompatibilities arising from future changes to its specifications and product descriptions. No license, express or implied, by estoppel or otherwise, to any intellectual property rights is granted by this document.

THESE MATERIALS ARE PROVIDED "AS IS" WITHOUT WARRANTY OF ANY KIND, EITHER EXPRESS OR IMPLIED, RELATING TO SALE AND/OR USE OF MACOM PRODUCTS INCLUDING LIABILITY OR WARRANTIES RELATING TO FITNESS FOR A PARTICULAR PURPOSE, CONSEQUENTIAL OR INCIDENTAL DAMAGES, MERCHANTABILITY, OR INFRINGEMENT OF ANY PATENT, COPYRIGHT OR OTHER INTELLECTUAL PROPERTY RIGHT. MACOM FURTHER DOES NOT WARRANT THE ACCURACY OR COMPLETENESS OF THE INFORMATION, TEXT, GRAPHICS OR OTHER ITEMS CONTAINED WITHIN THESE MATERIALS. MACOM SHALL NOT BE LIABLE FOR ANY SPECIAL, INDIRECT, INCIDENTAL, OR CONSEQUENTIAL DAMAGES, INCLUDING WITHOUT LIMITATION, LOST REVENUES OR LOST PROFITS, WHICH MAY RESULT FROM THE USE OF THESE MATERIALS.

MACOM products are not intended for use in medical, lifesaving or life sustaining applications. MACOM customers using or selling MACOM products for use in such applications do so at their own risk and agree to fully indemnify MACOM for any damages resulting from such improper use or sale.

M/A-COM Technology Solutions Inc. (MACOM) and its affiliates reserve the right to make changes to the product(s) or information contained herein without notice.
Visit www.macom.com for additional data sheets and product information.

Mouser Electronics

Authorized Distributor

Click to View Pricing, Inventory, Delivery & Lifecycle Information:

[MACOM:](#)

[2690-1001](#) [2690-1005](#) [2690-1003](#) [2690-1011](#) [2690-1014](#) [2690-1007](#) [2690-1015](#) [2690-1009](#)