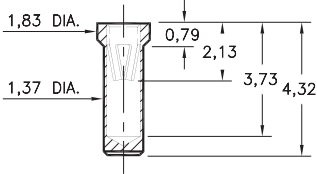
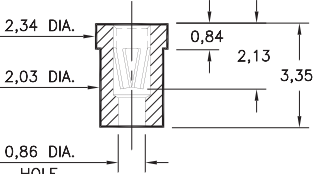
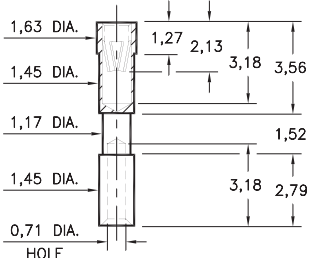
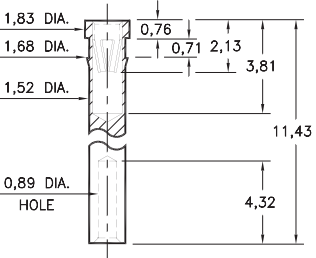
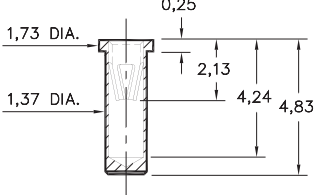
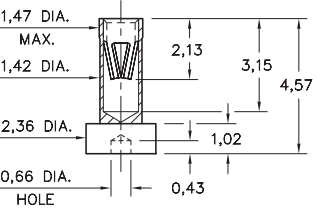


PIN RECEPTACLES

FOR 0,51 - 0,81 DIAMETER PINS

| | | | |
|---|--|--|--|
| <p>0338 0338-0-15-XX-15-XX-10-0 Solder mount in 1,45 min. mounting hole Also available on 16mm wide carrier tape: 1,700 parts per 330mm reel See page 194.6 for Tape & Reel details</p>  | <p>0378 0378-0-15-XX-15-XX-10-0 Solder mount in 2,08 min. mounting hole</p>  | <p>6002 6002-0-19-XX-15-XX-10-0 Solder mount in 1,5 min. mounting hole Wire Termination. Accepts wire sizes 26 AWG Max. / 30 AWG Min.</p>  | <p>7009 7009-0-19-XX-15-XX-10-0 Press-fit in 1,6 min. mounting hole Wire Termination. Accepts wire sizes 22 AWG Max. / 26 AWG Min.</p>  |
| <p>0339 0339-0-15-XX-15-XX-10-0 Solder mount in 1,45 min. mounting hole Also available on 24mm wide carrier tape: 1,540 parts per 330mm reel See page 194.6 for Tape & Reel details</p>  | <p>5200 5200-0-19-XX-15-27-10-0 Surface mount on a 2,62 dia. P.C.B. pad</p>  | | |
| | | | |

SPECIFICATIONS:

Shell Material: Brass Alloy 360, 1/2 Hard
Contact Material: Beryllium Copper Alloy 172, HT
Dimensions: Millimeters
Tolerances On: Lengths: ±0,13
 Diameters: ±0,051
 Angles: ±2°



ORDER CODE: XXXX - X - XX - XX - 15 - XX - 10 - 0

BASIC PART #

SPECIFY SHELL FINISH:

- 01 5,08µm TIN/LEAD OVER NICKEL
- ◆ 80 5,08µm TIN OVER NICKEL (RoHS)
- ◆ 15 0,25µm GOLD OVER NICKEL (RoHS)

SPECIFY CONTACT FINISH:

- 01 5,08µm TIN/LEAD OVER NICKEL
- ◆ 80 5,08µm TIN OVER NICKEL (RoHS)
- ◆ 27 0,76µm GOLD OVER NICKEL (RoHS)

SELECT CONTACT:

#15 CONTACT (DATA ON PAGE 254)

(For alternate contact choices, see group K on page 248)



Mouser Electronics

Authorized Distributor

Click to View Pricing, Inventory, Delivery & Lifecycle Information:

[Mill-Max:](#)

[0338-0-15-80-15-27-10-0](#) [6002-0-19-15-15-27-10-0](#) [0339-0-15-15-15-27-10-0](#) [0339-0-15-01-15-27-10-0](#) [0339-0-15-01-15-01-10-0](#)