

ATC 800 A Series NPO Ceramic, High RF Power Ultra-Low ESR Multilayer Capacitors

- Case A Size (.055" x .055")
- Rugged, reliable NPO dielectric
- Case optimized for highest self resonant
- Capacitance Range 0.1 pF to 100 pF
- Lowest ESR
- Capable of highest RF Power
- RoHS Compliant / Lead Free frequency

ATC's 800 A Series offers superb performance in demanding high RF power applications requiring consistent and reliable operation. The combination of highly conductive metal electrode systems, optimized case geometries, and proprietary dielectrics, yields the lowest ESR. ATC's new NPO low loss rugged dielectrics are designed to provide superior heat transfer in high RF power applications. Ultra-low ESR and superior thermal performance insure that the 800 A Series products are your best choice for high RF power applications from UHF through microwave frequencies.

Typical applications: UHF and Microwave Communications Systems, Wireless Communications, Public Safety Radio, Telecom, WiMAX, and Satellite Systems.

Typical circuit applications: High RF Power Filter Networks, Combiners, Couplers, Matching Networks, Output Coupling, Antenna Coupling, and DC Blocking and Bypassing.

ENVIRONMENTAL TESTS

ATC 800 A Series Capacitors are designed and manufactured to meet and exceed the requirements of EIA-198, MIL-PRF-55681 and MIL-PRF-123.

THERMAL SHOCK:

MIL-STD-202, Method 107, Condition A

MOISTURE RESISTANCE:


MIL-STD-202, Method 106

LOW VOLTAGE HUMIDITY:

MIL-STD-202, Method 103, Condition A, with 1.5 Volts DC applied while subjected to an environment of 85°C with 85% relative humidity for 240 hours min.

LIFE TEST:

MIL-STD-202, Method 108, for 2000 hours, at 125°C 200% WVDC applied



ELECTRICAL AND MECHANICAL SPECIFICATIONS

QUALITY FACTOR (Q): > 2000 @ 1 MHz

TEMPERATURE COEFFICIENT OF CAPACITANCE (TCC):
0 ±30 PPM/°C (-55°C to +125°C)

INSULATION RESISTANCE (IR):

0.1 pF to 100 pF:
10⁵ Megohms min. @ +25°C at rated WVDC
10⁴ Megohms min. @ +125°C at rated WVDC

WORKING VOLTAGE (WVDC):

See Capacitance Values Table, page 2

DIELECTRIC WITHSTANDING VOLTAGE (DWV):

Case A: 250% of rated WVDC for 5 secs. (625 VDC)

RETRACE: Less than ±(0.02% or 0.02 pF), whichever is greater

AGING EFFECTS: None

PIEZOELECTRIC EFFECTS:

None
(No capacitance variation with voltage or pressure)

CAPACITANCE DRIFT: ±(0.02% or 0.02 pF), whichever is greater

OPERATING TEMPERATURE RANGE:

From -55°C to +125°C (No derating of working voltage)

TERMINATION STYLE:

RoHS Compliant and Solder Plate
See Mechanical Configurations, page 3

TERMINAL STRENGTH: Terminations for chips withstand a pull of 5 lbs. min., 10 lbs. typical, for 5 seconds in direction perpendicular to the termination surface of the capacitor. Test per MIL-STD-202, method 211.



AMERICAN
ATC North America
sales@atceramics.com

TECHNICAL
ATC Europe
saleseur@atceramics.com

CERAMICS
ATC Asia
sales@atceramics-asia.com

THE ENGINEERS' CHOICE®
ISO 9001 REGISTERED COMPANY

THE ENGINEERS' CHOICE®

www.atceramics.com

ATC 800 A Capacitance Values

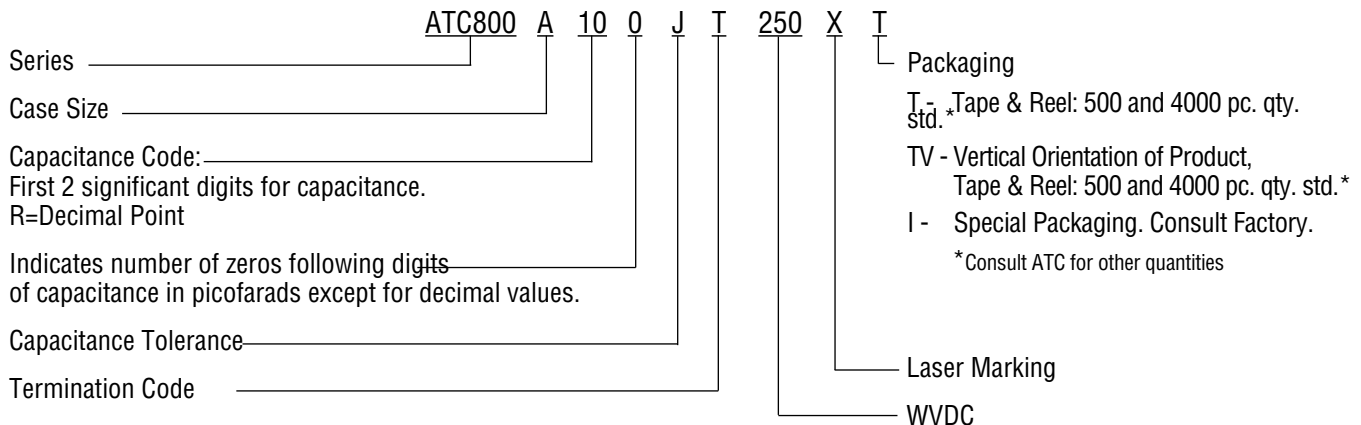
CAP. CODE	CAP. (pF)	TOL.	RATED WVDC	CAP. CODE	CAP. (pF)	TOL.	RATED WVDC	CAP. CODE	CAP. (pF)	TOL.	RATED WVDC
OR1	0.1	B	250	2R2	2.2	B, C, D	250	160	16	F, G, J, K, M	250
OR2	0.2	B, C		2R4	2.4			180	18		
OR3	0.3			2R7	2.7			200	20		
OR4	0.4	3R0		3.0	220			22			
OR5	0.5	B, C, D		3R3	3.3			240	24		
OR6	0.6			3R6	3.6			270	27		
OR7	0.7			3R9	3.9			300	30		
OR8	0.8			4R3	4.3			330	33		
OR9	0.9			4R7	4.7			360	36		
1R0	1.0			5R1	5.1			390	39		
1R1	1.1			5R6	5.6	430		43			
1R2	1.2			6R2	6.2	470		47			
1R3	1.3			B, C, J, K, M	6R8	6.8		510	51		
1R4	1.4				7R5	7.5		560	56		
1R5	1.5	8R2			8.2	620		62			
1R6	1.6	F, G, J, K, M		9R1	9.1	680		68			
1R7	1.7			100	10	750		75			
1R8	1.8			110	11	820		82			
1R9	1.9			120	12	910		91			
2R0	2.0			130	13	101		100			
2R1	2.1			150	15						

$VRMS = 0.707 \times WVDC$

SPECIAL VALUES, TOLERANCES AND MATCHING AVAILABLE. PLEASE CONSULT FACTORY.

CAPACITANCE TOLERANCE								
Code	B	C	D	F	G	J	K	M
Tol.	±0.1 pF	±0.25 pF	±0.5 pF	±1%	±2%	±5%	±10%	±20%

ATC PART NUMBER CODE



The above part number refers to a 800 A Series (case size A) 10 pF capacitor, J tolerance (±5%), 150 WVDC, with T termination (Tin Plated over Nickel Barrier, RoHS Compliant), laser marking and tape and reel packaging.

ATC accepts orders for our parts using designations **with** or **without** the "ATC" prefix. Both methods of defining the part number are equivalent, i.e., part numbers referenced with the "ATC" prefix are interchangeable to parts referenced without the "ATC" prefix. Customers are free to use either in specifying or procuring parts from American Technical Ceramics.

For additional information and catalogs contact your ATC representative or call direct at (+1-631) 622-4700.

Consult factory for additional performance data.


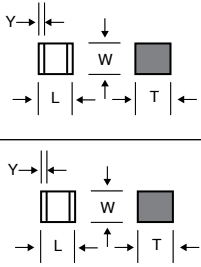

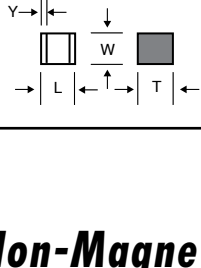
A M E R I C A N T E C H N I C A L C E R A M I C S

ATC North America
sales@atceramics.com


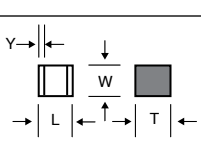
ATC Europe
sales@atceramics.com

ATC Asia
sales@atceramics-asia.com

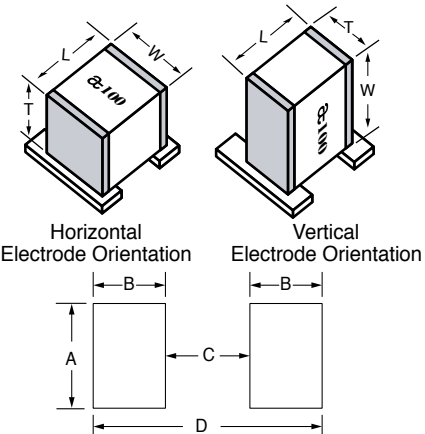
ATC 800 A Capacitors: Mechanical Configurations

ATC SERIES & CASE SIZE	ATC TERM. CODE	CASE SIZE & TYPE	OUTLINES W/T IS A TERMINATION SURFACE	BODY DIMENSIONS Inches (mm)			LEAD AND TERMINATION DIMENSIONS AND MATERIALS	
				LENGTH (L)	WIDTH (W)	THICKNESS (T)	OVERLAP (Y)	MATERIAL
800A	T	A  Solderable Nickel Barrier		.055 +.015 -.010 (1.40 +0.38 -0.25)	.055 ±.015 (1.40 ±0.38)	.057 (1.45) max.	.010 +.010 -.005 (0.25 +0.25 -0.13)	RoHS Compliant Tin Plated over Nickel Barrier Termination
800A	W	A  Solder Plate		.055 +.015 -.010 (1.40 +0.38 -0.25)	.055 ±.015 (1.40 ±0.38)	.057 (1.45) max.	.010 +.010 -.005 (0.25 +0.25 -0.13)	Tin/Lead Solder Plated over Nickel Barrier Termination

ATC 800 A Non-Magnetic Capacitors: Mechanical Configurations

ATC SERIES & CASE SIZE	ATC TERM. CODE	CASE SIZE & TYPE	OUTLINES W/T IS A TERMINATION SURFACE	BODY DIMENSIONS Inches (mm)			LEAD AND TERMINATION DIMENSIONS AND MATERIALS	
				LENGTH (L)	WIDTH (W)	THICKNESS (T)	OVERLAP (Y)	MATERIAL
800A	TN	A  Non-Mag Solderable Barrier		.055 +.015 -.010 (1.40 +0.38 -0.25)	.055 ±.015 (1.40 ±0.38)	.057 (1.45) max.	.010 +.010 -.005 (0.25 +0.25 -0.13)	RoHS Compliant Tin Plated over Non-Magnetic Barrier Termination

Suggested Mounting Pad Dimensions



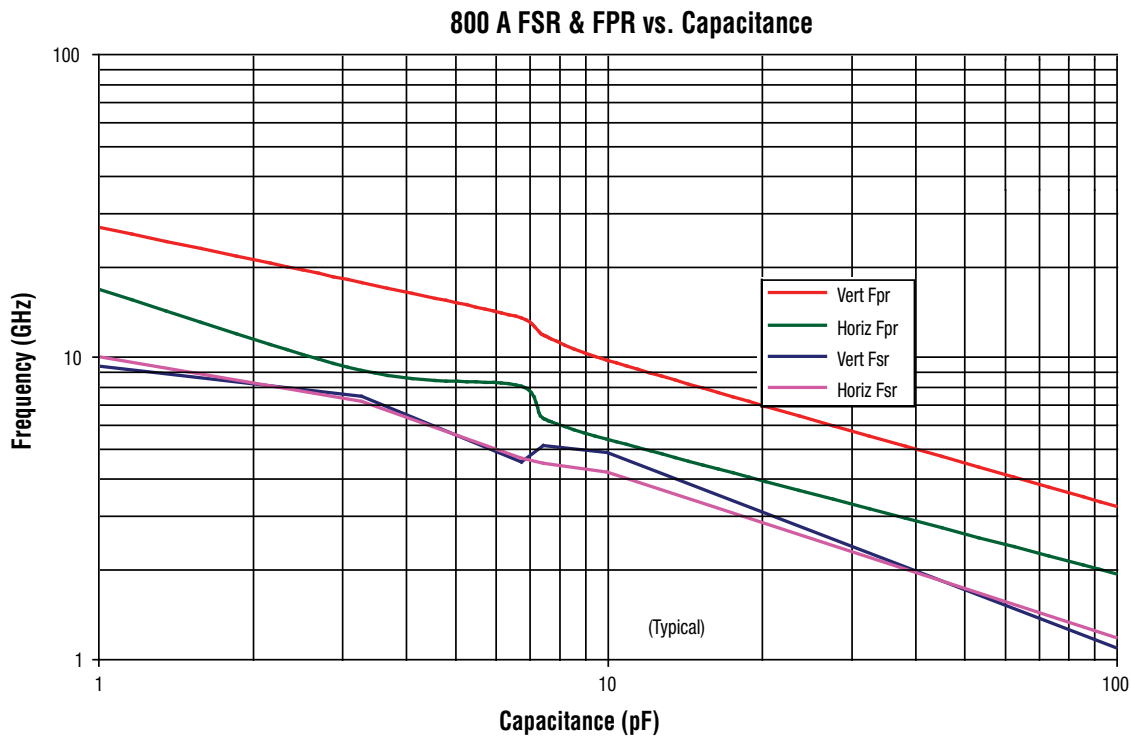
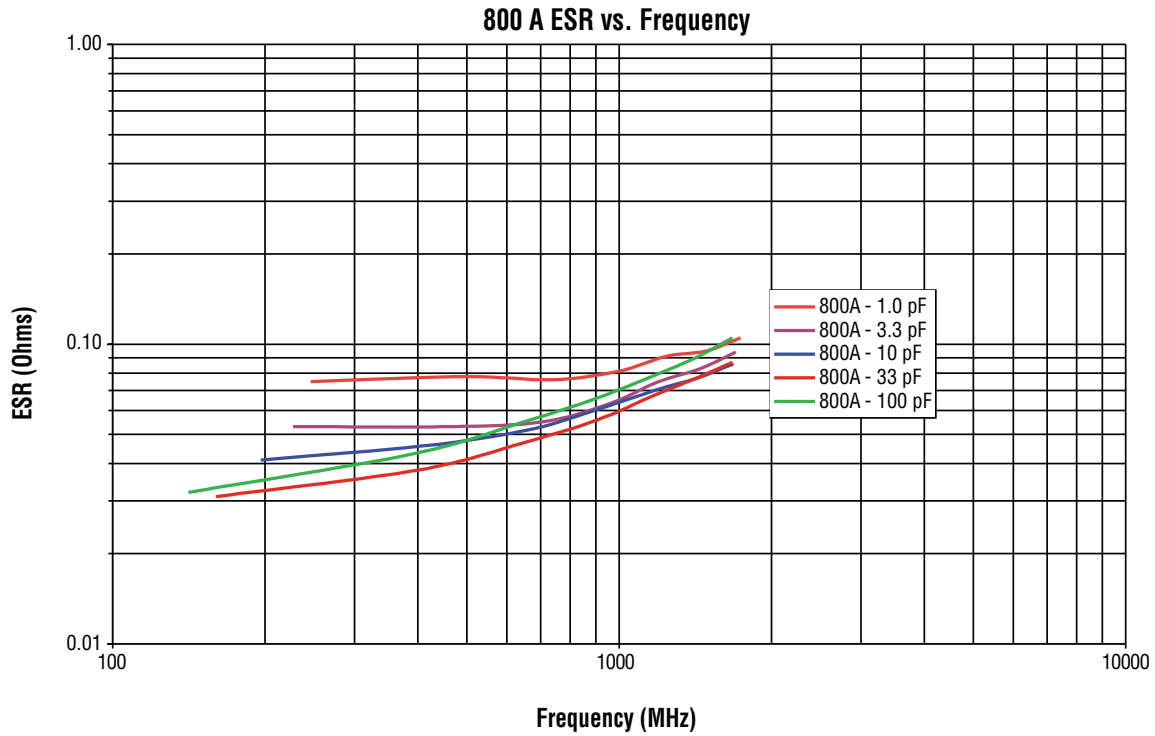
Horizontal Electrode Orientation Vertical Electrode Orientation

Case A

	Pad Size	A Min.	B Min.	C Min.	D Min.
Vertical Mount	Normal	.070	.050	.030	.130
	High Density	.050	.030	.030	.090
Horizontal Mount	Normal	.080	.050	.030	.130
	High Density	.060	.030	.030	.090

Dimensions are in inches.

ATC 800 A Performance Data



ATC 800 A Series Data Sheet Test Condition Description

Capacitors horizontally mounted in series microstrip configuration on 23.3-mil thick Rogers RO4350[®] softboard, 52-mils wide 1/2 oz. Cu traces.
FSR = lowest frequency at which S11 response, referenced at capacitor edge, crosses real axis on Smith Chart.
FPR = lowest frequency at which there is a notch in S21 magnitude response.

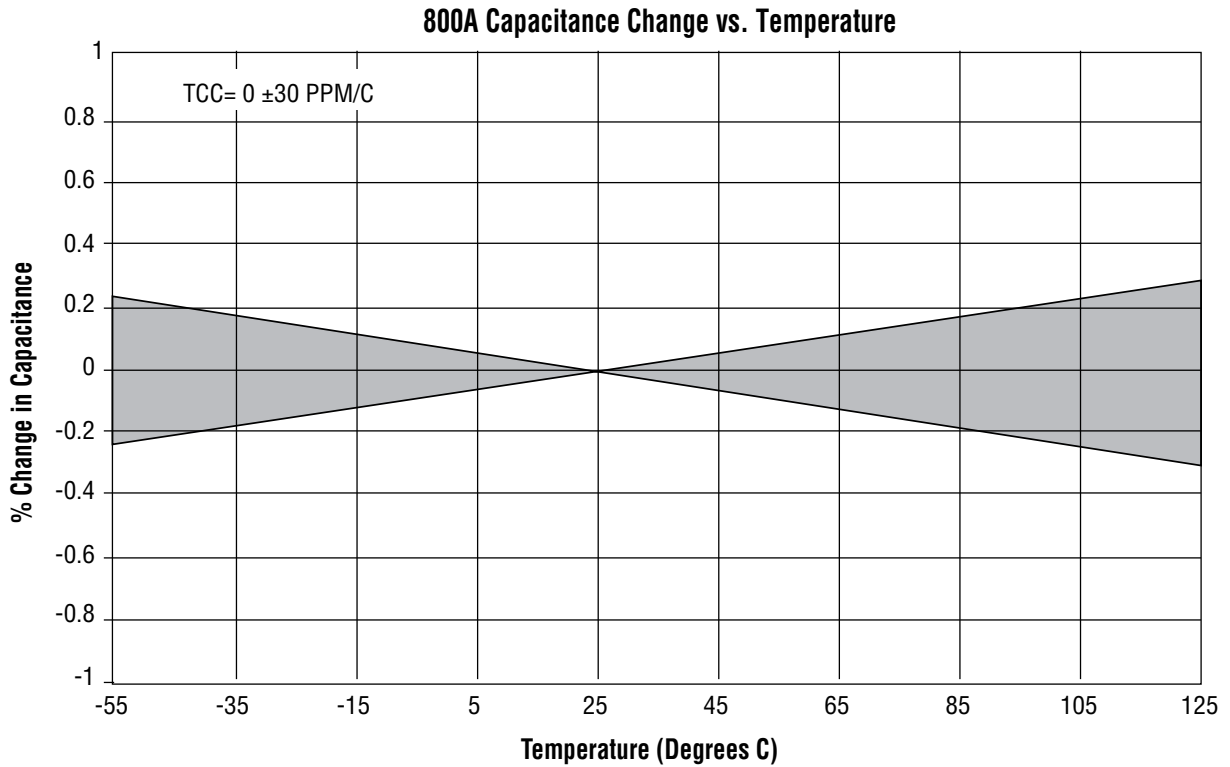
A M E R I C A N T E C H N I C A L C E R A M I C S

ATC North America
 sales@atceramics.com

ATC Europe
 saleseur@atceramics.com

ATC Asia
 sales@atceramics-asia.com

ATC 800 A Performance Data



Sales of ATC products are subject to the terms and conditions contained in American Technical Ceramics Corp. Terms and Conditions of Sale (ATC document #001-992). Copies of these terms and conditions will be provided upon request. They may also be viewed on ATC's website at www.atceramics.com/productfinder/default.asp. Click on the link for Terms and Conditions of Sale. ATC has made every effort to have this information as accurate as possible. However, no responsibility is assumed by ATC for its use, nor for any infringements of rights of third parties which may result from its use. ATC reserves the right to revise the content or modify its product without prior notice.

© 2006 American Technical Ceramics Corp. All Rights Reserved.

ATC # 001-1032 Rev. J, 1/18

A M E R I C A N T E C H N I C A L C E R A M I C S

ATC North America
sales@atceramics.com

ATC Europe
sales@atceramics.com

ATC Asia
sales@atceramics-asia.com

www.atceramics.com

Mouser Electronics

Authorized Distributor

Click to View Pricing, Inventory, Delivery & Lifecycle Information:

[American Technical Ceramics \(ATC\):](#)

[800A0R7BT250XT](#) [800A2R2BT250XT](#) [800A101JT250XT](#) [800A3R3BT250XT](#) [800A1R0BT250XT](#)
[800A3R9BT250XT](#) [800A150JT250XT](#) [800A0R5BT250XT](#) [800A1R2BT250XT](#) [800A2R4BT250XT](#) [800A2R0BT250XT](#)
[800A120FT250XT](#) [800A180JT250XT](#) [800A390FT250XT](#) [800A100FT250XT](#) [800A0R6BT250XT](#) [800A100JT250XT](#)
[800A4R7BT250XT](#) [800A3R0BT250XT](#) [800A0R1BW250XT](#) [800A0R2BW250XT](#) [800A0R3BW250XT](#)
[800A0R4BW250XT](#) [800A0R5BW250XT](#) [800A0R5DW250XT](#) [800A9R1KT250XT](#) [800A910MW250XT](#)
[800A9R1CW250XT](#) [800A9R1KW250XT](#) [800A8R2KW250XT](#) [800A910FW250XT](#) [800A910JW250XT](#)
[800A910JT250XT](#) [800A910MT250XT](#) [800A9R1CT250XT](#) [800A8R2KT250XT](#) [800A910FT250XT](#) [800A820FW250XT](#)
[800A820JW250XT](#) [800A820MW250XT](#) [800A8R2CW250XT](#) [800A7R5KW250XT](#) [800A7R5KT250XT](#)
[800A820FT250XT](#) [800A820JT250XT](#) [800A820MT250XT](#) [800A8R2CT250XT](#) [800A6R8CW250XT](#) [800A6R8KW250XT](#)
[800A750FW250XT](#) [800A750JW250XT](#) [800A750MW250XT](#) [800A7R5CW250XT](#) [800A6R8CT250XT](#)
[800A6R8KT250XT](#) [800A750FT250XT](#) [800A750JT250XT](#) [800A750MT250XT](#) [800A7R5CT250XT](#) [800A620MW250XT](#)
[800A680GW250XT](#) [800A680KW250XT](#) [800A6R2BW250XT](#) [800A6R2DW250XT](#) [800A6R2DT250XT](#)
[800A620MT250XT](#) [800A680GT250XT](#) [800A680KT250XT](#) [800A6R2BT250XT](#) [800A620FW250XT](#) [800A620JW250XT](#)
[800A5R1BW250XT](#) [800A5R1DW250XT](#) [800A5R6CW250XT](#) [800A5R6CT250XT](#) [800A620FT250XT](#)
[800A620JT250XT](#) [800A5R1BT250XT](#) [800A5R1DT250XT](#) [800A510JW250XT](#) [800A510MW250XT](#)
[800A560GW250XT](#) [800A560KW250XT](#) [800A4R7CT250XT](#) [800A510FT250XT](#) [800A510JT250XT](#) [800A510MT250XT](#)
[800A560GT250XT](#) [800A560KT250XT](#) [800A430JT250XT](#) [800A430MT250XT](#) [800A470GT250XT](#) [800A470KT250XT](#)
[800A4R3BT250XT](#) [800A4R3DT250XT](#) [800A470GW250XT](#) [800A470KW250XT](#) [800A4R3BW250XT](#)
[800A4R3DW250XT](#) [800A4R7CW250XT](#)