

F-114X

Electrical Specifications (@25C)

1. Maximum Power: 8.4 VA
2. Primary: 115V 60 Hz
3. Secondary: 12.0V @ 0.700 Amps
4. Voltage Regulation: 15 % TYP @ full load to no load
5. Temperature Rise: 35C TYP (45C MAX allowed)

Description:

The F-114X is part of a series which has a long history of reliable service in the field, made from a proven design and constructed with UL recognized materials.

Construction:

Wound on a single channel nylon bobbin. Materials are UL recognized, Class B (130° C) rated.

Safety:

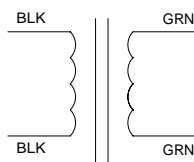
These products are 100% hipot tested with an insulation of 1500V between primary and secondary windings as well as between the primary / secondary windings and the core.

Dimensions: Units: In inches

A	B	C	D
1.625	2.812	1.625	2.375

Mounting Hole Diameter: .187 in
 Lead length: 7.0 inches \pm 1 inch
 Weight: 0.80 lbs

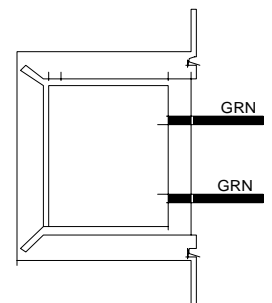
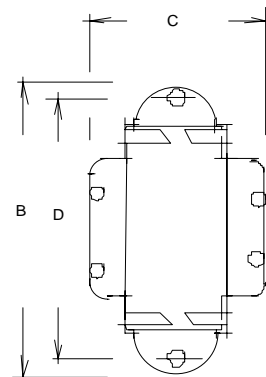
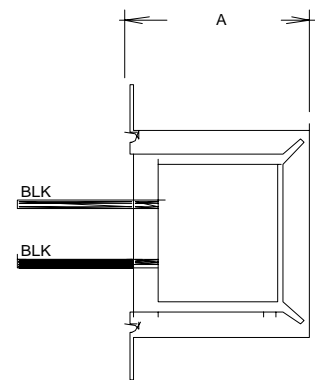
Schematic:



Primary: Black to Black
 Secondary: Green to Green

RoHS Compliance: As of manufacturing date February 2005, all standard products meet the requirements of 2011/65/EU, known as the RoHS initiative.

* Upon printing, this document is considered "uncontrolled". Please contact Triad Magnetics' website for the most current version.



Mouser Electronics

Authorized Distributor

Click to View Pricing, Inventory, Delivery & Lifecycle Information:

[Triad Magnetics:](#)

[F-114X](#)