

High Level Termination Insensitive Mixer, 1 - 3500 MHz

Rev. V4

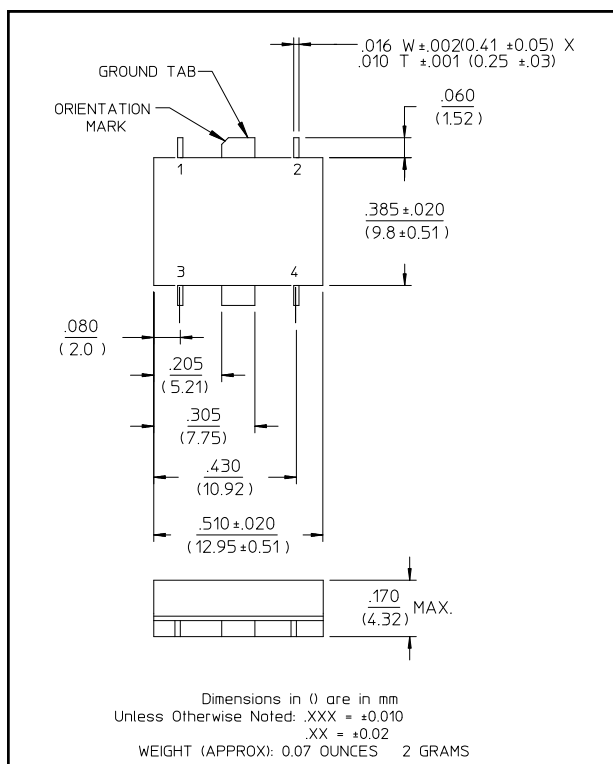
Features

- Operates Over Full PCN/PCS/PHS/MSS Bands
- Low Conversion Loss
- Fully Hermetic Package
- Intermodulation Ratio Insensitive to System Mismatches
- VSWR: <2.0:1 Typical Midband
- Isolation: 35 dB Typical Midband
- High IIP₃ (+28 dBm Typical 1-3500 MHz)

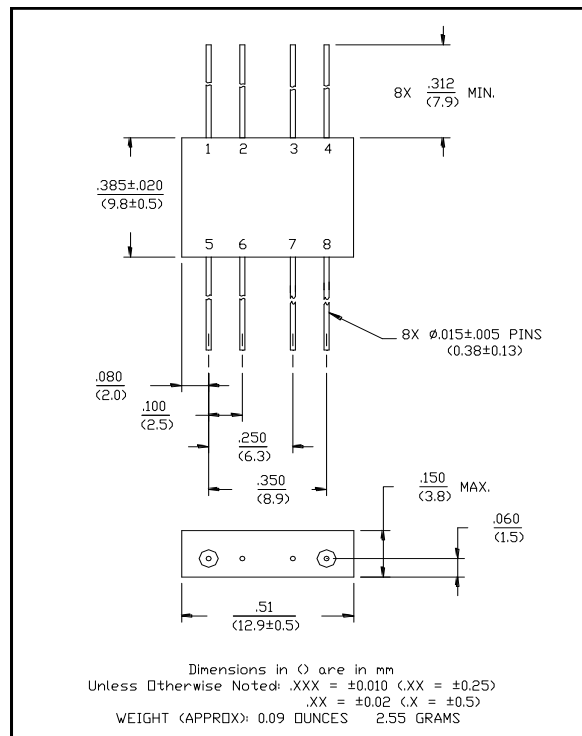
Description

M/A-COM's MD-189 and MDS-189 are high level termination insensitive mixers. These devices are packaged in 8-lead flatpack and SMT packages. These mixers offer consistent and repeatable flat intermodulation performance and flat conversion loss with low spurious signal generation independent of system mismatch from 1 to 3500 MHz. The MD-189 and MDS-189 are ideally suited for RF/IF communications applications requiring high intercept point performance.

SF-1 (MDS-189)



FP-2 (MD-189)



Pin Configuration (MD-189)

Pin No.	Function	Pin No.	Function
1	GND	5	LO
2	GND	6	GND
3	GND	7	GND
4	IF	8	RF

Pin Configuration (MDS-189)

Pin No.	Function	Pin No.	Function
1	GND	3	LO
2	IF	4	RF

Absolute Maximum Ratings¹

Parameter	Absolute Maximum
Max Input Power ² Total Power	0.5W Derated to 85°C @ 3.2 mW/°C
LO Power	+27 dBm

1. Operation of this device above any one of these parameters may cause permanent damage.
2. Ambient Temperature (T_A) = +25°C

High Level Termination Insensitive Mixer, 1 - 3500 MHz

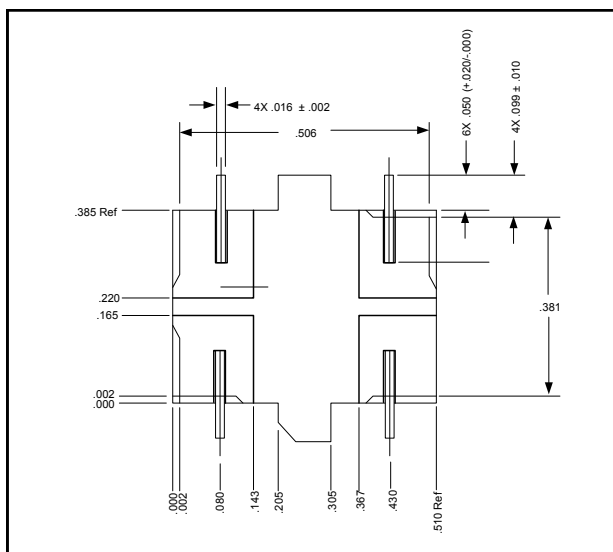
Rev. V4

Electrical Specifications¹: $T_A = -55^\circ\text{C}$ to $+85^\circ\text{C}$

Frequency: RF, LO Ports = 1-3500 MHz, IF Port = 5-1500 MHz

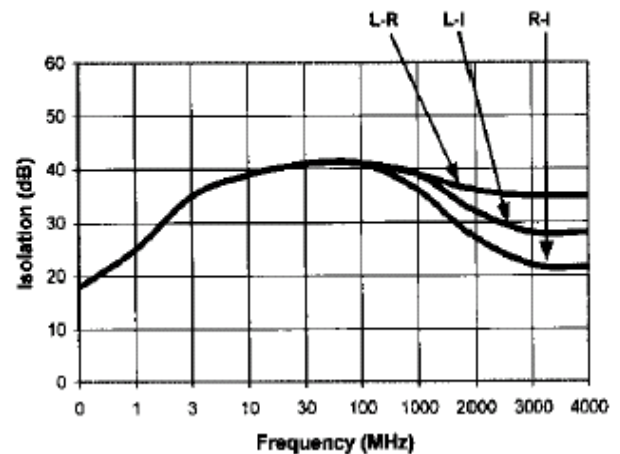
Parameter	Test Conditions	Frequency	Units	Min	Typ	Max
Conversion Loss	LO @ 23 dBm IF @ 60 MHz	5 - 1000 MHz	dB	—	6.5	7.0
		1000 - 3000 MHz	dB	—	7.5	8.5
		1 - 3500 MHz	dB	—	8.0	9.5
Isolation	LO to RF	1 - 2000 MHz	dB	30	35	—
		2000 - 3500 MHz	dB	25	30	—
	LO to IF	1 - 2000 MHz	dB	25	30	—
		2000 - 3500 MHz	dB	20	25	—
	RF to IF	10 - 500 MHz	dB	30	35	—
		1 - 3500 MHz	dB	15	20	—
Input Compression (1 dB)	LO @ 23 dBm IF @ 60 MHz	—	—	—	+20	—
IIP ₃	LO @ 23 dBm IF @ 60 MHz	—	dBm	—	+28	—
Desensitivity (1dB)	LO @ 23 dBm IF @ 60 MHz	—	dBm	—	+17	—
		—	dBm	—	—	—
SSB Noise Figure	LO @ 23 dBm IF @ 60 MHz Within 1 dB of Conversion Loss Max	—	—	—	—	—

Bottom View of SF-1



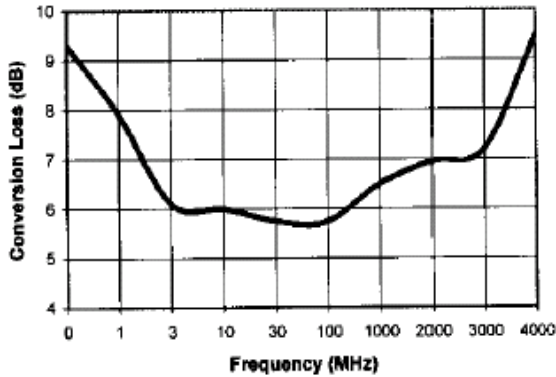
Typical Performance Curves

Isolation - Input +23 dBm

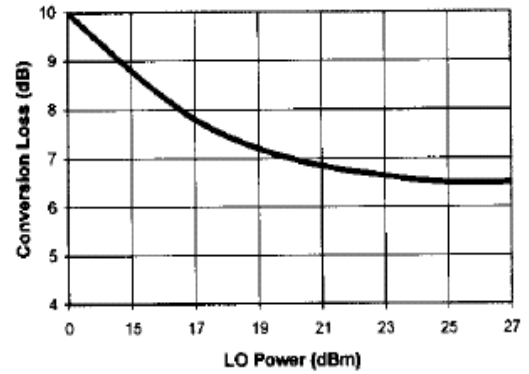


Typical Performance Curves

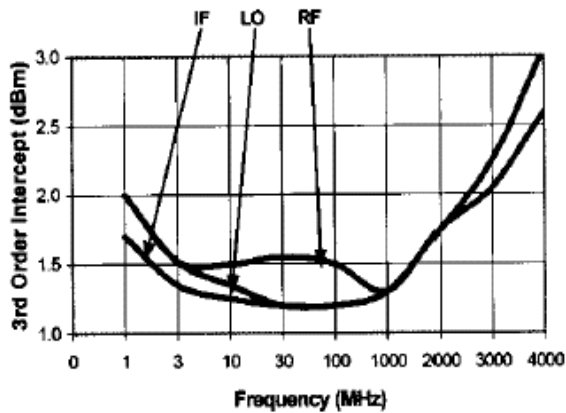
Conversion Loss - LO @ +23 dBm,
IF @ 60 MHz



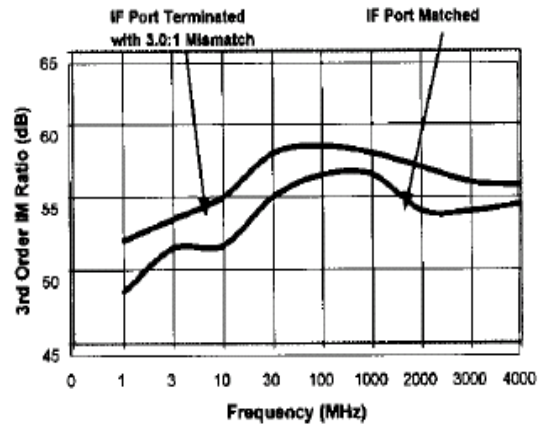
Conversion Loss vs. LO Power -
RF @ 2000 MHz 0 dBm, IF @ 60 MHz



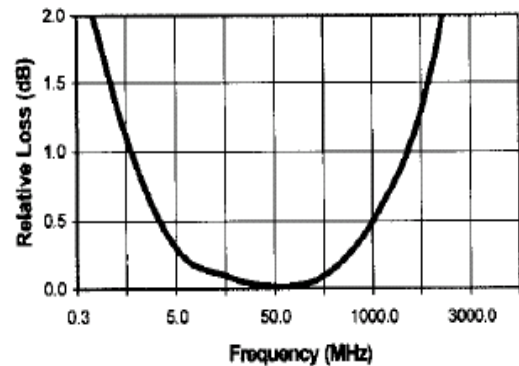
VSWR



3rd Order IM Ratio - LO @ +23 dBm,



IF Port Response



Ordering Information

Part Number	Package
MD-189 PIN	FP-2
MDS-189 PIN	SF-1

M/A-COM Technology Solutions Inc. All rights reserved.

Information in this document is provided in connection with M/A-COM Technology Solutions Inc ("MACOM") products. These materials are provided by MACOM as a service to its customers and may be used for informational purposes only. Except as provided in MACOM's Terms and Conditions of Sale for such products or in any separate agreement related to this document, MACOM assumes no liability whatsoever. MACOM assumes no responsibility for errors or omissions in these materials. MACOM may make changes to specifications and product descriptions at any time, without notice. MACOM makes no commitment to update the information and shall have no responsibility whatsoever for conflicts or incompatibilities arising from future changes to its specifications and product descriptions. No license, express or implied, by estoppel or otherwise, to any intellectual property rights is granted by this document.

THESE MATERIALS ARE PROVIDED "AS IS" WITHOUT WARRANTY OF ANY KIND, EITHER EXPRESS OR IMPLIED, RELATING TO SALE AND/OR USE OF MACOM PRODUCTS INCLUDING LIABILITY OR WARRANTIES RELATING TO FITNESS FOR A PARTICULAR PURPOSE, CONSEQUENTIAL OR INCIDENTAL DAMAGES, MERCHANTABILITY, OR INFRINGEMENT OF ANY PATENT, COPYRIGHT OR OTHER INTELLECTUAL PROPERTY RIGHT. MACOM FURTHER DOES NOT WARRANT THE ACCURACY OR COMPLETENESS OF THE INFORMATION, TEXT, GRAPHICS OR OTHER ITEMS CONTAINED WITHIN THESE MATERIALS. MACOM SHALL NOT BE LIABLE FOR ANY SPECIAL, INDIRECT, INCIDENTAL, OR CONSEQUENTIAL DAMAGES, INCLUDING WITHOUT LIMITATION, LOST REVENUES OR LOST PROFITS, WHICH MAY RESULT FROM THE USE OF THESE MATERIALS.

MACOM products are not intended for use in medical, lifesaving or life sustaining applications. MACOM customers using or selling MACOM products for use in such applications do so at their own risk and agree to fully indemnify MACOM for any damages resulting from such improper use or sale.

Mouser Electronics

Authorized Distributor

Click to View Pricing, Inventory, Delivery & Lifecycle Information:

[MACOM:](#)

[MDS-189-PIN](#) [MD-189-PIN](#)