




(2.54 mm) .100"

TSM-116-02-S-DV-LC



TSM-121-01-T-SV



# SMT .025" SQ POST HEADER

## Board Mates:

SSW, SSQ, SSM, BSW, ESW, ESQ, BCS, SLW, CES, HLE

## Cable Mates:

IDSS, IDSD

## SPECIFICATIONS

For complete specifications and recommended PCB layouts see [www.samtec.com?TSM](http://www.samtec.com?TSM)

### Insulator Material:

Black Liquid Crystal Polymer

### Terminal Material:

Phosphor Bronze

### Plating:

Au or Sn over

50 μ" (1.27 μm) Ni

### Operating Temp Range:

-55 °C to +105 °C with Tin;

-55 °C to +125 °C with Gold

### Voltage Rating:

475 VAC -SV/-DV mated with

BCS or SSM

RoHS Compliant: Yes

MATES	CURRENT RATING (PER PIN)
TSM/SSW	4.7 A
TSM/SSM	5.4 A
TSM/HLE	4.1 A
2 PINS POWERED	

## PROCESSING

### Lead-Free Solderable: Yes

### -DH/-SH Lead Coplanarity:

(0.15 mm) .006" max (02-36)\*

### -DV/-SV Lead Coplanarity:

(0.10 mm) .004" max (02-05)\*

(0.13 mm) .005" max (06-10)\*

(0.15 mm) .006" max (11-36)\*

\*(.004" stencil solution may be available; contact IPG@samtec.com)

## RECOGNITIONS

For complete scope of recognitions see [www.samtec.com/quality](http://www.samtec.com/quality)



## ALSO AVAILABLE (MOQ Required)

- Edge Mount and Locking Clips for -SV
- Solder Locks for -DH and Shrouds for -DV
- Other platings

**Note:** Some lengths, styles and options are non-standard, non-returnable.

TSM	1	NO. PINS PER ROW	LEAD STYLE	PLATING OPTION	ROW OPTION
		02 thru 36			

	-01 = .230" (5.84 mm) Post Height (Mates with SSW, BCS, SSM, IDSS, IDSD)
	-02 = .320" (8.13 mm) Post Height (Mates with SSM -DH)
	-03 = .420" (10.67 mm) Post Height (For Bottom Mount & Pass Through)
	-04 = .120" (3.05 mm) Post Height (Mates with SLW, CES, HLE)

-F  
= Gold flash on post,  
Matte Tin on tail

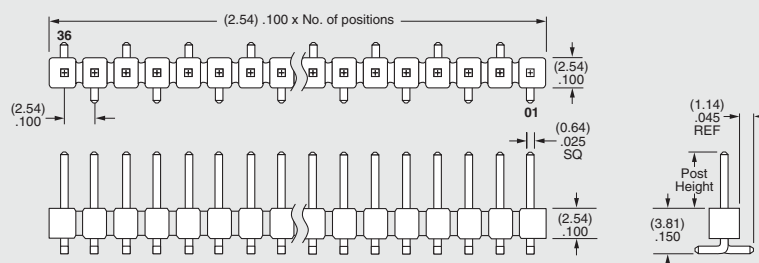
-L  
= 10 μ" (0.25 μm) Gold on post,  
Matte Tin on tail

-S  
= 30 μ" (0.76 μm) Gold on post,  
Matte Tin on tail

-T  
= Matte Tin

## -SV

= Single Row Vertical Pin

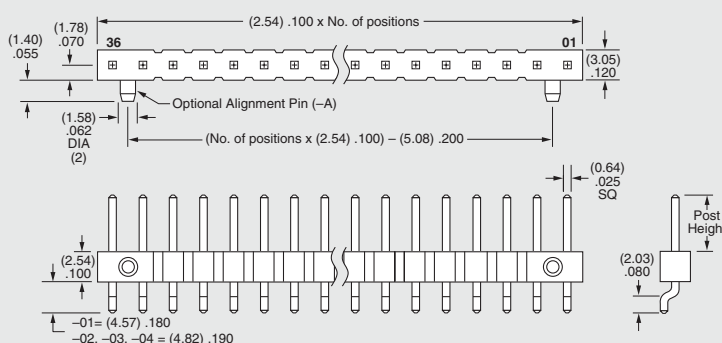


## APPLICATIONS



## -SH

= Single Row Horizontal Pin




Due to technical progress, all designs, specifications and components are subject to change without notice.

[WWW.SAMTEC.COM](http://WWW.SAMTEC.COM)


All parts within this catalog are built to Samtec's specifications.

Customer specific requirements must be approved by Samtec and identified in a Samtec customer-specific drawing to apply.




TSM-126-02-L-DH-K

TSM-115-01-T-SH-A



TSM-110-01-T-DV



## TSM SERIES

### OTHER OPTIONS

#### -A

= Alignment Pin  
metal or plastic  
at Samtec discretion  
(Not available  
with -TM or -MT)  
(02 positions min.)  
(Not available with -LC)

#### -LC

= Locking Clip  
(Not available with -TM)  
(3 positions min.)  
(Not available with -A)  
(Manual placement  
required)

#### -K

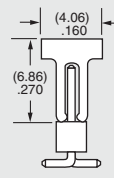
= (6.50 mm) .256" DIA  
Polyimide Film  
Pick & Place Pad  
(-SH: 4 positions  
minimum without -TR;  
2 & 3 positions  
available with -TR)  
(-DH: 4 positions  
minimum  
without -TR)

#### -“XXX”

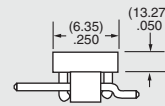
= Polarized  
Position

#### -P

= Plastic Pick & Place Pad  
(-DV: 4 positions minimum  
without -TR; 2 & 3 positions  
available with -TR)  
(-SH: 4 positions  
minimum without -TR;  
2 & 3 positions  
available with -TR)  
(-DH: 5 positions  
minimum without -TR)  
(-SV: 4 positions  
minimum without -TR;  
2 & 3 positions  
available with -TR)



-SV



-SH & -DH

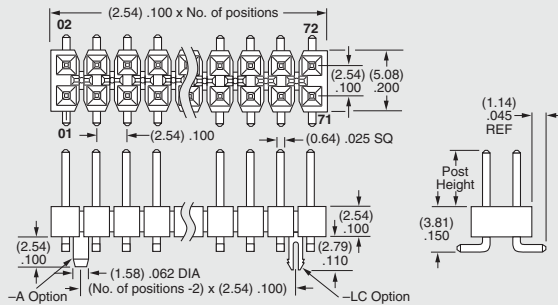
#### -TR

= Tape & Reel Packaging  
-SV = 02-22 positions  
-DV = 02-28 positions  
-SH = 02-30 positions  
-DH = 02-29 positions

Not available with -MT or -TM

#### -DV

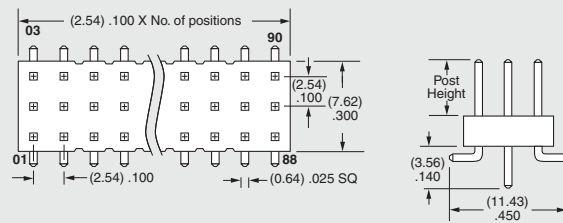
= Double Row Vertical Pin



#### -TM

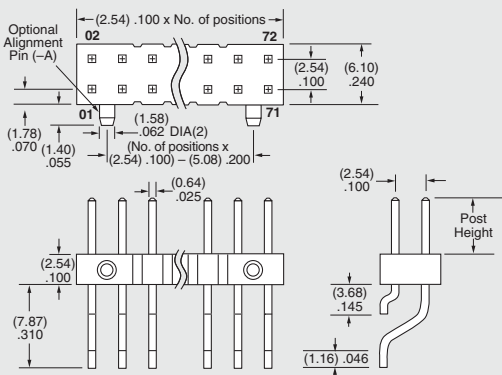
= Triple Row Vertical Mixed Technology (Style -01 only)

02 thru 30 positions only



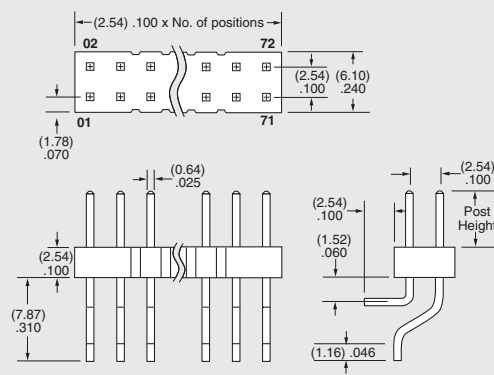
#### -DH

= Double Row Horizontal Pin  
(Style -01, -02 or -03 only)



#### -MT

= Mixed Technology Pin  
(Style -01, -02 or -03 only)



Due to technical progress, all designs, specifications and components are subject to change without notice.

[WWW.SAMTEC.COM](http://WWW.SAMTEC.COM)

All parts within this catalog are built to Samtec's specifications.  
Customer specific requirements must be approved by Samtec and identified in a Samtec customer-specific drawing to apply.

# Mouser Electronics

Authorized Distributor

Click to View Pricing, Inventory, Delivery & Lifecycle Information:

[Samtec:](#)

[TSM-107-01-S-DV-LC-006](#)