

Low-Peak™ KRP-C Class L 600Vac/300Vdc, 601-2000A, time-delay fuses



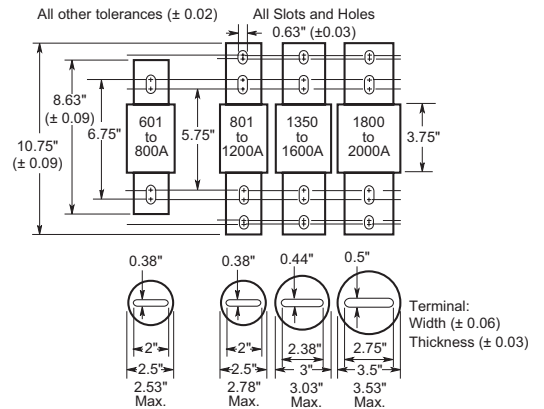
Catalog numbers (amps)

| | | |
|-------------|--------------|--------------|
| KRP-C-601SP | KRP-C-900SP | KRP-C-1500SP |
| KRP-C-650SP | KRP-C-1000SP | KRP-C-1600SP |
| KRP-C-700SP | KRP-C-1100SP | KRP-C-1800SP |
| KRP-C-750SP | KRP-C-1200SP | KRP-C-1900SP |
| KRP-C-800SP | KRP-C-1350SP | KRP-C-2000SP |
| KRP-C-801SP | KRP-C-1400SP | |

Carton quantity:

| Amp rating | Carton qty. |
|------------|-------------|
| 601-2000 | 1 |

Dimensions - in:



Catalog symbol:

- KRP-C-(amp)SP

Description:

Busmann® series Ultimate protection KRP-C Class L current-limiting, time-delay fuses. Time-delay – 4 seconds (minimum) at 500% of rated current.

Specifications:

Ratings

- Volts
 - 600Vac
 - 300Vdc
- Amps 601-2000A*
- IR
 - 300kA Vac RMS Sym.
 - 100kA Vdc

* Use KRP-CL fuses for ratings from 225 to 600 amps.

Agency information

- UL® Listed, Guide JDDZ, File E4273
- CSA® Certified, Class 1422-02, File 53787, Class L per CSA C22.2, No. 248.10
- CE
- RoHS compliant

Features:

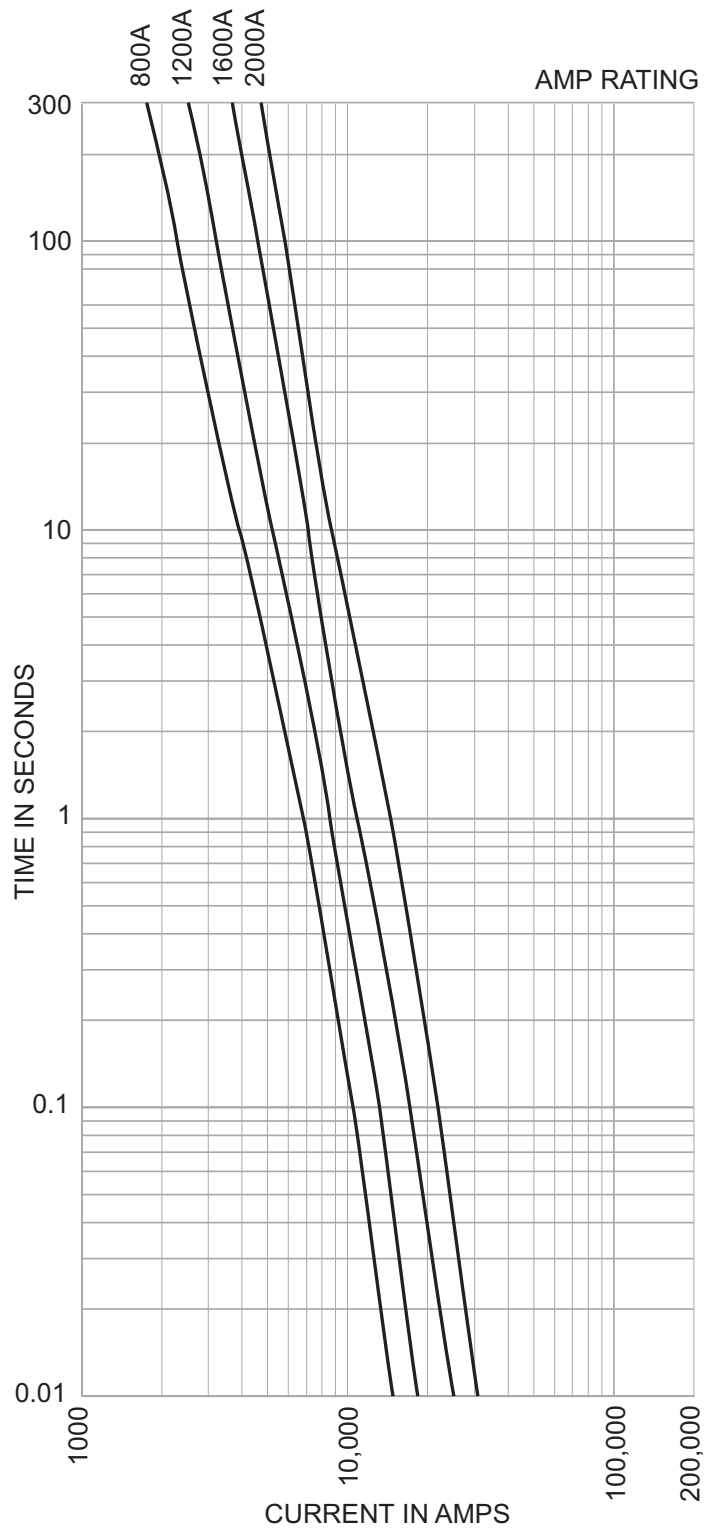
- Industry's only UL Listed and CSA Certified fuse with a 300kA interrupting rating that allows for simple, worry-free installation in virtually any application.
- Fast short-circuit protection with time-delay performance provide ultimate protection.
- Consistent 2:1 ampacity ratios for all Low-Peak fuses make selective coordination easy.
- Time-delay for close sizing load.
- Current-limiting action of the fuse generally affords considerable reduction in bus bracing.
- All-purpose silver-linked fuse for both overload and short-circuit protection for high capacity systems (mains and large feeders).
- O-ring seals maximize pressure build-up during current-limiting action and ensure filter retention.
- High-grade silica sand filler accelerates response of fuse to short-circuits by having quenching effect on the fuse arc.
- 99.9% pure silver links provide low watt loss with low operating temperature on normal current levels and minimizes total clearing I²t fault energy left-through.

Recommended fuse blocks — 601 to 1200 amp†

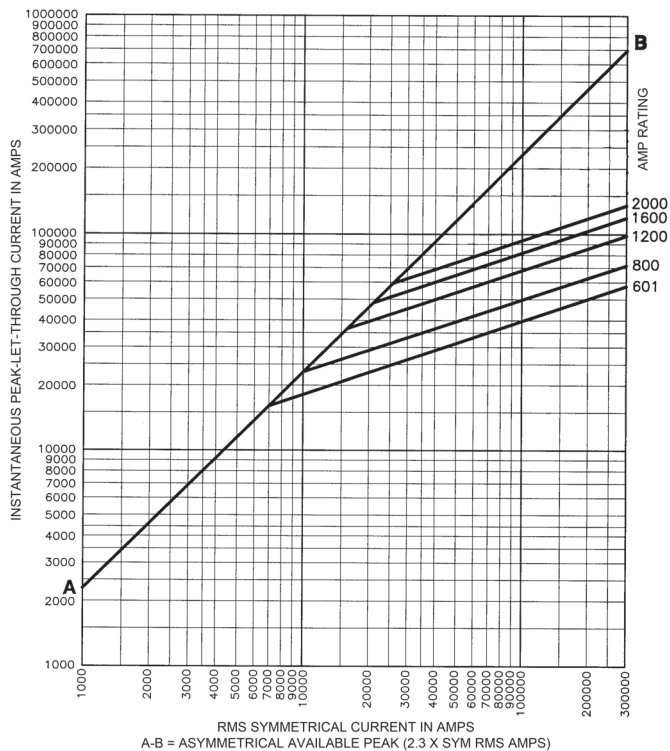
| Catalog numbers | Poles |
|-----------------|-------|
| 51215 | 1 |
| 51235 | 3 |

† No Agency listings available.
 No reducers available.

Time-current curves - average melt



Current-limitation curves:



Current-limiting effects:

| Prospective S.C.C. | Let-through current (apparent RMS symmetrical vs. fuse rating) | | | | |
|--------------------|--|--------|--------|--------|--------|
| | 601A | 800A | 1200A | 1600A | 2000A |
| 5000 | 5000 | 5000 | 5000 | 5000 | 5000 |
| 10,000 | 8000 | 10,000 | 10,000 | 10,000 | 10,000 |
| 15,000 | 9000 | 12,000 | 15,000 | 15,000 | 15,000 |
| 20,000 | 10,000 | 13,000 | 17,000 | 20,000 | 20,000 |
| 25,000 | 11,000 | 14,000 | 19,000 | 22,000 | 25,000 |
| 30,000 | 11,000 | 14,000 | 20,000 | 24,000 | 27,000 |
| 35,000 | 12,000 | 15,000 | 21,000 | 25,000 | 29,000 |
| 40,000 | 13,000 | 16,000 | 22,000 | 26,000 | 30,000 |
| 50,000 | 14,000 | 17,000 | 23,000 | 28,000 | 32,000 |
| 60,000 | 15,000 | 18,000 | 25,000 | 30,000 | 34,000 |
| 70,000 | 15,000 | 19,000 | 26,000 | 32,000 | 36,000 |
| 80,000 | 16,000 | 20,000 | 27,000 | 33,000 | 38,000 |
| 90,000 | 17,000 | 21,000 | 29,000 | 34,000 | 39,000 |
| 100,000 | 17,000 | 22,000 | 30,000 | 36,000 | 41,000 |
| 150,000 | 20,000 | 25,000 | 34,000 | 41,000 | 47,000 |
| 200,000 | 22,000 | 27,000 | 37,000 | 45,000 | 51,000 |
| 250,000 | 24,000 | 29,000 | 40,000 | 49,000 | 55,000 |
| 300,000 | 25,000 | 31,000 | 43,000 | 52,000 | 59,000 |

The only controlled copy of this data sheet is the electronic read-only version located on the Eaton network drive. All other copies of this document are by definition uncontrolled. This bulletin is intended to clearly present comprehensive product data and provide technical information that will help the end user with design applications. Eaton reserves the right, without notice, to change design or construction of any products and to discontinue or limit distribution of any products. Eaton also reserves the right to change or update, without notice, any technical information contained in this bulletin. Once a product has been selected, it should be tested by the user in all possible applications.

Eaton
1000 Eaton Boulevard
Cleveland, OH 44122
Eaton.com

Bussmann Division
114 Old State Road
Ellisville, MO 63021
United States
Eaton.com/bussmannseries

© 2016 Eaton
All Rights Reserved
Printed in USA
Publication No. 1008 — BU-SB13690
February 2016

Eaton, Bussmann and Low-Peak are valuable trademarks of Eaton in the US and other countries. You are not permitted to use the Eaton trademarks without prior written consent of Eaton.

CSA is a registered trademark of the Canadian Standards Group.
UL is a registered trademark of the Underwriters Laboratories, Inc.

For Eaton's Bussmann series
product information,
call **1-855-287-7626** or visit:
Eaton.com/bussmannseries

Follow us on social media to get the
latest product and support information.



Mouser Electronics

Authorized Distributor

Click to View Pricing, Inventory, Delivery & Lifecycle Information:

Eaton:

[KRP-C-1800SP](#) [KRP-C-1200SP](#) [KRP-C-2000SP](#) [KRP-C-700SP](#) [KRP-C-650SP](#) [KRP-C-1350SP](#) [KRP-C-1100SP](#)
[KRP-C-1900SP](#) [KRP-C-801SP](#) [KRP-C-1600SP](#) [KRP-C-1000SP](#) [KRP-C-1400SP](#) [KRP-C-800SP](#) [KRP-C-601SP](#)
[KRP-C-750SP](#) [KRP-C-1500SP](#) [KRP-C-900SP](#)