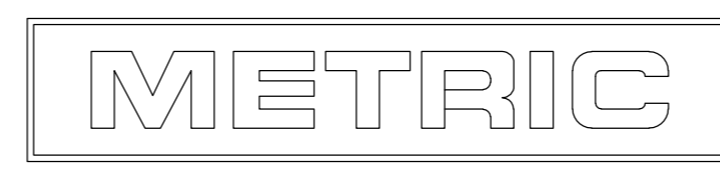
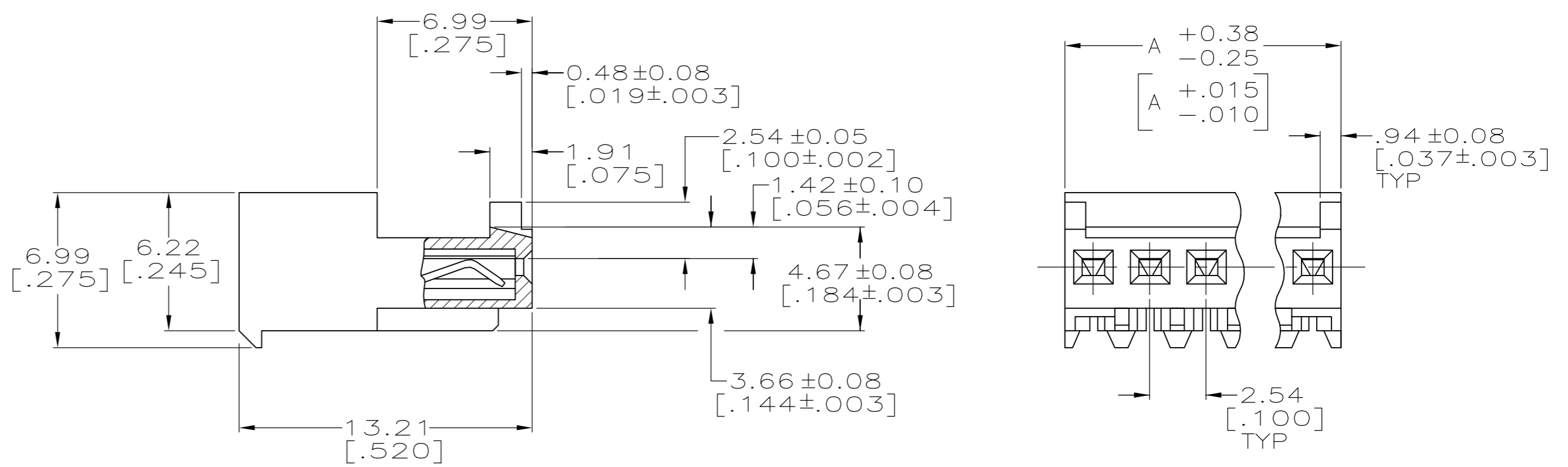
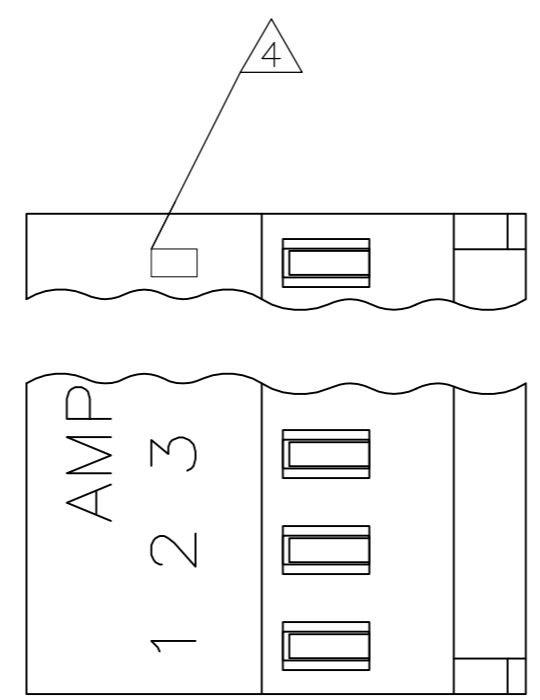


THIS DRAWING IS UNPUBLISHED. RELEASED FOR PUBLICATION
 © COPYRIGHT - By - ALL RIGHTS RESERVED.

LOC		DIST		REVISIONS			
P	LTR	DESCRIPTION		DATE	DWN	APVD	
	J1	ECO-14-010907		25UAG2014	KR	OC	

- 1 MATERIAL: CONNECTOR - NYLON UL94V-2 (RED) .
 CONTACTS - 0.30[.012] THICK COPPER ALLOY BRIGHT
 TIN-LEAD .00203[.000080] MIN THICKNESS FOR 643813-2
 THRU 2-643813-8. MATTE WHISKER MITIGATED TIN .00203[.000080] MIN
 THICKNESS OVER NICKEL UNDERPLATE FOR 3-643813-2 THRU 5-643813-8.
- 2 CONTACTS ACCEPT 22 AWG WIRE WITH 1.52[.060] MAX
 INSULATION DIAMETER.
- 3 CONTACTS MUST ACCEPT 0.64±0.03[.025±.001]
 POST AND REMAIN LOCKED IN POSITION.
- 4 IDENTIFICATION NUMBER FOR LAST CIRCUIT MAY
 NOT APPEAR ON ALL ASSEMBLIES.
- 5 DIMENSIONS IN BRACKETS ARE IN INCHES.
- 6 HOUSING FEATURES ARE: CLOSED END WITH
 LOCKING RAMP AND WITH POLARIZING TAB.
- 7 OBSOLETE PARTS: OBSOLETE CIS STREAMLINING PER D.RENAUD/D.SINISI

	YES	DIM A	NO. OF CIRCUITS	PART NO.
D	YES	71.12[2.800]	28	5-643813-8
	YES	68.58[2.700]	27	5-643813-7
	YES	66.04[2.600]	26	5-643813-6
	YES	63.50[2.500]	25	5-643813-5
	YES	60.96[2.400]	24	5-643813-4
	YES	58.42[2.300]	23	5-643813-3
	YES	55.88[2.200]	22	5-643813-2
	YES	53.34[2.100]	21	5-643813-1
	YES	50.80[2.000]	20	5-643813-0
	YES	48.26[1.900]	19	4-643813-9
	YES	45.72[1.800]	18	4-643813-8
	YES	43.18[1.700]	17	4-643813-7
	YES	40.64[1.600]	16	4-643813-6
	YES	38.10[1.500]	15	4-643813-5
C	YES	35.56[1.400]	14	4-643813-4
	YES	33.02[1.300]	13	4-643813-3
	YES	30.48[1.200]	12	4-643813-2
	YES	27.94[1.100]	11	4-643813-1
	YES	25.40[1.000]	10	4-643813-0
	YES	22.86[.900]	9	3-643813-9
	YES	20.32[.800]	8	3-643813-8
	YES	17.78[.700]	7	3-643813-7
	YES	15.24[.600]	6	3-643813-6
	YES	12.70[.500]	5	3-643813-5
	YES	10.16[.400]	4	3-643813-4
	YES	7.62[.300]	3	3-643813-3
	YES	5.08[.200]	2	3-643813-2
	NO	71.12[2.800]	28	2-643813-8 SUPERSEDED BY 5-643813-8
	NO	68.58[2.700]	27	2-643813-7 SUPERSEDED BY 5-643813-7
	NO	66.04[2.600]	26	2-643813-6 OBSOLETE
	NO	63.50[2.500]	25	2-643813-5 SUPERSEDED BY 5-643813-5
B	NO	60.96[2.400]	24	2-643813-4
	NO	58.42[2.300]	23	2-643813-3 SUPERSEDED BY 5-643813-3
	NO	55.88[2.200]	22	2-643813-2 SUPERSEDED BY 5-643813-2
	NO	53.34[2.100]	21	2-643813-1 SUPERSEDED BY 5-643813-1
	NO	50.80[2.000]	20	2-643813-0
	NO	48.26[1.900]	19	1-643813-9 SUPERSEDED BY 4-643813-9
	NO	45.72[1.800]	18	1-643813-8
	NO	43.18[1.700]	17	1-643813-7
	NO	40.64[1.600]	16	1-643813-6
	NO	38.10[1.500]	15	1-643813-5
	NO	35.56[1.400]	14	1-643813-4
	NO	33.02[1.300]	13	1-643813-3
	NO	30.48[1.200]	12	1-643813-2
	NO	27.94[1.100]	11	1-643813-1
	NO	25.40[1.000]	10	1-643813-0
	NO	22.86[.900]	9	643813-9
	NO	20.32[.800]	8	643813-8
A	NO	17.78[.700]	7	643813-7
	NO	15.24[.600]	6	643813-6
	NO	12.70[.500]	5	643813-5
	NO	10.16[.400]	4	643813-4
	NO	7.62[.300]	3	643813-3
	NO	5.08[.200]	2	643813-2
	LEADFREE	DIM A	NO. OF CIRCUITS	PART NO.



THIS DRAWING IS A CONTROLLED DOCUMENT.		DWN S. CARPENTER 11JUN2003		
DIMENSIONS: mm [INCHES]		CHK D. BOSSI 11JUN2003		
TOLERANCES UNLESS OTHERWISE SPECIFIED:		APVD D. BOSSI 11JUN2003	NAME MTA 100 CONNECTOR ASSEMBLY, 22 AWG, STANDARD	
0 PLC ±	1 PLC ±	PRODUCT SPEC 108-1050	SIZE A2	CAGE CODE 00779
2 PLC ±	3 PLC ± 0.13 [.005]	APPLICATION SPEC 114-1019	DRAWING NO C=643813	RESTRICTED TO -
4 PLC ±	ANGLES ±	WEIGHT	SCALE 5:1	SHEET 1 of 1
MATERIAL 1	FINISH 1	CUSTOMER DRAWING	REV J1	

Mouser Electronics

Authorized Distributor

Click to View Pricing, Inventory, Delivery & Lifecycle Information:

[TE Connectivity:](#)

[3-643813-7](#)