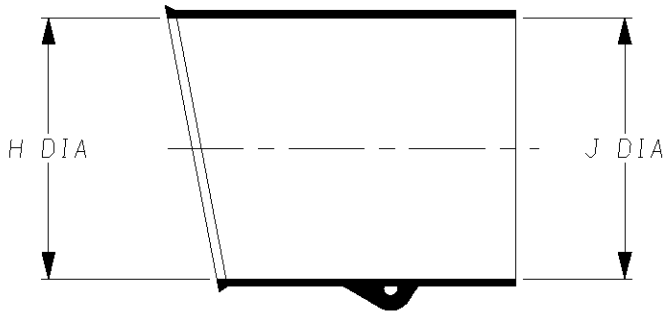
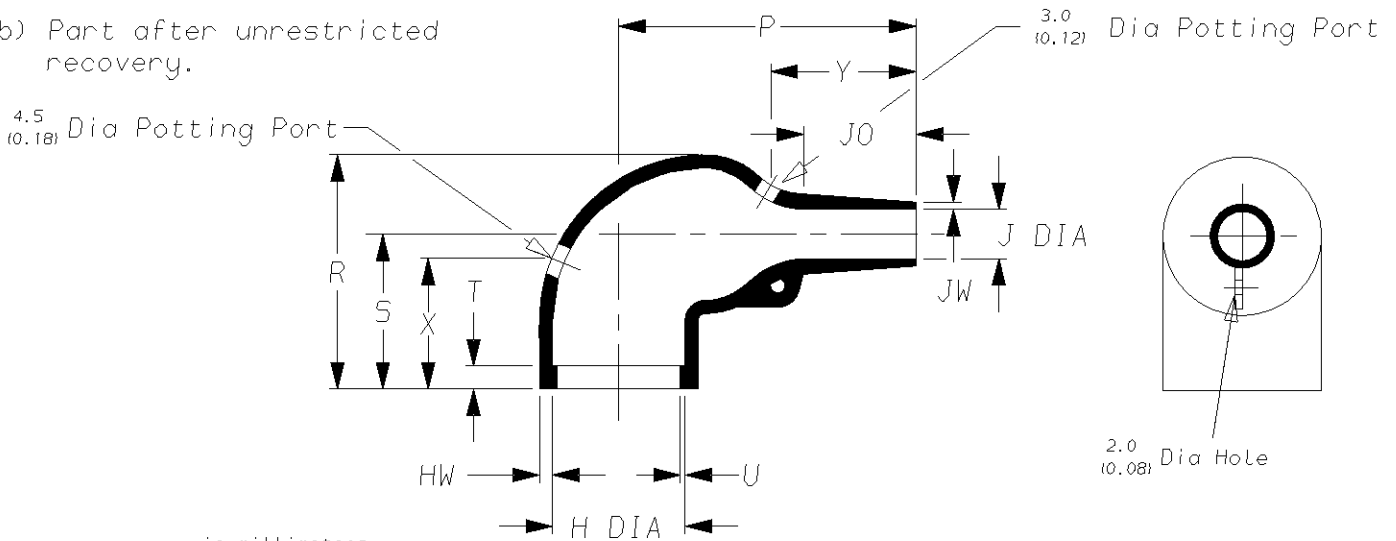


a) Part as supplied.

222K1\*\*

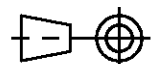


b) Part after unrestricted recovery.



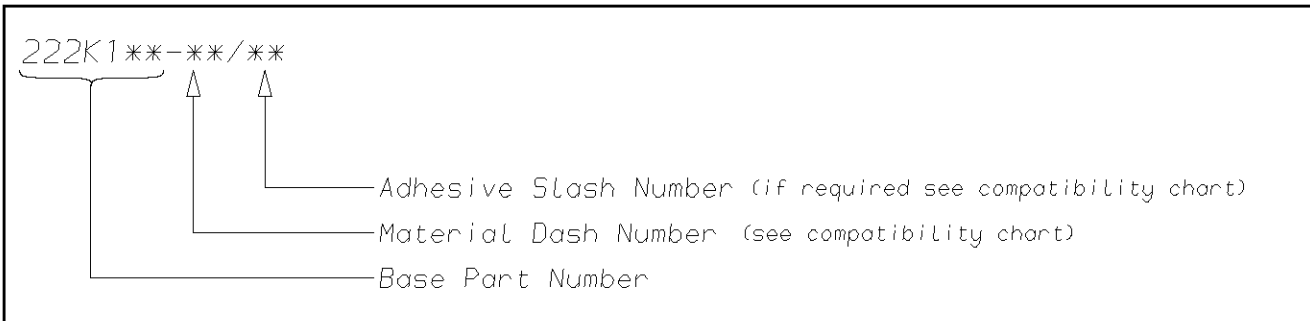
DIMENSIONS in millimetres  
(in inches, for reference)

Part No.	H		J		P	R	S	T	U	JO	HW	JW	X	Y
	Min a	Max b	Min a	Max b										
222K121	24 (0.94)	10.4 (0.41)	24 (0.94)	5.6 (0.22)	±10% 25 (0.98)	±10% 25 (0.98)	±10% 19 (0.75)	±10% 3.0 (0.12)	±10% 1.0 (0.04)	±10% 8.5 (0.33)	±20% 1.3 (0.05)	±20% 0.5 (0.02)	±20% 18 (0.71)	±20% 16 (0.63)
222K132	30 (1.18)	14.2 (0.56)	30 (1.18)	5.9 (0.23)	±10% 32 (1.26)	±10% 27 (1.06)	±10% 20 (0.79)	±10% 3.0 (0.12)	±10% 1.0 (0.04)	±10% 8.5 (0.33)	±20% 1.5 (0.06)	±20% 0.8 (0.03)	±20% 18 (0.71)	±20% 20 (0.79)
222K142	31 (1.22)	18.0 (0.71)	31 (1.22)	7.1 (0.28)	±10% 39 (1.54)	±10% 31 (1.22)	±10% 21 (0.83)	±10% 3.0 (0.12)	±10% 1.0 (0.04)	±10% 15.0 (0.59)	±20% 1.8 (0.07)	±20% 1.0 (0.04)	±20% 18 (0.71)	±20% 20 (0.79)
222K152	36 (1.42)	22.4 (0.88)	36 (1.42)	8.4 (0.33)	±10% 46 (1.81)	±10% 38 (1.50)	±10% 26 (1.02)	±10% 3.0 (0.12)	±10% 1.0 (0.04)	±10% 16.0 (0.63)	±20% 1.8 (0.07)	±20% 1.0 (0.04)	±20% 25 (0.98)	±20% 25 (0.98)
222K163	43 (1.69)	28.2 (1.11)	43 (1.69)	9.9 (0.39)	±10% 55 (2.17)	±10% 45 (1.77)	±10% 30 (1.18)	±10% 3.0 (0.12)	±10% 1.7 (0.07)	±10% 17.5 (0.69)	±20% 2.0 (0.08)	±20% 1.0 (0.04)	±20% 25 (0.98)	±20% 30 (1.18)
222K174	60 (2.36)	35.1 (1.38)	60 (2.36)	15.7 (0.62)	±10% 80 (3.15)	±10% 54 (2.13)	±10% 35 (1.38)	±10% 3.0 (0.12)	±10% 1.7 (0.07)	±10% 32.0 (1.26)	±20% 3.3 (0.13)	±20% 1.5 (0.06)	±20% 25 (0.98)	±20% 45 (1.77)
222K185	66 (2.60)	44.5 (1.75)	66 (2.60)	16.8 (0.66)	±10% 108 (4.25)	±10% 68 (2.68)	±10% 42 (1.65)	±10% 3.0 (0.12)	±10% 2.0 (0.08)	±10% 48.0 (1.89)	±20% 3.8 (0.15)	±20% 2.0 (0.08)	±20% 35 (1.38)	±20% 70 (2.76)



Iss.	Date	E.C.R. No.	Details of Change
2	June 1979	2184	Plating spec removed.
3	August 1982	2958	Product description system added.
4	January 1984	****	222K174 H&Ja was 52, eyelet clip note removed.
5	March 1984	4146	Redrawn & viton deleted.
6	August 1986	4865	J0 dimension changed.
7	May 1966	****	Redrawn.
8	June 1999	CR99-HM-0013	222K142 J0 dim changed to 15
9	May 2001	CR01-HM-0008	Redrawn to include inches.
10	April 2004	CR04-HM-0001	/180 adhesive added to -3 material.
11	April 2008	CR07-HM-010	SCD was titled 222K121 thru 185

**Ordering Information**



**COMPATIBILITY CHART**

Material Dash Number	Material Description	SPEC Number	Coating Slash Number
-3	POLYOLEFIN, SEMI-RIGID	RT-301	/42, /86, /180
-4	POLYOLEFIN, FLEXIBLE	RT-1304	/42, /86, /180
-25	ELASTOMER, FLUID RESISTANT	RW-2070	/42, /86, /225
-130	POLYOLEFIN, COMMERCIAL FLEXIBLE	RW-2008	/42

**NOTES**

- ① If eyelet clip (000W212) is required with part then add CS-1858 to description (i.e. 222K132-3-CS-1858-0).
- ② As supplied dimensions are for uncoated parts, when coating is added entry diameters will reduce by 1.5mm Max.
- ③ Potting ports are optional, when specified by suffix :- -00 they will be located as shown.
- ④ For -12 SCD see 222K1\*\*-12.
- ⑤ For -100 SCD see 222K1\*\*-100

TE Connectivity Faraday Road, Swindon, Wiltshire, SN3 5HH England Telephone: (01793) 528171 Fax: 572516	TE Connectivity 300, Constitution Drive, Menlo Park, CA 94025 USA Telephone (650) 361-3860 Fax: (650) 361-5579
Cage Code K1010	Cage Code 06090

# Mouser Electronics

Authorized Distributor

Click to View Pricing, Inventory, Delivery & Lifecycle Information:

[TE Connectivity:](#)

[222K132-25/86-0](#)