

NOTES:

- ALL DIMENSIONS ARE IN $\frac{\text{INCHES}}{\text{[MILLIMETERS]}}$
- DIMENSIONS APPEARING IN TABLE ARE AS FOLLOWS:
 - a - AS SUPPLIED
 - b - AFTER UNRESTRICTED RECOVERY
- COATING IS OPTIONAL. AS SUPPLIED DIMENSIONS APPEARING IN TABLE ARE FOR UNCOATED PARTS. WHEN COATING IS ADDED, ENTRY DIAMETERS WILL BE REDUCED BY .06 MAX.
- MOLDING PORTS ARE OPTIONAL. WHEN -00 MODIFICATION NUMBER IS SPECIFIED MOLDING PORTS WILL BE LOCATED AS SHOWN.
- WEIGHT SHOWN IN TABLE OF DIMENSIONS IS BASED ON POLYOLEFIN PART.

REVISIONS		
LTR	DESCRIPTION	DATE
U	REVISED PER ECO-13-013640	09/20/13

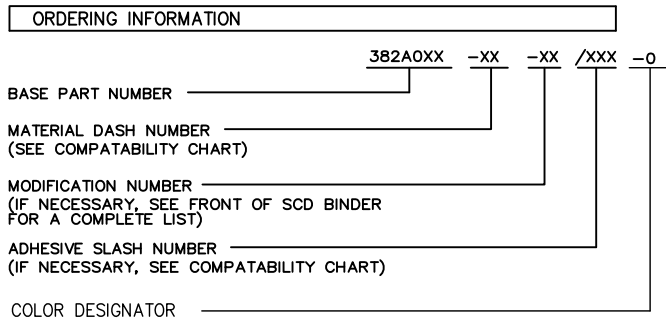
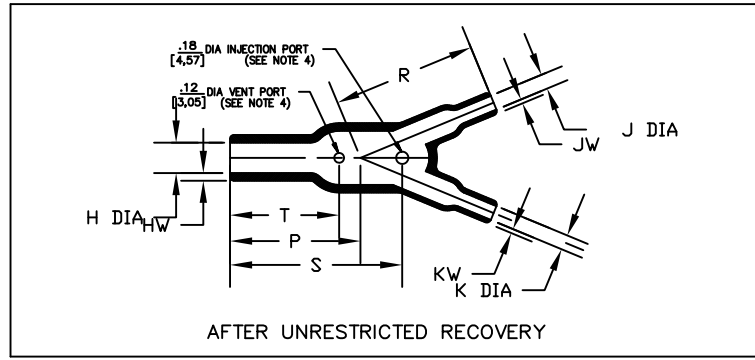
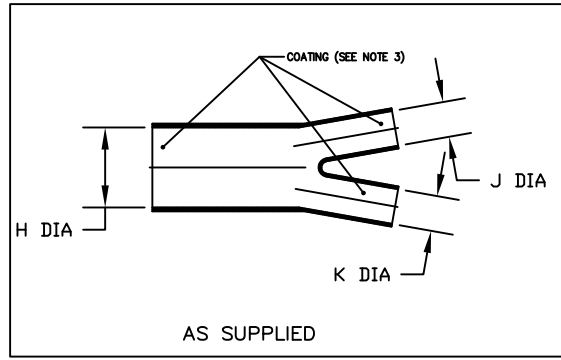


TABLE OF DIMENSIONS

PART NUMBER	H		J		K		P	R	S	T	HW	JW & KW	C	Weight
	Min a	Max b	Min a	Max b	Min a	Max b	±10% b	±10% b	±10% b	±10% b	±20% b	±20% b	±5% b	Norm b
382A012	.52 [13,2]	.24 [6,1]	.26 [6,6]	.13 [3,3]	.26 [6,6]	.13 [3,3]	.88 [22,4]	.76 [19,3]	.94 [23,9]	.61 [15,5]	.06 [1,52]	.04 [1,02]	22 1/2'	.004 [1,81]
382A023	1.06 [26,9]	.49 [12,4]	.52 [13,2]	.24 [6,1]	.52 [13,2]	.24 [6,1]	1.50 [38,1]	1.70 [43,2]	2.10 [53,3]	1.30 [33,0]	.10 [2,54]	.06 [1,52]	22 1/2'	.026 [11,79]
382A034	1.52 [38,6]	.71 [18,0]	1.06 [26,9]	.49 [12,4]	1.06 [26,9]	.49 [12,4]	2.58 [65,5]	3.10 [78,7]	3.10 [78,7]	2.20 [55,9]	.12 [3,05]	.10 [2,54]	22 1/2'	.141 [63,96]
382A046	2.19 [55,6]	1.02 [25,9]	1.06 [26,9]	.50 [12,7]	1.06 [26,9]	.50 [12,7]	3.35 [85,1]	3.70 [94,0]	4.40 [111,8]	2.80 [71,1]	.18 [4,57]	.10 [2,54]	22 1/2'	.249 [112,95]

COMPATIBILITY CHART

MATERIAL DASH NO.	MATERIAL DESCRIPTION	COATING SLASH NUMBER	COATING S NUMBER
-3	Polyolefin, Semi-rigid	/42;/86;/87	S-1017;S-1048;S-1052
-4	Polyolefin, Flexible	/42;/86;/87;/180	S-1017;S-1048;S-1052;S-1030
-5	Elastomer, Flexible	/42	S-1017
-6	Silicone	N/A	
-12	*VITON, Flexible *VITON is a Registered Trademark of Dupont	N/A	
-25	Elastomer, Fluid Resistant	/42;/86;/180;/225	S-1017;S-1048;S-1030;S-1206
-100	Polyolefin, Semi-flexible ZEROHAL™	/86;/180	S-1048,S-1030

IF THIS DOCUMENT IS PRINTED IT BECOMES UNCONTROLLED.
CHECK FOR THE LATEST REVISION.

Raychem Molded Parts
CUSTOMER DRAWING

UNLESS OTHERWISE SPECIFIED DIMENSIONS ARE INCHES. METRIC DIMENSIONS ARE IN BRACKETS.
DECIMAL TOLERANCES
.XXX ± 0.005 [0.13 mm]
.XX ± 0.01 [0.25 mm]
.X ± 0.1 [0.50 mm]
ANGLE TOLERANCE
.X ± 1 DEG.

DRAWN
MMazariegos

APPROVED
SGravano

THIRD ANGLE PROJECTION

TE Connectivity

TITLE
TRANSITION, Y

SIZE B CODE IDENT. NO. 06090 DWG. NO. 382A012thru046

TE CONNECTIVITY RESERVES THE RIGHT TO AMEND THIS DRAWING AT ANY TIME. USERS SHOULD EVALUATE THE SUITABILITY OF THE PRODUCT FOR THEIR APPLICATION.

© 2013 Tyco Electronics Corporation, a TE connectivity Ltd. company. All rights reserved. DO NOT SCALE THIS DRAWING SHEET 1 OF 1

Mouser Electronics

Authorized Distributor

Click to View Pricing, Inventory, Delivery & Lifecycle Information:

[TE Connectivity:](#)

[382A012-3-0](#)