



(2.54 mm) .100"

# SMT .025" SQ POST HEADER

**Board Mates:**  
SSW, SSQ, SSM, BSW, ESW,  
ESQ, BCS, SLW, CES, HLE

**Cable Mates:**  
IDSS, IDSD

## SPECIFICATIONS

For complete specifications and recommended PCB layouts see [www.samtec.com?TSM](http://www.samtec.com?TSM)

**Insulator Material:**  
Black Liquid Crystal Polymer

**Terminal Material:**  
Phosphor Bronze

**Plating:**  
Au or Sn over 50 μ" (1.27 μm) Ni

**Operating Temp Range:**  
-55 °C to +105 °C with Tin;  
-55 °C to +125 °C with Gold

**Voltage Rating:**  
475 VAC -SV/-DV mated with BCS or SSM

**RoHS Compliant:** Yes

MATES	CURRENT RATING (PER PIN)
TSM/SSW	4.7 A
TSM/SSM	5.4 A
TSM/HLE	4.1 A
2 PINS POWERED	

## PROCESSING

**Lead-Free Solderable:** Yes

**-DH/-SH Lead Coplanarity:**  
(0.15 mm) .006" max (02-36)\*

**-DV/-SV Lead Coplanarity:**  
(0.10 mm) .004" max (02-05)  
(0.13 mm) .005" max (06-10)\*  
(0.15 mm) .006" max (11-36)\*  
\*(.004" stencil solution may be available; contact IPG@samtec.com)

## RECOGNITIONS

For complete scope of recognitions see [www.samtec.com/quality](http://www.samtec.com/quality)




## ALSO AVAILABLE (MOQ Required)

- Edge Mount and Locking Clips for -SV
- Solder Locks for -DH and Shrouds for -DV
- Other platings

**Note:**  
Some lengths, styles and options are non-standard, non-returnable.


TSM-116-02-S-DV-LC



TSM-121-01-T-SV




TSM-126-02-L-DH-K



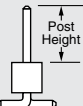
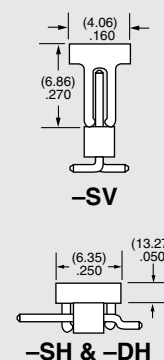
TSM-115-01-T-SH-A

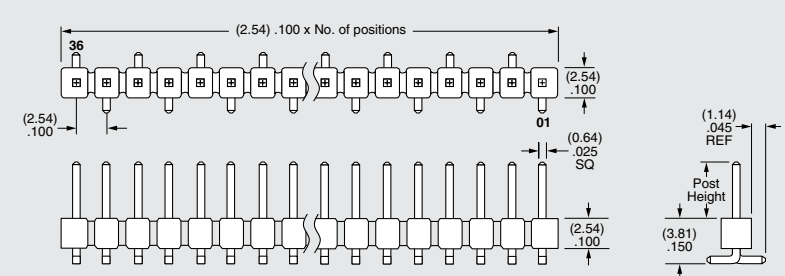
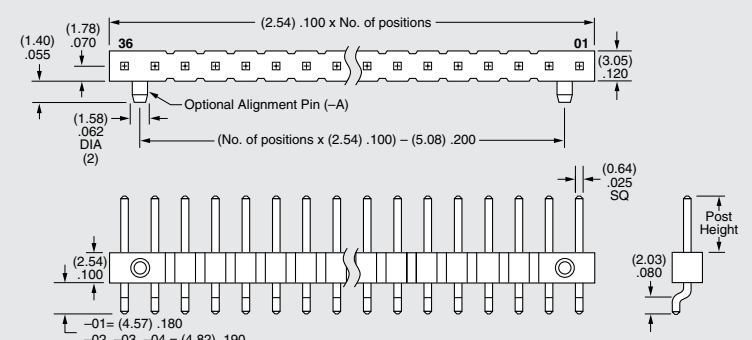


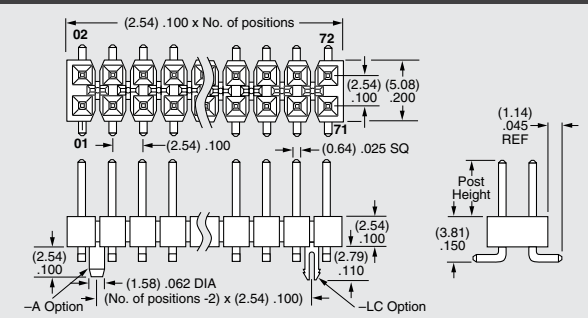
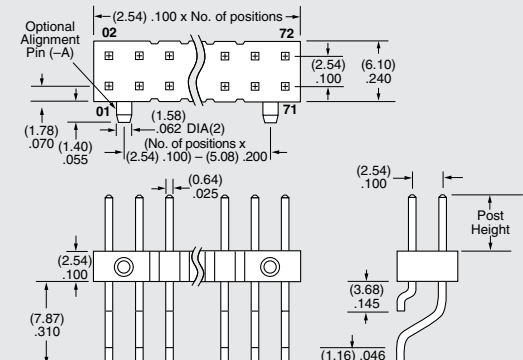
TSM-110-01-T-DV

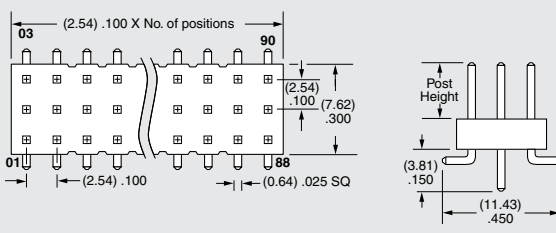
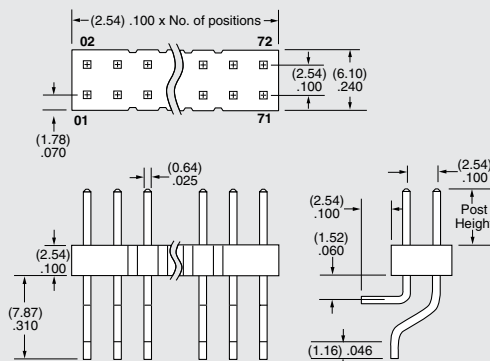


## TSM SERIES

TSM	1	NO. PINS PER ROW	LEAD STYLE	PLATING OPTION	ROW OPTION	OTHER OPTIONS
		02 thru 36				
			<b>-01</b> = .230" (5.84 mm) Post Height (Mates with SSW, BCS, SSM, IDSS, IDSD)	<b>-F</b> = Gold flash on post, Matte Tin on tail		<b>-A</b> = Alignment Pin metal or plastic at Samtec discretion (Not available with -TM or -MT) (02 positions min.) (Not available with -LC)
			<b>-02</b> = .320" (8.13 mm) Post Height (Mates with SSM -DH)	<b>-L</b> = 10 μ" (0.25 μm) Gold on post, Matte Tin on tail		<b>-K</b> = (6.50 mm) .256" DIA Polyimide Film Pick & Place Pad (-SH: 4 positions minimum without -TR; 2 & 3 positions available with -TR) (-DH: 4 positions minimum without -TR)
			<b>-03</b> = .420" (10.67 mm) Post Height (For Bottom Mount & Pass Through)	<b>-S</b> = 30 μ" (0.76 μm) Gold on post, Matte Tin on tail		<b>-P</b> = Plastic Pick & Place Pad (-DV: 4 positions minimum without -TR; 2 & 3 positions available with -TR) (-SH: 4 positions minimum without -TR; 2 & 3 positions available with -TR) (-DH: 5 positions minimum without -TR) (-SV: 4 positions minimum without -TR; 2 & 3 positions available with -TR)
			<b>-04</b> = .120" (3.05 mm) Post Height (Mates with SLW, CES, HLE)	<b>-T</b> = Matte Tin		 <b>-SH &amp; -DH</b>
						<b>-TR</b> = Tape & Reel Packaging -SV: 02-22 positions, -DV:02-28 positions, -SH: 02-30 positions, -DH: 02-29 positions (Not available with -MT or -TM)
						<b>-FR</b> = Full Reel Tape & Reel (must order maximum quantity per reel; contact Samtec for quantity breaks) -SV: 02-22 positions, -DV:02-28 positions, -SH: 02-30 positions, -DH: 02-29 positions (Not available with -MT or -TM)

-SV = Single Row Vertical Pin

-SH = Single Row Horizontal Pin


-DV = Double Row Vertical Pin

-DH = Double Row Horizontal Pin (Style -01, -02 or -03 only)


-TM = Triple Row Vertical Mixed Technology (Style -01 only)
02 thru 30 positions only 
-MT = Mixed Technology Pin (Style -01, -02 or -03 only)


Due to technical progress, all designs, specifications and components are subject to change without notice.

[WWW.SAMTEC.COM](http://WWW.SAMTEC.COM)

All parts within this catalog are built to Samtec's specifications.  
Customer specific requirements must be approved by Samtec and identified in a Samtec customer-specific drawing to apply.

Due to technical progress, all designs, specifications and components are subject to change without notice.

[WWW.SAMTEC.COM](http://WWW.SAMTEC.COM)

All parts within this catalog are built to Samtec's specifications.  
Customer specific requirements must be approved by Samtec and identified in a Samtec customer-specific drawing to apply.

# Mouser Electronics

Authorized Distributor

Click to View Pricing, Inventory, Delivery & Lifecycle Information:

[Samtec:](#)

[TSM-125-02-S-DV](#)