



22.5 mm DIN rail mounting TK2R1 Part number 88865265



- Multi-function or mono-function
- Multi-range
- Multi-voltage
- Screw or spring terminals
- LED status indicator
- Option of connecting an external power supply to the control input
- 3-wire sensor control option

Part numbers

| Type | Functions | Timing | Output | Nominal rating | Connections | Supply voltage |
|------------|-----------|------------|----------------------|----------------|-----------------|------------------------|
| 88 865 265 | TK2R1 K | 0,6s→160 s | 2 change over relays | 8 A | Screw terminals | 24 V DC / 24 →240 V AC |

Specifications

Timing

| | |
|---|---|
| Timing ranges (7 ranges) | 1 s - 10 s - 1 min - 10 min - 1 h - 10 h - 100 h TK2R1 : 0.6s - 2.5s - 20s - 160 s |
| Repetition accuracy with constant parameters | ± 0.5 % (IEC/EN 1812-1) |
| Drift Temperature | ± 0,05 % / °C |
| Drift Voltage | ± 0.2 % / V |
| Display accuracy according to IEC/EN 61812-1 | ± 10 % / 25 °C |
| Minimum pulse duration typically (relay version) | 30 ms |
| Minimum pulse duration typically (solid state version) | 50 ms |
| Minimum pulse duration typically (relay version under load) | 100 ms |
| Maximum reset time by de-energisation typically (relay version) | 100 ms |
| Maximum reset time by de-energisation typically (solid state version) | 350 ms |
| Immunity from micro power cuts : typical | > 10 ms |
| Supply | *** TRADUCTION MANQUANTE *** |
| Multi-voltage power supply | Depending on version |
| Frequency (Hz) | 50 / 60 |
| Operating range | 85 to 110 % Un (85 to 120 % Un for 12V AC/DC) |
| Operating factor | 100 % |
| Max. absorbed power | 0,6 W 24 V AC/DC 1,5 W 230 V AC 32 VA 230 V AC |

Output specification

| | |
|--|--|
| 1 or 2 changeover relays, AgNi (cadmium-free) | 2000 VA/80 W |
| Rated power | 2000 VA/80 W |
| Maximum breaking current | 8 A AC 8A DC |
| Minimum breaking current | 10 mA / 5 V DC |
| Voltage breaking capacity | 250 V AC/ DC |
| Electrical life (operations) | 10 ⁵ operations 8 A 250 V resistive |
| Mechanical life (operations) | 5x10 ⁶ |
| Breakdown voltage acc. to IEC/EN 61812-1 | 2.5 kV / 1 min / 1 mA / 50 Hz |
| Impulse voltage acc. to IEC/EN 60664-1, IEC/EN 61812-1 | 5 kV, wave 1.2 / 50 µs |

Solid state output

| | |
|--|---|
| Rated power | 0,7 A AC/DC 20 °C (0,5 A UL) |
| Derating | 5 mA / °C |
| Maximum admissible current | 20 A ≤ 10 ms |
| Minimum breaking current | 10 mA |
| Leakage current | < 5 mA |
| Voltage breaking capacity | 250 V AC/ DC |
| Maximum voltage drop at terminals | 3 wire 4V - 2 wire 8V |
| Electrical life (operations) | 10 ⁸ |
| Mechanical life (operations) | 10 ⁸ |
| Breakdown voltage acc. to IEC/EN 60664-1, IEC/EN 60255-5 | 2.5 kV to 1 mA / 1 min |
| Input type | Volt-free contact 3-wire PNP output control option residual voltage : 0.4V whatever the timer power supply |

General characteristics

| | |
|--|--|
| Conformity to standards | IEC/EN 61812-1 IEC/EN 61000-6-1 IEC/EN 61000-6-2 IEC/EN 61000-6-3 IEC/EN 61000-6-4 |
| Certifications | CE, UL, cUL, CSA, GL |
| Temperature limits use (°C) | -20 → +60 |
| Temperature limits stored (°C) | -30 → +60 |
| Installation category (acc. to IEC/EN 60664-1) | Voltage surge category |
| Creepage distance and clearance acc. to IEC/EN 60664-1 | 4 kV / 3 |
| Protection (IEC/EN 60529) | IP 20 IP 40 |
| Degree of protection acc. to IEC/EN 60529 Front face (except Tk2R1) | IP 50 |
| Vibration resistance acc. to IEC/EN 60068-2-6 | f = 10 ■ 55 Hz A = 0,35 mm |
| Relative humidity no condensation acc. to IEC/EN 60068-2-30 | 93 % sans condensation |
| Electromagnetic compatibility - Immunity to electrostatic discharges acc to IEC/EN 61000-4-2 | Level III (Air 8 KV / Contact 6 KV) |
| Immunity to radiated, radio-frequency, electromagnetic field acc. IEC/EN 61000-4-3 | Level III 10V/m (80 M Hz to 1 G Hz) |
| Immunity to rapid transient bursts acc. to IEC/EN 61000-4-4 | Level III (direct 2kV / Capacitive coupling clamp 1 KV) |
| Immunity to shock waves on power supply acc. to IEC/EN 61000-4-5 | Level III (2 KV / common mode 2 KV/residual current mode 1KV) |
| Immunity to radio frequency in common mode acc. to IEC/EN 61000-4-6 | Level III (10V rms : 0.15 M Hz to 80 M Hz) |
| Immunity to voltage dips and breaks acc. to IEC/EN 61000-4-11 | 30 %/10 ms 60 %/100 ms > 95 %/5 s |
| Mains-borne and radiated emissions acc. to EN 55022 (CISPR22), EN55011 (CISPR11) | Class B |
| Fixing : Symmetrical DIN rail | 35 mm |
| Connection capacity - without ferrule | 2 x 2,5 mm ² |
| Connection capacity - with ferrule | 2 x 1,5 mm ² |
| Spring terminals, 2 terminals per connection point - flexible wire | 1,5 mm ² |
| Spring terminals, 2 terminals per connection point - rigid wire | 2,5 mm ² |
| Housing material | Self-extinguishing |
| Weight : casing 17,5 mm | 60 g |
| Weight : casing 22,5 mm | 90 g |
| Weight : plug-in casing | 80 g |

90

Display

State displayed by 2 LEDs

- Flashing green when on
 - Relay LED yellow during timing
- Green LED operation indicator

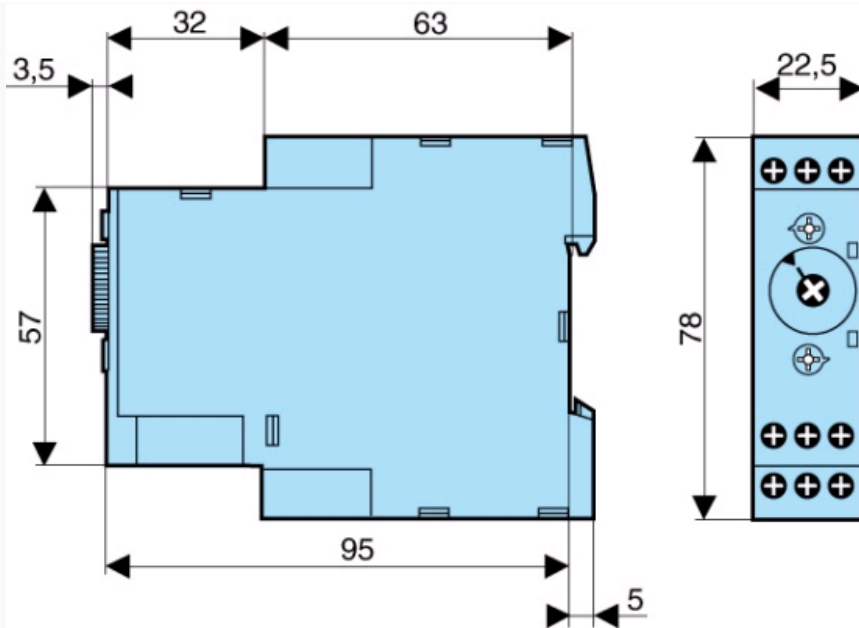
Pulsing :

- Timer on, no timing in process

Permanently lit :

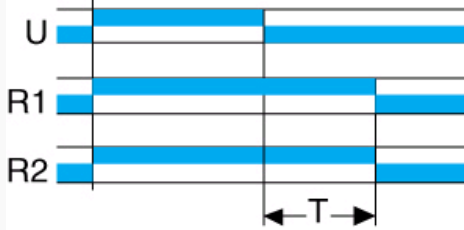
- Relay waiting, no timing in process

Dimensions (mm)



Curves

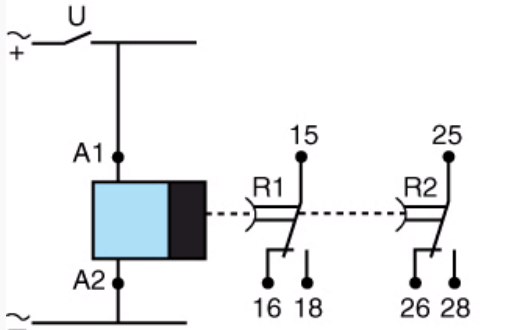
Function K- 2 relay outputs



| |
|--|
| Function K |
| Delay on de-energisation True delay OFF 2 relays |

Connections

2 changeover relay outputs



| |
|-----------------|
| Function |
| K |

Mouser Electronics

Authorized Distributor

Click to View Pricing, Inventory, Delivery & Lifecycle Information:

[Crouzet:](#)

[88865265](#)