

NOTES:

- MATERIALS AND FINISHES (PLATING THICKNESS IN MICROINCHES):
 - OUTER & INNER FERRULE - COPPER, BRIGHT ACID TIN (200 MIN THICK)
 - OUTER & INNER BODIES - BeCu, GOLD PLATING (50 MIN THICK)
 - CONTACT - BeCu, GOLD PLATING (50 MIN THICK)
 - OUTER & INNER INSULATOR - PTFE
 - WASHER - PTFE

- PACKAGING:
 - A. QUANTITY: SINGLE PACK
 - B. MARKING: BAG TO BE MARKED "AMPHENOL, 902-5019-2, AND DATE CODE"

3. SHOWS CABLE ENTRY DIMENSIONS.

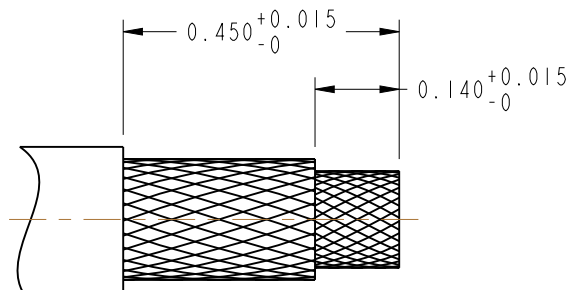
CONNECTOR ASSEMBLY PROCEDURE:

- STRIP CABLE AS SHOWN. SLIDE OUTER FERRULE WELL UP OVER OUTER JACKET PRIOR TO FOLDING BACK CABLE SHIELD.
- A. SLIDE TEFLON WASHER OVER INNER CONDUCTOR OF CABLE, FLUSH WITH INNER DIELECTRIC.
B. CRIMP INNER CONTACT TO CENTER CONDUCTOR OF CABLE, USING AMPHENOL TOOL FRAME 227-944 WITH 227-954 DIE SET 'C' GROOVE (0.034 DIAMOND).
- SLIDE INNER FERRULE OVER OUTER CONDUCTOR AND 'INTERLAYER'.
- FLARE OUTER CONDUCTOR SLIGHTLY AND INSERT INNER CONTACT INTO INNER BODY TO A FIRM BUTT. OUTER CONDUCTOR MUST GO OUTSIDE BACK END OF INNER BODY, SLIDE INNER FERRULE FORWARD OVER BRAID AND BUTT SHOULDER OF INNER BODY. CRIMP FERRULE USING AMPHENOL TOOL FRAME 227-944 WITH 227-954 DIE SET 'B' GROOVE (0.178 HEX).
- ASSEMBLE INNER BODY INTO OUTER BODY TO A FIRM BUTT, FOLD CABLE SHIELD FORWARD OVER BODY. SLIDE OUTER FERRULE FORWARD OVER BRAID AND BUTT SHOULDER OF BODY. CRIMP FERRULE USING AMPHENOL TOOL FRAME 227-944 WITH 227-954 DIE SET 'A' GROOVE (0.263 HEX).

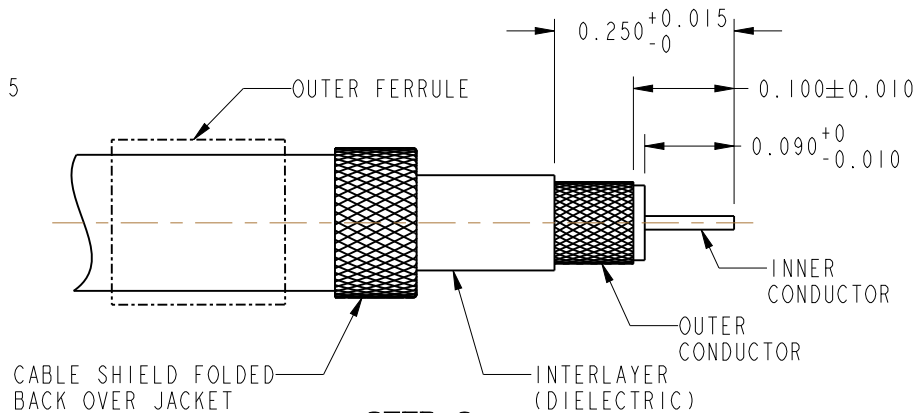
THIRD ANGLE PROJ.

REVISIONS

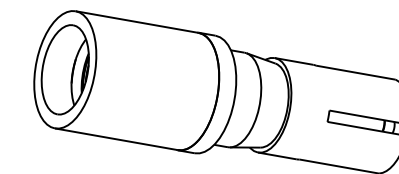
REV	DESCRIPTION	DATE	ECO	APPR
--	RELEASE TO MFG.	-----	-----	-----
L	REDRAWN IN PRO-E & ADDED COD	9/20/13	49679	AAP



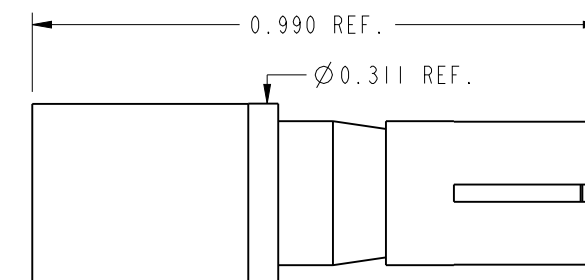
STEP 1
CABLE PER ST5M1323
(TIMES AA2325)



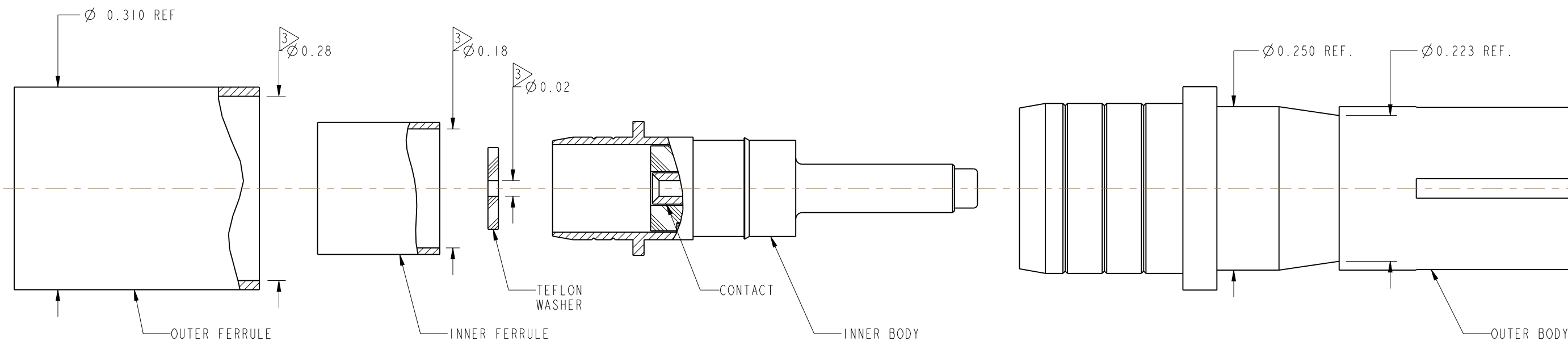
STEP 2



SCALE 2.000



AFTER ASSEMBLY DIMENSIONS
SCALE 3.000



CUSTOMER OUTLINE DRAWING

ALL OTHER SHEETS ARE FOR INTERNAL USE ONLY

UNLESS OTHERWISE SPECIFIED, DIMENSIONS ARE IN INCHES AND TOLERANCES ARE: 2 PLACE DECIMAL 3 PLACE DECIMAL ANGLES ±.015 (0,381 mm) ±.005 (0,127 mm) ± 1°	MATERIAL	DRAWN	DATE	TITLE JACK - TRIAX FOR TIMES AA2325 CABLE		Amphenol RF www.amphenolrf.com		
	SEE NOTES	A ARUN PRABU	08-Aug-13					ENGINEER
NOTICE - These drawings, specifications, or other data (1) are, and remain the property of Amphenol corp. (2) must be returned upon request; and (3) are confidential and not to be disclosed to any person other than those to whom they are given by Amphenol Corp. the furnishing of these drawings, specifications, or other data by Amphenol Corp., or to any other person to anyone for any purpose is not to be regarded by implication or otherwise in any manner licensing, granting rights to permitting such holder or any other person to manufacture, use or sell any product, process or design, patented or otherwise, that may in any way be related to or disclosed by said drawings, specifications, or other data.	REFERENCE	APPROVED	DATE	SCALE: 6.0:1.0	SHEET 2 OF 2	DRAWING NO.902-5019-2		
	DOR 21-902-315567 ST5M1289 ST5M132 ST5M1290-001S	K. CAPOZZI	8/28/13				ITEM NO.902-5019-2	
	FINISH	CAD FILE			DWG SIZE	REV	PART NO.902-5019-2	
				B	L			

Mouser Electronics

Authorized Distributor

Click to View Pricing, Inventory, Delivery & Lifecycle Information:

[Amphenol:](#)

[902-5019-2](#)