SCEP147L

SMD POWER INDUCTORS

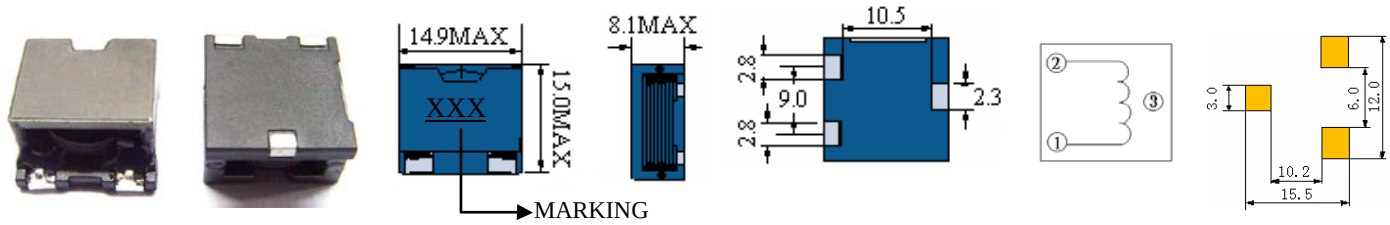

● Features
1 Excellent Power Density
2 Engineered to Provide High Efficiency

ELECTRICAL CHARACTERISTICS

Part Number	Inductance (uH) (1)	Test Frequency	DC Resistance (Ω MAX) (2)	Saturation Current (3) (A)	Temperature Current (4) (A)
SCEP147L-R50	0.5	100KHZ	2.10m	39.6	24.0
SCEP147L-1R1	1.1	100KHZ	2.65m	26.4	22.0
SCEP147L-2R0	2.0	100KHZ	3.50m	19.6	19.5
SCEP147L-3R1	3.1	100KHZ	3.90m	16.0	16.2
SCEP147L-4R5	4.5	100KHZ	5.50m	13.6	14.0
SCEP147L-6R1	6.4	100KHZ	7.50m	11.6	13.5
SCEP147L-8R0	8.0	100KHZ	7.80m	10.0	11.5
SCEP147L-100	10	100KHZ	9.85m	9.2	10.2
SCEP147L-120	12	100KHZ	13.3m	8.0	9.00

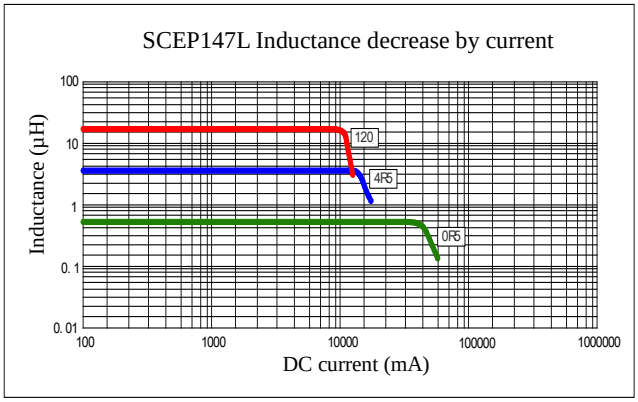

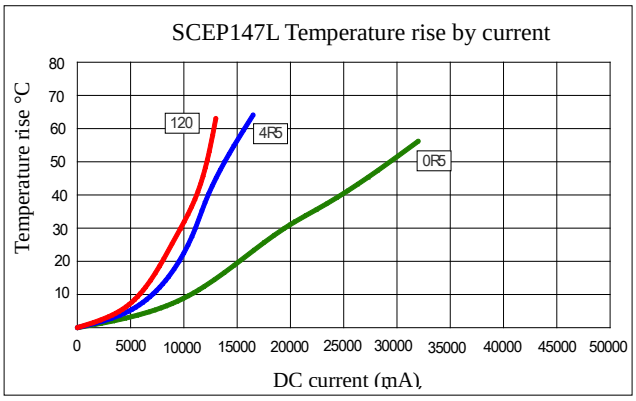

(1). Inductance tolerance for 0.5uH: ±30%, for 1.1uH~12uH: ±20%. Tested at 0.25V, 0ADC and 25℃
(2). DCR measured at 25℃.
(3). The DC current at which the inductance decreases by 25% from its initial value.
(4). The DC current that results in a 40℃ temperature rise from 25℃ambient.

Click here for QUANTITY PER REEL & PACKING INFORMATION

Custom versions available upon request.

©2011 Signal Transformer –Specification subject to change without notice. 07.11

Signal Transformer
www.signaltransformer.com
500 Bayview Avenue, Inwood, NY 11096
Toll Free 866-239-5777 • Tel 516-239-5777 • Fax 516-239-7208
Sales@signaltransformer.com • techhelp@signaltransformer.com

Mouser Electronics

Authorized Distributor

Click to View Pricing, Inventory, Delivery & Lifecycle Information:

Bel:
SCEP147L-3R1 SCEP147L-120 SCEP147L-R50 SCEP147L-4R5 SCEP147L-100 SCEP147L-6R1 SCEP147L-1R1 SCEP147L-8R0 SCEP147L-2R0