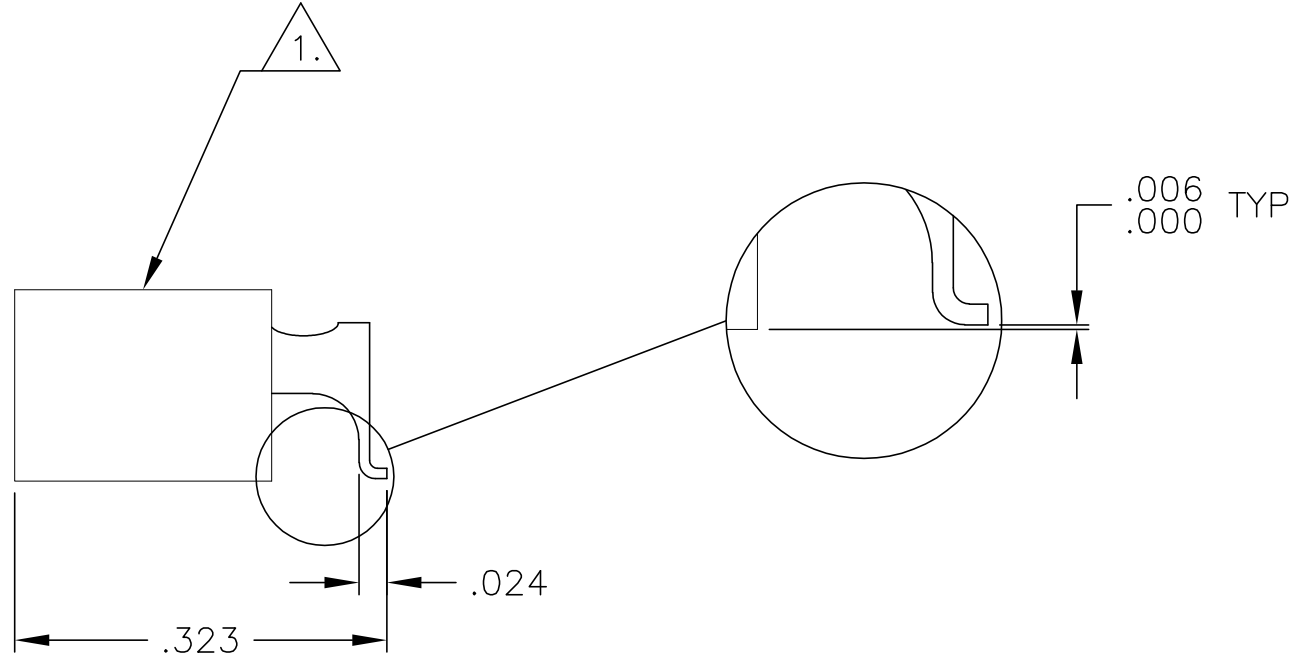
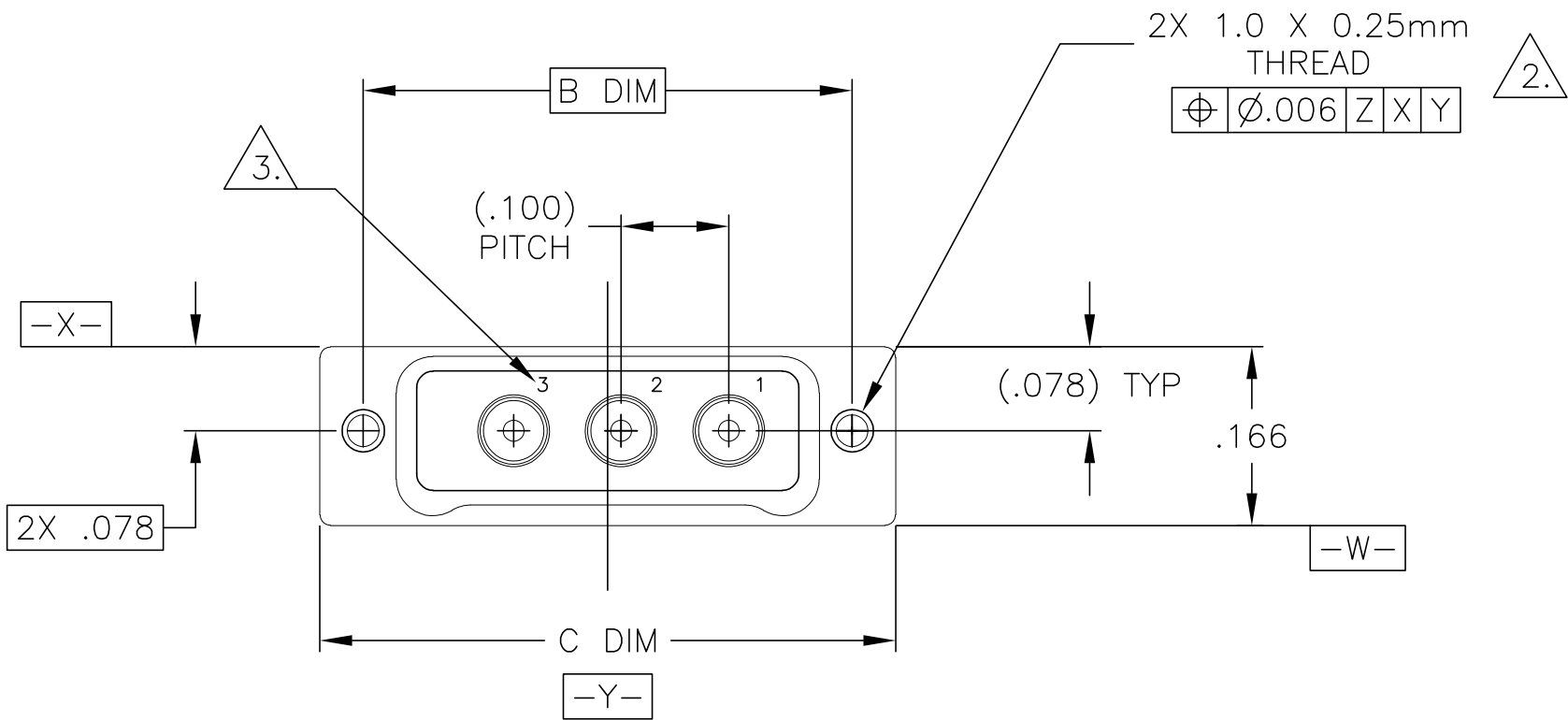
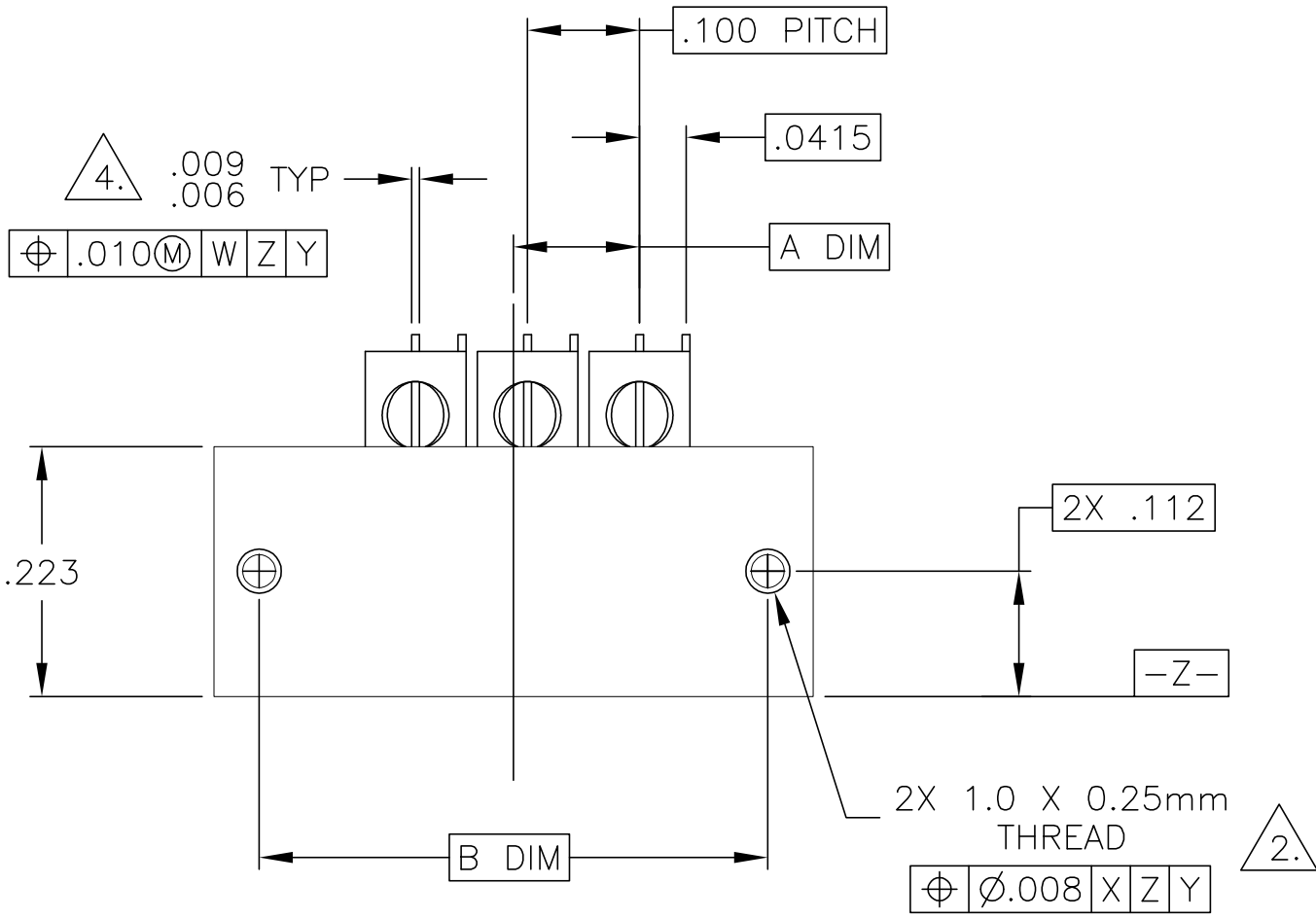

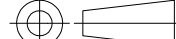


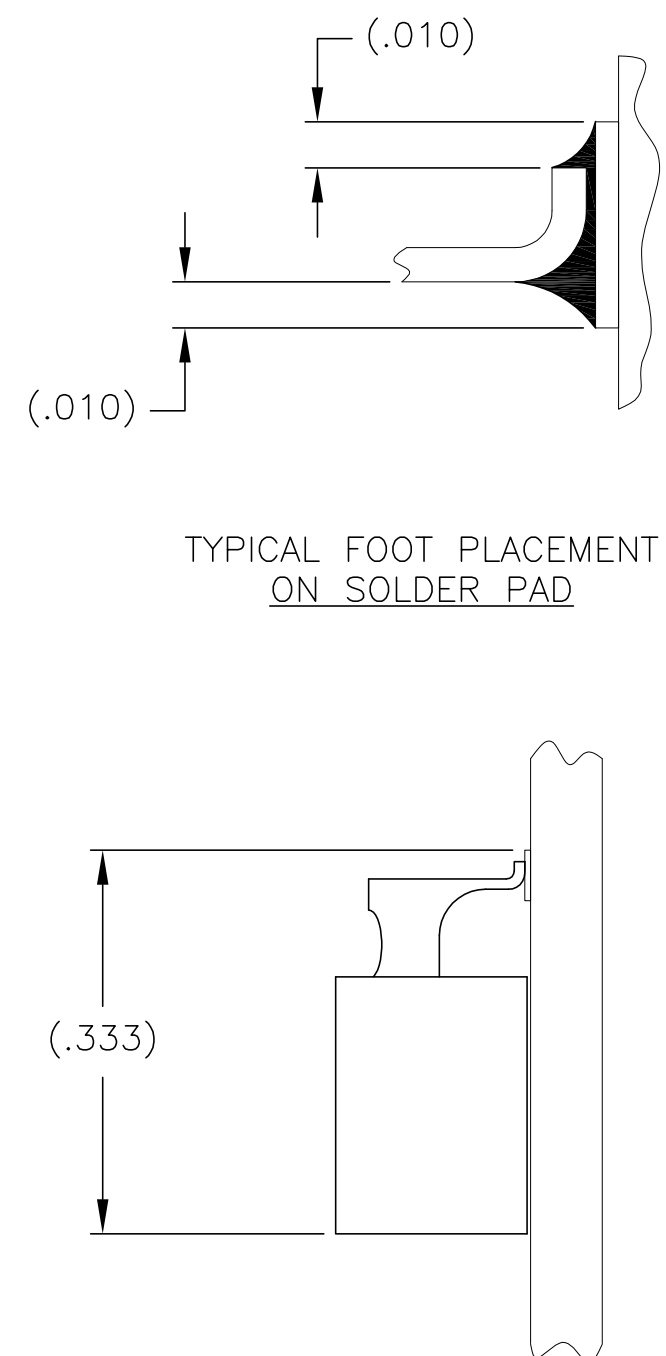
LOC —	DIST —	REVISIONS					
		P	LTR	DESCRIPTION	DATE	DWN	APVD
			H2	REVISED PER ECO-11-005139	21MAR11	RK	HMR

No. COAX POSITIONS	A DIM	B DIM	C DIM
1	.0125	.254	.335
2	.0625	.354	.435
3	.1125	.454	.535
4	.1625	.554	.635
5	.2125	.654	.735
6	.2625	.754	.835
7	.3125	.854	.935
8	.3625	.954	1.035
9	.4125	1.054	1.135





1. SHELL MATERIAL: 6061-T6 ALUMINUM, ELECTROLESS NICKEL PLATED PER SAE-AMS-C-26074
INSULATOR MATERIAL: LIQUID CRYSTAL POLYMER (LCP) PER MIL-M-24519 OR PER ASTM D 5138
2. STANDARD 1.0 X 0.25mm MOUNTING AND JACKSCREW THREADS ARE SHOWN FOR REFERENCE ONLY AND MUST BE SPECIFIED IN THE NANONICS PART NUMBER WHEN REQUIRED. 1.2 X 0.25mm THREADS ALSO AVAILABLE
3. CONTACT NUMBERS ARE FOR REFERENCE ONLY AND ARE NOT MARKED ON THE PART
4. LEAD MATERIAL: HH BRASS, TIN LEAD PLATED 60/40 COMPOSITION PER SAE-AMS-P-81728
5. MOUNTING HARDWARE IS AVAILABLE WITH THIS CONFIGURATION (NOT SHOWN). HARDWARE MUST BE SPECIFIED IN THE NANONICS PART NUMBER. CONSULT TE CONNECTIVITY FOR DETAILS
6. THIS DRAWING PREVIOUSLY IDENTIFIED AS NANONICS 303-0052.

THIS DRAWING IS A CONTROLLED DOCUMENT.		DWN D. RYAN 1 SEP 99		 TE Connectivity											
		CHK E. PAULUS 1 OCT 99													
DIMENSIONS: INCHES		TOLERANCES UNLESS OTHERWISE SPECIFIED:		APVD —		NAME									
	0 PLC ± —		PRODUCT SPEC		RECEPTACLE ASSEMBLY, HORIZONTAL SMT, 1–9 COAX ONLY, 50 OHM, METAL										
	1 PLC ± —		—												
	2 PLC ± .010		APPLICATION SPEC												
	3 PLC ± .005		—												
4 PLC ± —		ANGLES ± 1°		SIZE		CAGE CODE		DRAWING NO		RESTRICTED TO					
MATERIAL		FINISH		WEIGHT —		A2		00779		C-1589072		—			
SEE NOTES		SEE NOTES		CUSTOMER DRAWING						SCALE 6:1		SHEET 1 of 2		REV H2	



TYPICAL PCB LAYOUT

THIS DRAWING IS A CONTROLLED DOCUMENT.		DWN D. RYAN 1 SEP 99		 TE Connectivity			
		CHK E. PAULUS 1 OCT 99					
DIMENSIONS: INCHES 		TOLERANCES, UNLESS OTHERWISE SPECIFIED: 0 PLC ± — 1 PLC ± — 2 PLC ± .010 3 PLC ± .005 4 PLC ± — ANGLES ± 1°		NAME RECEPTACLE ASSEMBLY, HORIZONTAL SMT, 1-9 COAX ONLY, 50 OHM, METAL			
MATERIAL —		FINISH —		SIZE A2	CAGE CODE 00779	DRAWING NO C-1589072	RESTRICTED TO —
CUSTOMER DRAWING				SCALE 6:1	SHEET 2 of 2	REV H2	

Mouser Electronics

Authorized Distributor

Click to View Pricing, Inventory, Delivery & Lifecycle Information:

[TE Connectivity:](#)

[CX020L2HN](#)