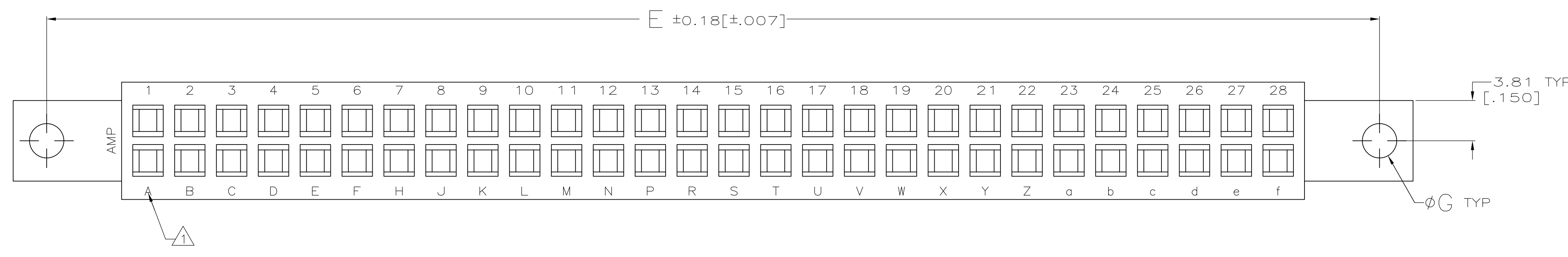
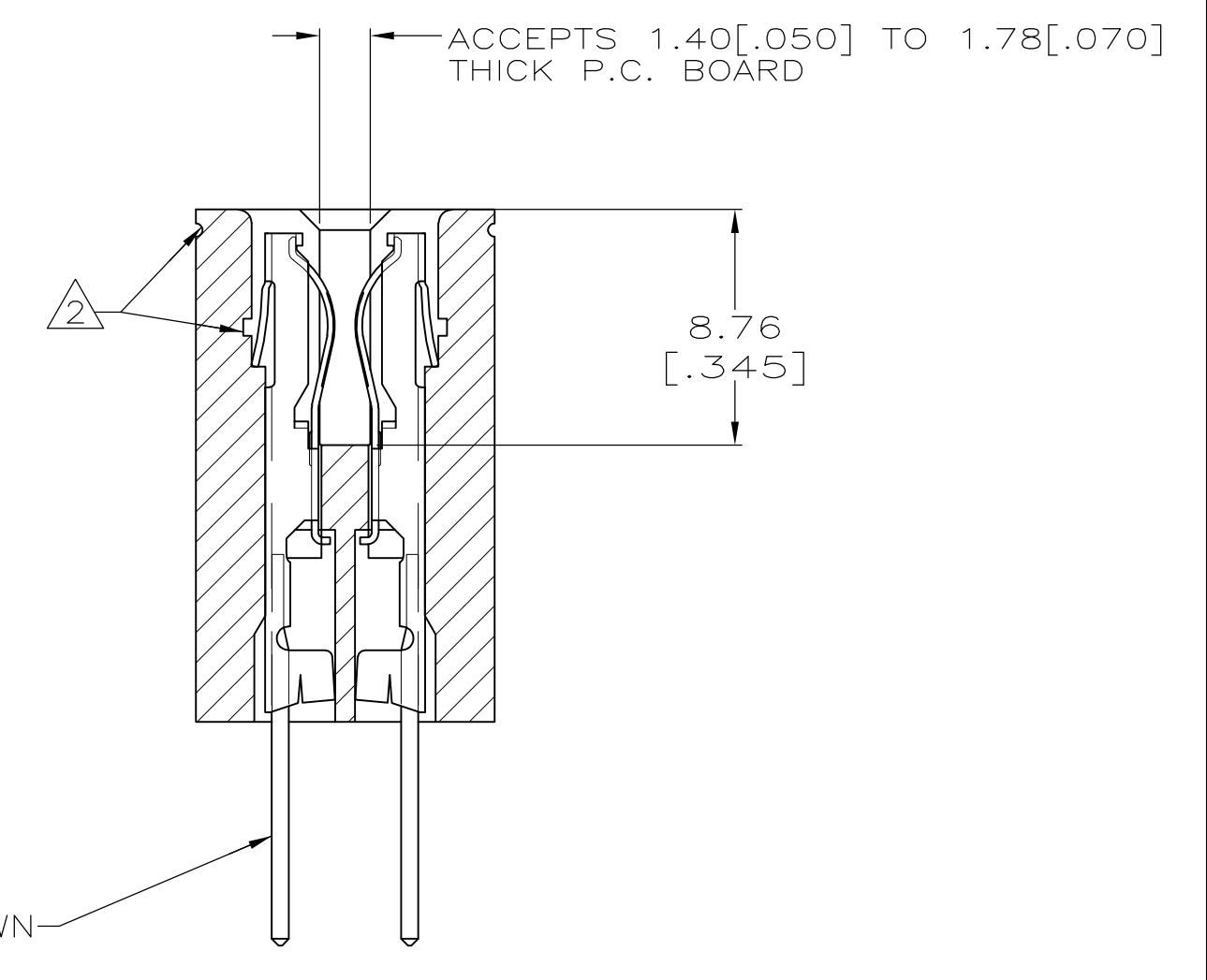

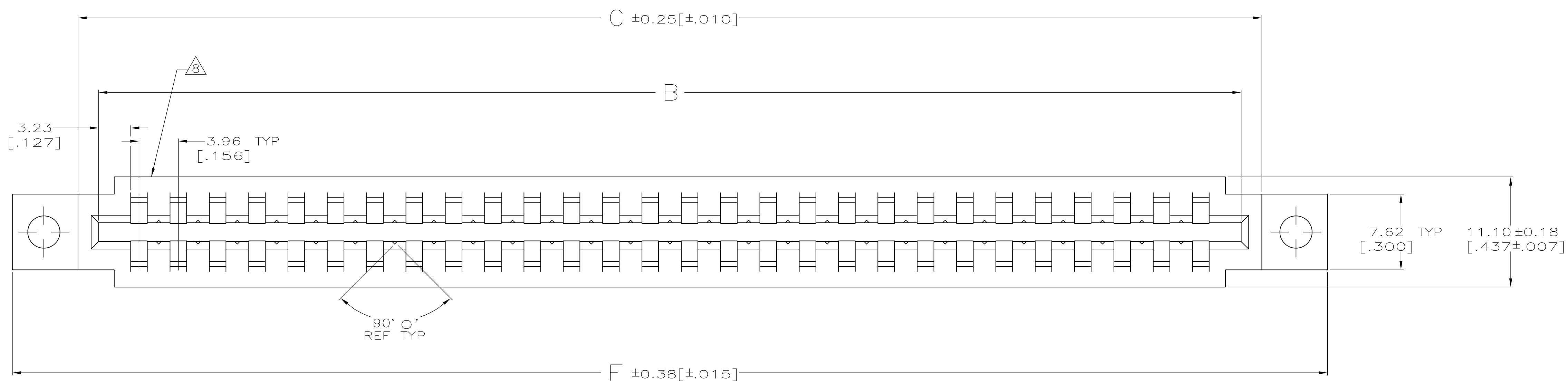



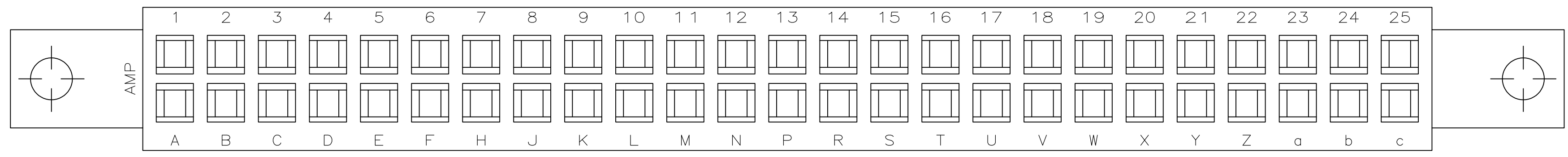
LOC		DIST		REVISIONS			
P	LTR	DESCRIPTION	DATE	OWN	APVD		
AD	00	AA1	REVISED PER ECO-11-005140	26MAR11	RK	HMR	



THIS DRAWING IS A CONTROLLED DOCUMENT.		DWN: J. GALLUCCI BG 12-10-92		CHK: H. ROSE 3/2/94		APVD: H. ROSE 3/2/94		NAME: H. ROSE	
DIMENSIONS: MM(INCHES)		TOLERANCES, UNLESS OTHERWISE SPECIFIED:		PRODUCT SPEC		APPLICATION SPEC		SIZE: A1	
0 PLC ± .005		1 PLC ± .005		2 PLC ± .005		3 PLC ± .005		4 PLC ± .005	
MATERIAL: GLASS FILLED POLYESTER		FINISH: -		WEIGHT: -		SCALE: 4:1		SHEET: 1 OF 2	
COLOR: BLACK		CUSTOMER DRAWING		DRAWING NO: 00779		REV: AA1		DRAWING NO: 583859	

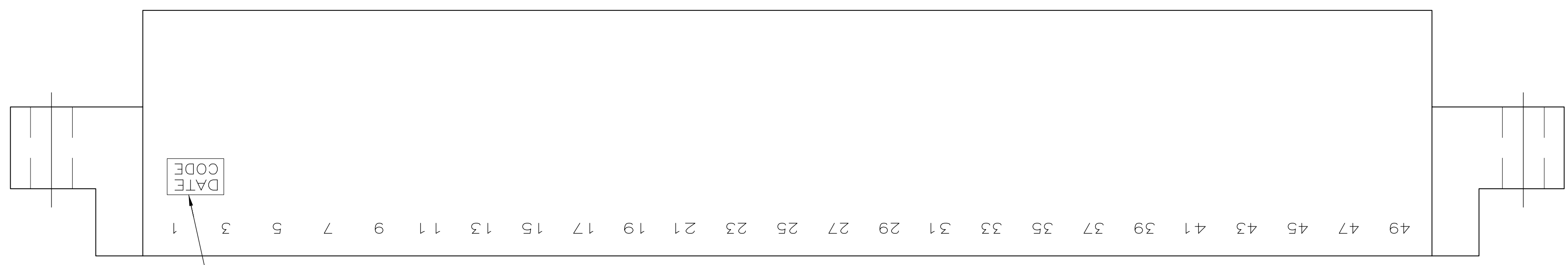


- ① FIRST 22 POSITIONS MARKED WITH UPPER CASE LETTERS, FOLLOWED BY LOWER CASE LETTERS, FOLLOWED BY UPPERCASE AA,AB,AC ETC. CHARACTERS G,I,O AND Q ARE OMITTED. SEE TABLE FOR END CAVITY IDENTIFICATION.
- ② PULL GROOVES OPTIONAL THESE LOCATIONS REF ONLY.
- ③ HOUSING PART NUMBER, UL & CSA LOGO'S TO BE MOLDED IN THIS AREA. UL LOGO PER 1-18838-3, CSA LOGO PER 1-18839-3.
- ④ CORING AT AMP'S OPTION REF ONLY.
- ⑤ HOT STAMP CUSTOMER PART NUMBER 2471-3190 IN THIS AREA FOR 1-583859-7 ONLY.
- ⑥ STAMPED WITH SPECIAL CAVITY IDENTIFICATION ON SIDES OF HOUSING.
- ⑦ $\phi 6.35 \pm 0.38 [.250 \pm 0.015]$ WHITE DOT IN LOWER LEFT HAND CORNER.
- ⑧ DATE CODE TO BE MOLDED IN THIS AREA



OBSOLETE	①	10 & L	.128	2.409	2.159	1.600	1.888	1.724	10	2-583859-8
OBSOLETE		14 & R	.128	3.033	2.783	2.224	2.512	2.348	14	2-583859-7
OBSOLETE	③	25 & c	.128	4.749	4.500	3.940	4.228	4.064	25	2-583859-5
		36 & r	.128	6.465	6.215	5.656	5.944	5.780	36	2-583859-3
		8 & J	.128	2.097	1.847	1.288	1.576	1.412	8	2-583859-1
OBSOLETE		24 & b	.128	4.593	4.343	3.784	4.072	3.908	24	1-583859-9
OBSOLETE	⑤	28 & f	.128	5.217	4.967	4.408	4.696	4.532	28	1-583859-7
		12 & N	.128	2.721	2.471	1.912	2.200	2.036	12	1-583859-5
		6 & F	.128	1.785	1.535	.976	1.264	1.100	6	1-583859-3
OBSOLETE		18 & V	.156	3.657	3.407	2.848	3.136	2.972	18	1-583859-1
		10 & L	.128	2.409	2.159	1.600	1.888	1.724	10	583859-9
		15 & S	.128	3.189	2.939	2.380	2.668	2.504	15	583859-7
		18 & V	.128	3.657	3.407	2.848	3.136	2.972	18	583859-5
		22 & Z	.128	4.281	4.031	3.472	3.760	3.596	22	583859-3
		28 & f	.128	5.217	4.967	4.408	4.696	4.532	28	583859-1
		END CAVITY IDENT	G	F	E	D	C	B	POSN	PART NUMBER

2-583859-5 ⑥



THIS DRAWING IS A CONTROLLED DOCUMENT.		OWN: J. GALLUCCI BC 12-10-92	PART NO	
DIMENSIONS: mm [INCHES]		CHK: H. ROSE 3/2/94	STE TE Connectivity	
TOLERANCES UNLESS OTHERWISE SPECIFIED:		APVD: H. ROSE 3/2/94	HOUSING, CRIMP SNAP	
0 PLC ± -		PRODUCT SPEC	TWIN LEAF, .156	
1 PLC ± -		APPLICATION SPEC	WITH MOUNTING EARS	
2 PLC ± -		SIZE: A1	CAGE CODE: 00779	DRAWING NO: 583859
3 PLC ± -		WEIGHT: -	SCALE: 4:1	SHEET: 2 OF 2
4 PLC ± -		FINISH: -	REV: AA1	RESTRICTED TO
ANGLES ± -		CUSTOMER DRAWING		

Mouser Electronics

Authorized Distributor

Click to View Pricing, Inventory, Delivery & Lifecycle Information:

[TE Connectivity:](#)

[583859-1](#)