

Slim D-Sub Connector XM3-LS

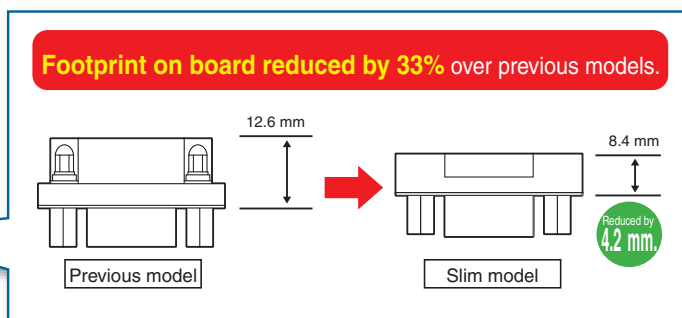

Space-saving 9-pin Slim D-sub Connectors for Boards

- Board mounting area is reduced by 33% (compared with previous models) using depth of 8.4 mm.
- Nine D-sub right-angle DIP terminals.

RoHS Compliant



Molding material 30% reduction
(Compared with previous model XM2C-L)



■ Ratings and Characteristics

Rated current	3 A
Rated voltage	300 VAC
Contact resistance	20 mΩ max. (at 20 mVDC, 100 mA max.)
Insulation resistance	1,000 MΩ min. (at 500 VDC for 1 min)
Withstand voltage	1,000 VAC for 1 min (leakage current: 1 mA max.)
Insertion durability	100 times
Operating temperature	-25 to 105°C (with no condensation or icing)

■ Materials and Finish

Housing	PBT (UL94 V-0)/black	
Contacts	Socket	Phosphor bronze/nickel base, flash gold plated
	Plug	Brass/nickel base, flash gold plated
Shell	Steel/nickel plated	
Anchors	Stainless steel	
Grounding fixture	Phosphor bronze/tin plated	

■ Ordering Information

Socket

Appearance		
No. of contacts Anchors	M2.6 × 0.45	#4-40 UNC
	9	XM3B-0942-112LS XM3B-0942-132LS

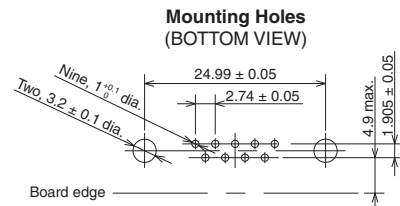
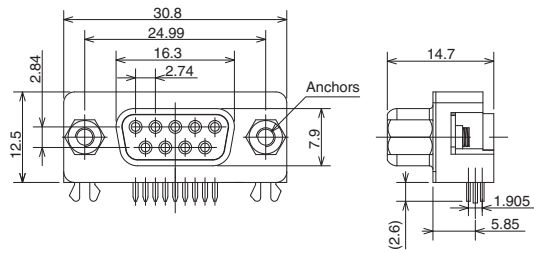
Plug

Appearance		
No. of contacts Anchors	M2.6 × 0.45	#4-40 UNC
	9	XM3C-0942-112LS XM3C-0942-132LS

■Dimensions

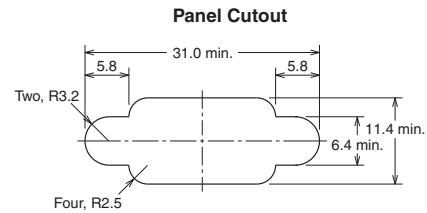
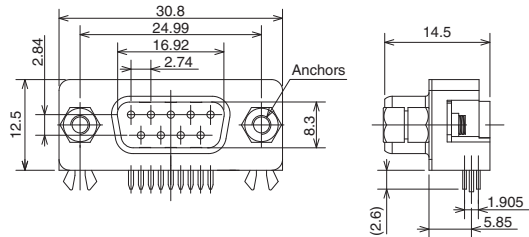
(Unit: mm)

Socket XM3B-0942-1□2LS



Note: Applicable board thickness: 1.0 or 1.6 mm.

Plug XM3C-0942-1□2LS



Note: Applicable panel thickness is 1.2 mm max.

Note: The mounting hole and panel cutout dimensions are the same for the Sockets and Plugs.

■Precautions

Precautions for Correct Use

- Insert the connector into the board and then simultaneously dip-solder the connector terminals and lock pins to the board.
- Pull or push the connector straight in or out when you connect or disconnect it. Twisting it may cause damage or faulty contact.
- Do not remove the anchors from the connector. Removing the anchors may cause damage or faulty contact.
- The Plugs cannot be secured to a panel.

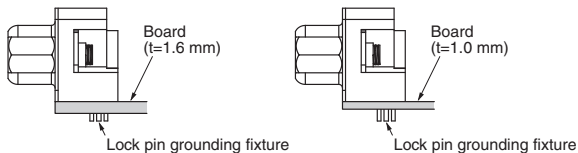
●Automatic Soldering

Automated Soldering Conditions (Jet Flow)

- (1) Soldering temperature: $250 \pm 5^\circ\text{C}$
- (2) Continuous soldering time: within 5 ± 1 s max.

●Mating

Do not connect the Connectors in the wrong direction, otherwise it may be damaged.



Please check each region's Terms & Conditions by region website.

OMRON Corporation

Electronic and Mechanical Components Company

Regional Contact

Americas

<https://www.components.omron.com/>

Asia-Pacific

<https://ecb.omron.com.sg/>

Korea

<https://www.omron-ecb.co.kr/>

Europe

<http://components.omron.eu/>

China

<https://www.ecb.omron.com.cn/>

Japan

<https://www.omron.co.jp/ecb/>

Mouser Electronics

Authorized Distributor

Click to View Pricing, Inventory, Delivery & Lifecycle Information:

Omron:

[XM3B-0942-132LS](#) [XM3C-0942-132LS](#)