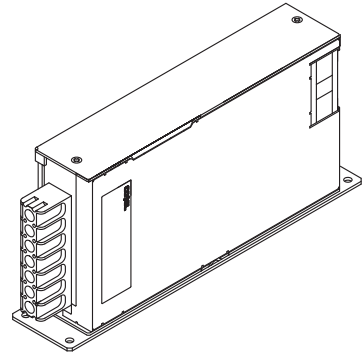


PLA · PJA Series Attachment

BASE Attachment

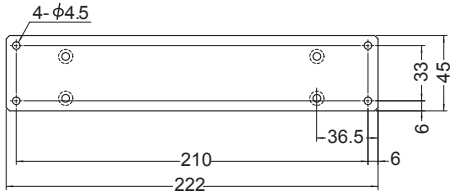
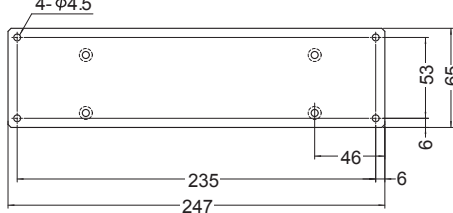
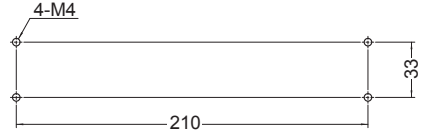

Plate model	Applicable models
F-PLA15-1	PLA15F
F-PLA30-1	PLA30F
F-PLA50-1	PLA50F
F-PLA100-1	PLA100F, PLA150F, PJA100F, PJA150F
F-PLA300-1	PLA300F, PJA300F
F-PLA600-1	PLA600F, PJA600F

Example (PLA300F)



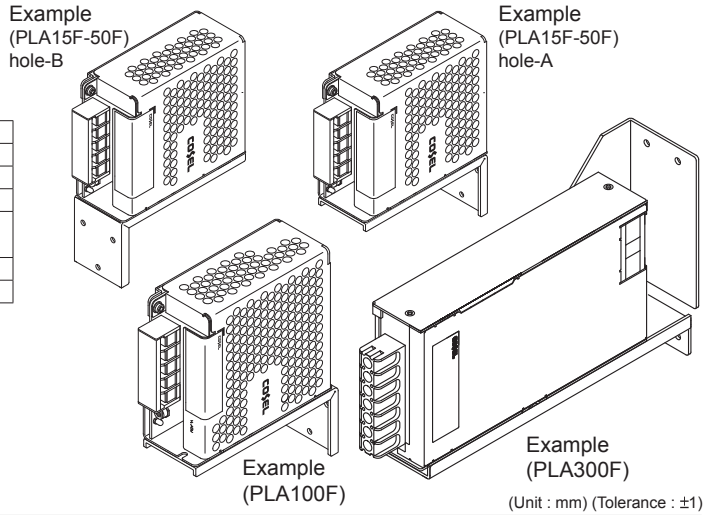
< TOP VIEW > (Unit : mm) (Tolerance : ±1)

F-PLA15-1		F-PLA30-1	
<p>Size</p> <ul style="list-style-type: none"> * Material : SECC * Thickness : 2.0 * Weight : 65g max 		<p>Size</p> <ul style="list-style-type: none"> * Material : SECC * Thickness : 2.0 * Weight : 75g max 	
<p>* M3 Flat screw is requested when mounting. Please check the instruction manual for the size of screw.</p>			
<p>Mounting hole size</p> <p>FRONT ←</p>		<p>Mounting hole size</p> <p>FRONT ←</p>	
F-PLA50-1		F-PLA100-1	
<p>Size</p> <ul style="list-style-type: none"> * Material : SECC * Thickness : 2.0 * Weight : 85g max 		<p>Size</p> <ul style="list-style-type: none"> * Material : SEHC * Thickness : 2.3 * hole-A : PLA/PJA100F * hole-B : PLA/PJA150F * Weight : 130g max 	
<p>* M3 Flat screw is requested when mounting. Please check the instruction manual for the size of screw.</p>			
<p>Mounting hole size</p> <p>FRONT ←</p>		<p>Mounting hole size</p> <p>FRONT ←</p>	

F-PLA300-1	F-PLA600-1
<p>Size</p>  <ul style="list-style-type: none"> * Material : SEHC * Thickness : 3.2 * Weight : 300g max 	<p>Size</p>  <ul style="list-style-type: none"> * Material : SEHC * Thickness : 3.2 * Weight : 460g max
<p style="text-align: center;">* M4 Flat screw is requested when mounting. Please check the instruction manual for the size of screw.</p>	
<p>Mounting hole size</p> <p>FRONT ←</p> 	<p>Mounting hole size</p> <p>FRONT ←</p> 

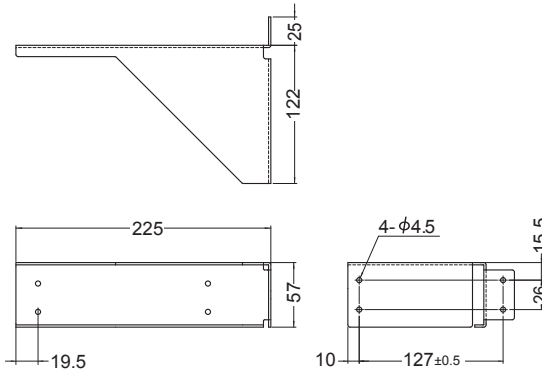
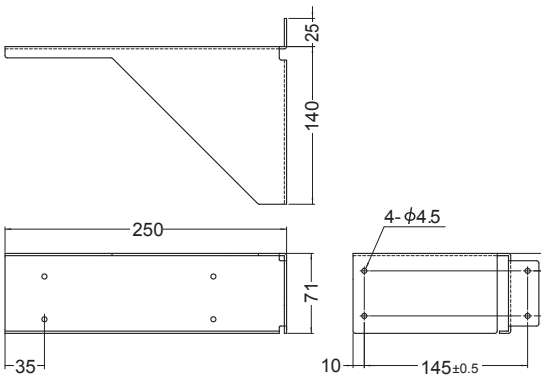
FRONT · REVERSE Attachment

Plate model	Applicable models
F-PLA15-2	PLA15F
F-PLA30-2	PLA30F
F-PLA50-2	PLA50F
F-PLA100-2	PLA100F, PLA150F, PJA100F, PJA150F
F-PLA300-2	PLA300F, PJA300F
F-PLA600-2	PLA600F, PJA600F



F-PLA15-2	F-PLA30-2
<p>Size</p> <p>★ Material : SECC ★ Thickness : 1.6 ★ Weight : 70g max</p>	<p>Size</p> <p>★ Material : SECC ★ Thickness : 1.6 ★ Weight : 80g max</p>
<p>★ M3 screw is requested when mounting. Please check the instruction manual for the size of screw.</p>	
F-PLA50-2	F-PLA100-2
<p>Size</p> <p>★ Material : SECC ★ Thickness : 1.6 ★ Weight : 85g max</p>	<p>Size</p> <p>★ Material : SECC ★ Thickness : 2.0 ★ hole-A : PLA/PJA100F ★ hole-B : PLA/PJA150F ★ Weight : 120g max</p>
<p>★ M3 screw is requested when mounting. Please check the instruction manual for the size of screw.</p>	

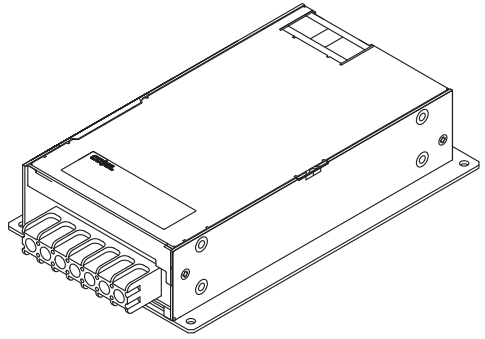
(Unit : mm) (Tolerance : ±1)

F-PLA300-2	F-PLA600-2
<p>Size</p>  <ul style="list-style-type: none"> * Material : SEHC * Thickness : 2.0 * Weight : 600g max 	<p>Size</p>  <ul style="list-style-type: none"> * Material : SEHC * Thickness : 2.0 * Weight : 800g max
<p>* M4 screw is requested when mounting. Please check the instruction manual for the size of screw.</p>	

BASE Attachment

Plate model	Applicable models
F-PLA300-3	PLA300F, PJA300F
F-PLA600-3	PLA600F, PJA600F

Example
(PLA300F)



< TOP VIEW > (Unit : mm) (Tolerance : ±1)

F-PLA300-3		F-PLA600-3	
Size	<ul style="list-style-type: none"> * Material : SEHC * Thickness : 3.2 * Weight : 750g max 	Size	<ul style="list-style-type: none"> * Material : SEHC * Thickness : 3.2 * Weight : 950g max
<p>* M4 Flat screw is requested when mounting. Please check the instruction manual for the size of screw.</p>			
Mounting hole size	<p>FRONT ←</p>	Mounting hole size	<p>FRONT ←</p>

Din rail Attachment Plate(PLA · PJA Series)

APPLICABLE TO MODEL

Din rail width : 35mm

Plate model	Model	screws for installation	
		Type	Qty
FD-PLA15-2	PLA15F	M3	2pcs
FD-PLA30-2	PLA30F		
FD-PLA50-2	PLA50F		
FD-PJA100-2	PJA100F, PLA100F		
FD-PJA150-2	PJA150F, PLA150F		

FD-PLA15-2, FD-PLA30-2, FD-PLA50-2 FD-PJA100-2, FD-PJA150-2 EXTERNAL VIEW

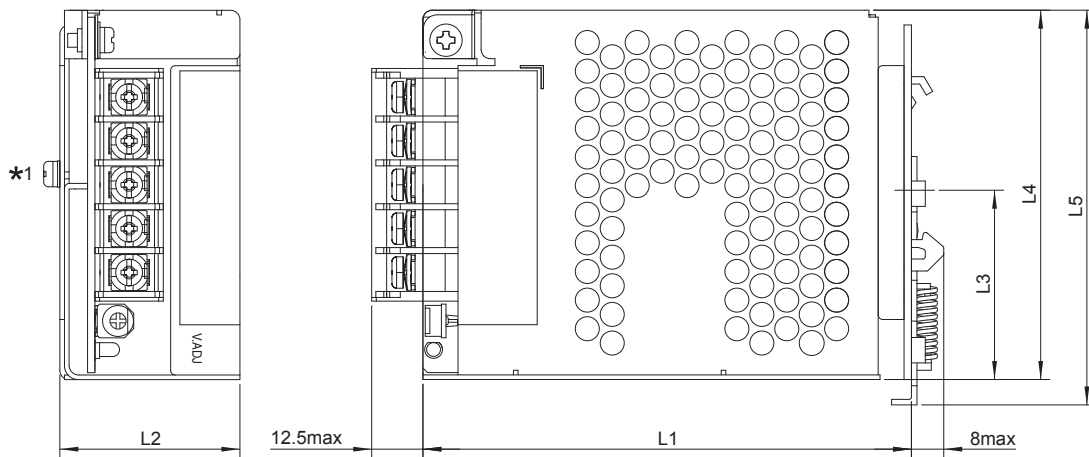


Plate model	Model	L1	L2	L3	L4	L5
FD-PLA15-2	PLA15F	80±2	39	46.5	80	85.5
FD-PLA30-2	PLA30F	95±2	39	46.5	80	85.5
FD-PLA50-2	PLA50F	106±2	39	46.5	80	85.5
FD-PJA100-2	PJA100F	113.5±2	42.6	57	97	102
FD-PJA150-2	PJA150F	133.5±2	42.6	57	97	102

* Material : SPCC (surface finishing : nickel plating)

* Thickness : FD-PLA15-2 : 1.0
 FD-PLA30-2 : 1.0
 FD-PLA50-2 : 1.0
 FD-PJA100-2 : 1.6
 FD-PJA150-2 : 1.6

* Tolerance : ±1

* 1 Screws for installation (attached to Plate)

* Weight : FD-PLA15-2 95g max
 FD-PLA30-2 105g max
 FD-PLA50-2 110g max
 FD-PJA100-2 170g max
 FD-PJA150-2 180g max

Harness to use the function is prepared in PLA series, PJA series.

The latest information is in our website

Mating harness

Model	Harness model #	Contents
PLA15F, PLA30F, PLA50F, PLA100F, PLA150F, PJA100F, PJA150F	H-IN-22	Input harness when I/O interface is connector type (option : -J)
PLA100F, PLA150F, PJA100F, PJA150F	H-OU-37	Output harness when I/O interface is connector type (option : -J)
PLA15F, PLA30F, PLA50F	H-OU-38	Output harness when I/O interface is connector type (option : -J)
PJA100F, PJA150F	H-IN-26	Input harness when I/O interface is connector type (option : -J1)
PJA100F, PJA150F	H-OU-44	Output harness when I/O interface is connector type (option : -J1)
PLA100F, PLA150F, PJA100F, PJA150F	H-RC-1	Harness for using option : -R
PLA300F, PJA300F	H-RC-6	Harness for using option : -R
PLA600F, PJA600F, PJA1000F, PJA1500F	H-PA-9	Harness for parallel operation (option: -W)
	H-SN-32	Harness for using all functions of option -W and -R
	H-SN-33	Harness for using all functions except remote sensing of option -W and -R
	H-RC-5	Harness for using a function of option -R
PLA300F, PLA600F, PJA300F, PJA600F, PJA1000F, PJA1500F	H-SN-18	Harness for using option : -V

* These harnesses are used for product which includes option.

<p>●Model number H-IN-22</p> <p>Housing : 1-1123722-5 (Tyco Electronics AMP) Pin : 1123721-1 or 1318912-1 (Tyco Electronics AMP) Weight : 30g max</p>	<p>●Type</p>	<p>●Wire</p> <table border="1"> <thead> <tr> <th>Pin #</th> <th>Wire</th> <th>AWG</th> <th>Color</th> <th>Length ℓ (mm)</th> </tr> </thead> <tbody> <tr> <td>1</td> <td>UL1015</td> <td>18</td> <td>green</td> <td>500</td> </tr> <tr> <td>2</td> <td></td> <td></td> <td></td> <td></td> </tr> <tr> <td>3</td> <td>UL1015</td> <td>18</td> <td>white</td> <td>500</td> </tr> <tr> <td>4</td> <td></td> <td></td> <td></td> <td></td> </tr> <tr> <td>5</td> <td>UL1015</td> <td>18</td> <td>black</td> <td>500</td> </tr> </tbody> </table>	Pin #	Wire	AWG	Color	Length ℓ (mm)	1	UL1015	18	green	500	2					3	UL1015	18	white	500	4					5	UL1015	18	black	500
Pin #	Wire	AWG	Color	Length ℓ (mm)																												
1	UL1015	18	green	500																												
2																																
3	UL1015	18	white	500																												
4																																
5	UL1015	18	black	500																												
<p>●Model number H-OU-37</p> <p>Housing : 1-1123722-6 (Tyco Electronics AMP) Pin : 1123721-1 or 1318912-1 (Tyco Electronics AMP) Weight : 60g max</p>	<p>●Type</p>	<p>●Wire</p> <table border="1"> <thead> <tr> <th>Pin #</th> <th>Wire</th> <th>AWG</th> <th>Color</th> <th>Length ℓ (mm)</th> </tr> </thead> <tbody> <tr> <td>1 - 3</td> <td>UL1015</td> <td>18</td> <td>red</td> <td>500</td> </tr> <tr> <td>4 - 6</td> <td>UL1015</td> <td>18</td> <td>black</td> <td>500</td> </tr> </tbody> </table>	Pin #	Wire	AWG	Color	Length ℓ (mm)	1 - 3	UL1015	18	red	500	4 - 6	UL1015	18	black	500															
Pin #	Wire	AWG	Color	Length ℓ (mm)																												
1 - 3	UL1015	18	red	500																												
4 - 6	UL1015	18	black	500																												
<p>●Model number H-OU-38</p> <p>Housing : 1-1123722-4 (Tyco Electronics AMP) Pin : 1123721-1 or 1318912-1 (Tyco Electronics AMP) Weight : 40g max</p>	<p>●Type</p>	<p>●Wire</p> <table border="1"> <thead> <tr> <th>Pin #</th> <th>Wire</th> <th>AWG</th> <th>Color</th> <th>Length ℓ (mm)</th> </tr> </thead> <tbody> <tr> <td>1, 2</td> <td>UL1015</td> <td>18</td> <td>red</td> <td>500</td> </tr> <tr> <td>3, 4</td> <td>UL1015</td> <td>18</td> <td>black</td> <td>500</td> </tr> </tbody> </table>	Pin #	Wire	AWG	Color	Length ℓ (mm)	1, 2	UL1015	18	red	500	3, 4	UL1015	18	black	500															
Pin #	Wire	AWG	Color	Length ℓ (mm)																												
1, 2	UL1015	18	red	500																												
3, 4	UL1015	18	black	500																												
<p>●Model number H-IN-26</p> <p>Housing : VHR-5N (J.S.T.) Pin : SVH-21T-P1.1 (J.S.T.) Weight : 30g max</p>	<p>●Type</p>	<p>●Wire</p> <table border="1"> <thead> <tr> <th>Pin #</th> <th>Wire</th> <th>AWG</th> <th>Color</th> <th>Length ℓ (mm)</th> </tr> </thead> <tbody> <tr> <td>1</td> <td>UL1015</td> <td>18</td> <td>green</td> <td>500</td> </tr> <tr> <td>2</td> <td></td> <td></td> <td></td> <td></td> </tr> <tr> <td>3</td> <td>UL1015</td> <td>18</td> <td>white</td> <td>500</td> </tr> <tr> <td>4</td> <td></td> <td></td> <td></td> <td></td> </tr> <tr> <td>5</td> <td>UL1015</td> <td>18</td> <td>black</td> <td>500</td> </tr> </tbody> </table>	Pin #	Wire	AWG	Color	Length ℓ (mm)	1	UL1015	18	green	500	2					3	UL1015	18	white	500	4					5	UL1015	18	black	500
Pin #	Wire	AWG	Color	Length ℓ (mm)																												
1	UL1015	18	green	500																												
2																																
3	UL1015	18	white	500																												
4																																
5	UL1015	18	black	500																												
<p>●Model number H-OU-44</p> <p>Housing:VHR-6N(J.S.T.) Pin:SVH-21T-P1.1(J.S.T.) Weight :60g max</p>	<p>●Type</p>	<p>●Wire</p> <table border="1"> <thead> <tr> <th>Pin #</th> <th>Wire</th> <th>AWG</th> <th>Color</th> <th>Length ℓ (mm)</th> </tr> </thead> <tbody> <tr> <td>1 - 3</td> <td>UL1015</td> <td>18</td> <td>red</td> <td>500</td> </tr> <tr> <td>4 - 6</td> <td>UL1015</td> <td>18</td> <td>black</td> <td>500</td> </tr> </tbody> </table>	Pin #	Wire	AWG	Color	Length ℓ (mm)	1 - 3	UL1015	18	red	500	4 - 6	UL1015	18	black	500															
Pin #	Wire	AWG	Color	Length ℓ (mm)																												
1 - 3	UL1015	18	red	500																												
4 - 6	UL1015	18	black	500																												

●Model number
H-RC-1

Housing : XHP-2 (J.S.T.)
Pin : SXH-001T-P0.6 (J.S.T.)
Weight : 7g max

●Type

●Wire

Pin #	Wire	AWG	Color	Length l (mm)
1	UL1007	22	orange	500
2	UL1007	22	blue	500

●Model number
H-RC-6

Housing : XAP-02V-1 (J.S.T.)
Pin : SXA-001T-P0.6(J.S.T.)
Weight : 7g max

●Type

●Wire

Pin #	Wire	AWG	Color	Length l (mm)
1	UL1007	22	orange	500
2	UL1007	22	blue	500

●Model number
H-PA-9

Housing : PHDR-10VS(J.S.T.)
Pin : SPHD-002T-P0.5(J.S.T.)
Weight : 4g max

●Type

●Wire

Pin #	Wire	AWG	Color	Length l (mm)
1	-	-	-	-
2	UL1061	28	red	270
3	UL1061	28	orange	270
4	UL1061	28	purple	270
5	-	-	-	-
6	-	-	-	-
7	UL1061	28	green	270
8	-	-	-	-
9	-	-	-	-
10	UL1061	28	black	270

●Model number
H-SN-32

Housing : PHDR-10VS(J.S.T.)
Pin : SPHD-002T-P0.5(J.S.T.)
Weight : 7g max

●Type

●Wire

Pin #	Wire	AWG	Color	Length l (mm)
1	-	-	-	-
2	UL1061	28	red	500
3	UL1061	28	orange	500
4	UL1061	28	purple	500
5	UL1061	28	yellow	500
6	UL1061	28	blue	500
7	UL1061	28	green	500
8	-	-	-	-
9	-	-	-	-
10	UL1061	28	black	500

●Model number
H-SN-33

Housing : PHDR-10VS(J.S.T.)
Pin : SPHD-002T-P0.5(J.S.T.)
Weight : 6g max

●Type

●Wire

Pin #	Wire	AWG	Color	Length l (mm)
1	-	-	-	-
2	-	-	-	-
3	UL1061	28	orange	500
4	UL1061	28	purple	500
5	UL1061	28	yellow	500
6	UL1061	28	blue	500
7	UL1061	28	green	500
8	-	-	-	-
9	-	-	-	-
10	UL1061	28	black	500

●Model number
H-RC-5

Housing : PHDR-10VS(J.S.T.)
Pin : SPHD-002T-P0.5(J.S.T.)
Weight : 3g max

●Type

●Wire

Pin #	Wire	AWG	Color	Length l (mm)
1	-	-	-	-
2	-	-	-	-
3	UL1061	28	orange	500
4	UL1061	28	purple	500
5	-	-	-	-
6	-	-	-	-
7	-	-	-	-
8	-	-	-	-
9	-	-	-	-
10	-	-	-	-

Mouser Electronics

Authorized Distributor

Click to View Pricing, Inventory, Delivery & Lifecycle Information:

Cosel:

H-RC-1