

## Coupler connector - RF-12P2S8A9002 - 1607265

Please be informed that the data shown in this PDF Document is generated from our Online Catalog. Please find the complete data in the user's documentation. Our General Terms of Use for Downloads are valid (<http://phoenixcontact.com/download>)




Coupler connector, straight, Screw locking, M23, number of positions: 12, type of contact: Pin, Crimp connection, shielded: yes, cable diameter range: 6 mm ... 10 mm

The figure shows the product version with standard contact chamber numbering

RoHS

### Key Commercial Data

Packing unit	20 pc
GTIN	 4 046356 268301
GTIN	4046356268301

### Technical data

#### General

Note	Order information: Order crimp contacts Ø 1 mm separately
Type of locking	Screw locking
Direction of rotation of contact chamber numbering	Counter direction
Coding	S
Contact connection method	Crimp connection
Type of contacts	Pin
Number of positions	12
Contact diameter of power contacts	1 mm
Nominal current per power contact at 25°C	8 A
Conductor entry	6 mm ... 10 mm
Pg housing screw connection	none

#### Ambient conditions

Ambient temperature	-40 °C ... 125 °C
Degree of protection	IP67

#### Material

Coupler connector - RF-12P2S8A9002 - 1607265

Technical data

Material

Housing material	Turned parts: copper zinc alloy (CuZn), die-cast parts: zinc (GD-Zn)
Insulator material	PA 6.6
Gasket and O-ring material	FPM

Specifications according to DIN EN 61984:2001

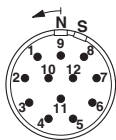
Installation height max.	2000 m
Nominal / operating voltage of power contacts	150 V
Rated surge voltage of power contacts	2.5 kV
Overvoltage category of power contacts	III
Degree of pollution of power contacts	3
Overvoltage category of signal contacts	III
Degree of pollution of signal contacts	3

Environmental Product Compliance

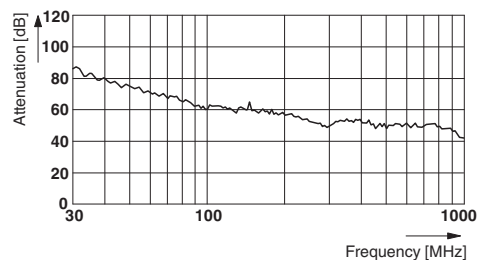
REACH SVHC	Lead 7439-92-1
China RoHS	Environmentally Friendly Use Period = 50
	For details about hazardous substances go to tab "Downloads", Category "Manufacturer's declaration"

Drawings

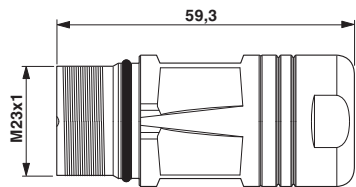
Schematic diagram



Diagram



Dimensional drawing



Approvals

Approvals

## Coupler connector - RF-12P2S8A9002 - 1607265


### Approvals


#### Approvals

UL Recognized / cUL Recognized / EAC / cULus Recognized

#### Ex Approvals

#### Approval details

UL Recognized		<a href="http://database.ul.com/cgi-bin/XYV/template/LISEXT/1FRAME/index.htm">http://database.ul.com/cgi-bin/XYV/template/LISEXT/1FRAME/index.htm</a>	FILE E 153698
Nominal voltage UN		125 V	
Nominal current IN		5 A	
mm²/AWG/kcmil		20	

cUL Recognized		<a href="http://database.ul.com/cgi-bin/XYV/template/LISEXT/1FRAME/index.htm">http://database.ul.com/cgi-bin/XYV/template/LISEXT/1FRAME/index.htm</a>	FILE E 153698
Nominal voltage UN		125 V	
Nominal current IN		5 A	
mm²/AWG/kcmil		20	

EAC		B.01742
-----	---	---------

cULus Recognized	
------------------	---

Phoenix Contact 2018 © - all rights reserved  
<http://www.phoenixcontact.com>

PHOENIX CONTACT GmbH & Co. KG  
Flachsmarktstr. 8  
32825 Blomberg  
Germany  
Tel. +49 5235 300  
Fax +49 5235 3 41200  
<http://www.phoenixcontact.com>

# Mouser Electronics

Authorized Distributor

Click to View Pricing, Inventory, Delivery & Lifecycle Information:

Phoenix Contact:

1607265