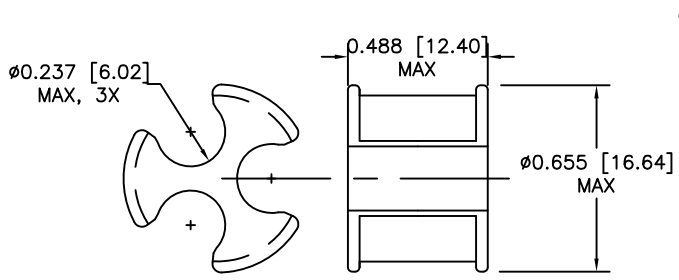
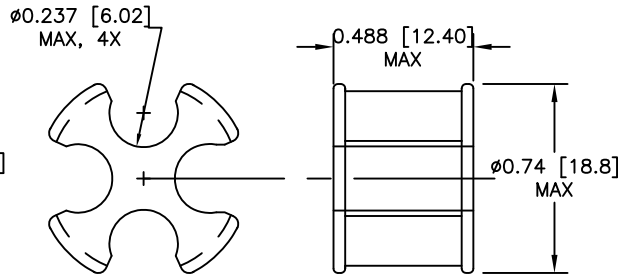


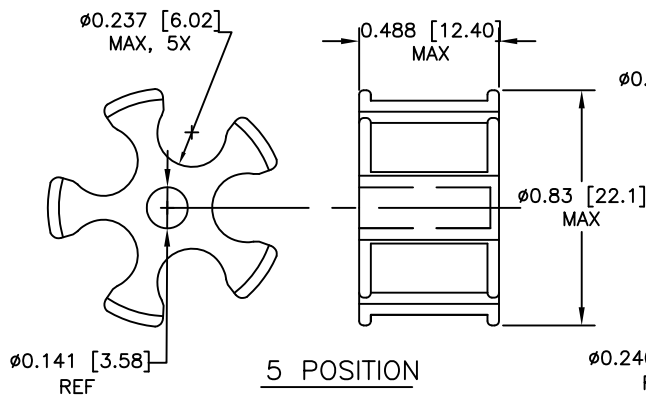
REVISIONS			
LTR	DESCRIPTION	DATE	APPROVED
C	REVISED PER ECO-14-008930	06/12/2014	I. MYONG



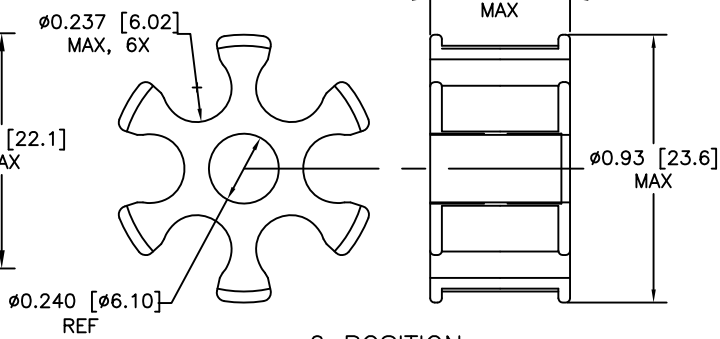
3 POSITION



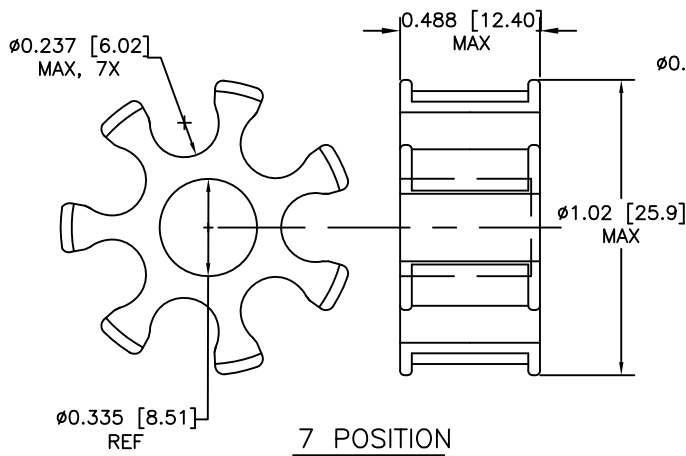
4 POSITION



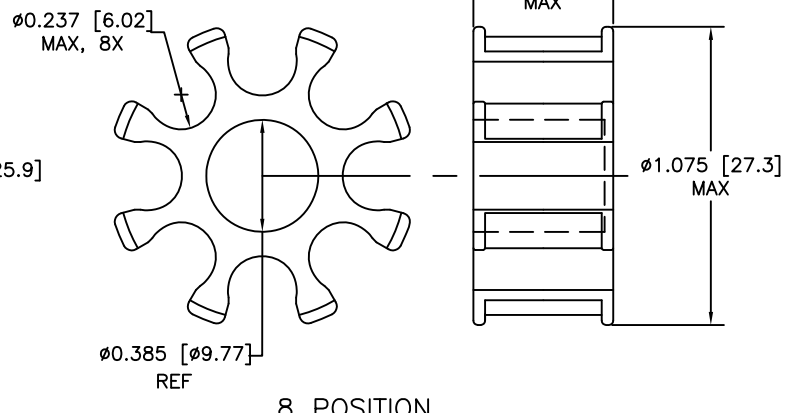
5 POSITION



6 POSITION




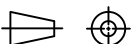
7 POSITION

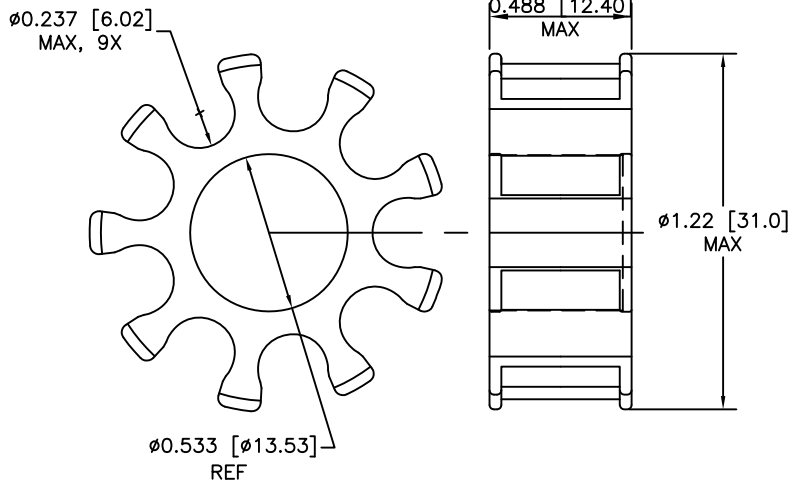


8 POSITION

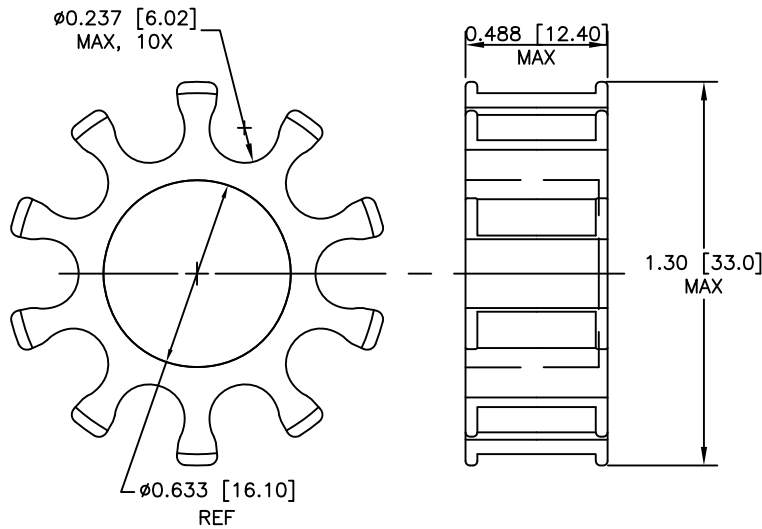
©2014 TE CONNECTIVITY LTD. FAMILY OF COMPANIES. ALL RIGHTS RESERVED  
 TE CONNECTIVITY (LOGO) AND TE (LOGO) ARE TRADEMARKS.  
 OTHER LOGOS, PRODUCT AND/OR COMPANY NAMES MAY BE TRADEMARKS OF THEIR RESPECTIVE OWNERS.

**Raychem Adapters  
 CUSTOMER DRAWING**

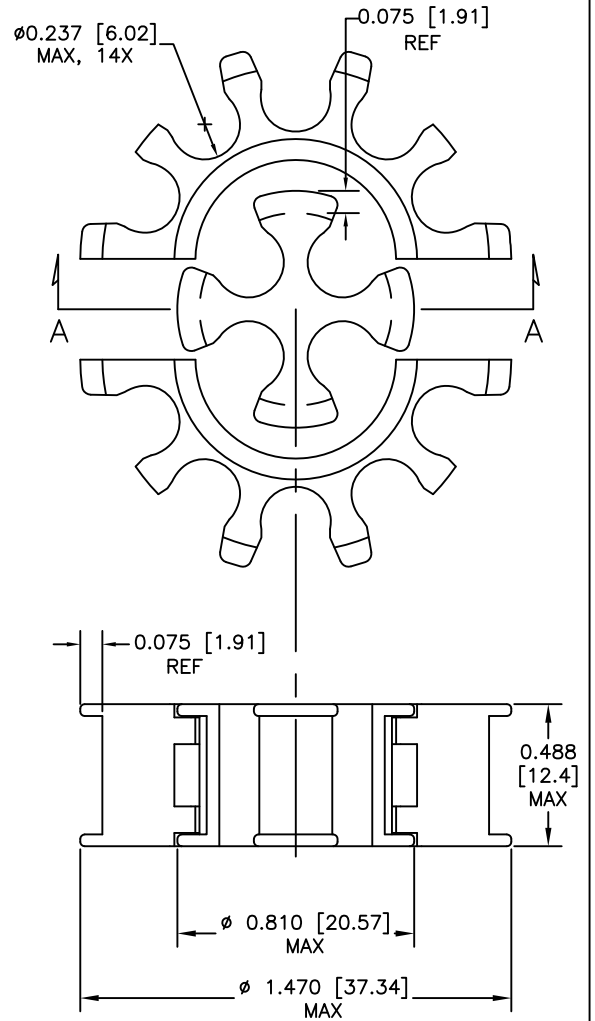
UNLESS OTHERWISE SPECIFIED, DIMENSIONS ARE IN INCHES. METRIC DIMENSIONS ARE IN BRACKETS AS REFERENCE.	DRAWN	DATE		CONNECTIVITY
	P. TALLY	02/16/2007		
	CHECKED	DATE		
TYCO ELECTRONICS RESERVES THE RIGHT TO CHANGE THIS DRAWING AT ANYTIME. USERS SHOULD EVALUATE THE SUITABILITY OF THE PRODUCT FOR THEIR APPLICATION.	M. PIOZET	02/16/2007	TITLE	STAR, MULTI-POSITION HEXASHIELD-F EMI TERMINATION SYSTEM
	APPROVED	DATE		
DECIMAL TOLERANCES: .XXX ±.010 [0,25mm] .XX ±.02 [0,51mm] .X ±.1 [2,54mm] ANGULAR TOLERANCE: .X ±1'	I. MYONG	08/14/2009	SIZE	REV
	CAD FILE NAME: FLX40-02X-XX.dwg		A	C
	THIRD ANGLE PROJECTION: 		CAGE	DWG. NO.
			06090	FLX40-02X-XX
			DO NOT SCALE THIS DRAWING	
			SHEET 1 OF 6	



9 POSITION



10 POSITION



SECTION A-A

14 POSITION

If this document is printed it becomes uncontrolled. Check for the latest revision

**Raychem Adapters  
CUSTOMER DRAWING**



DO NOT  
SCALE THIS  
DRAWING

SIZE  
A

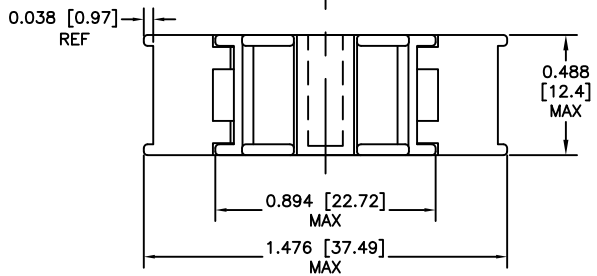
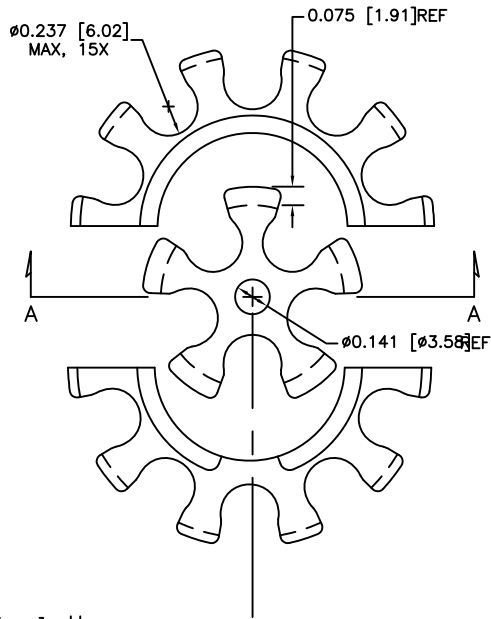
CAGE  
06090

SHEET  
2 OF 6

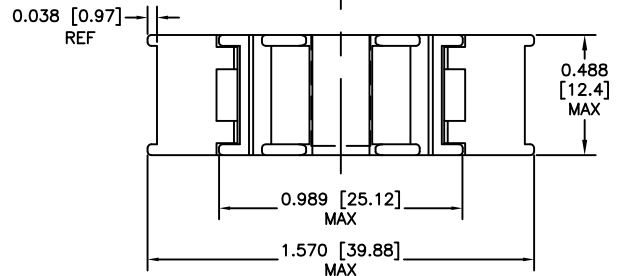
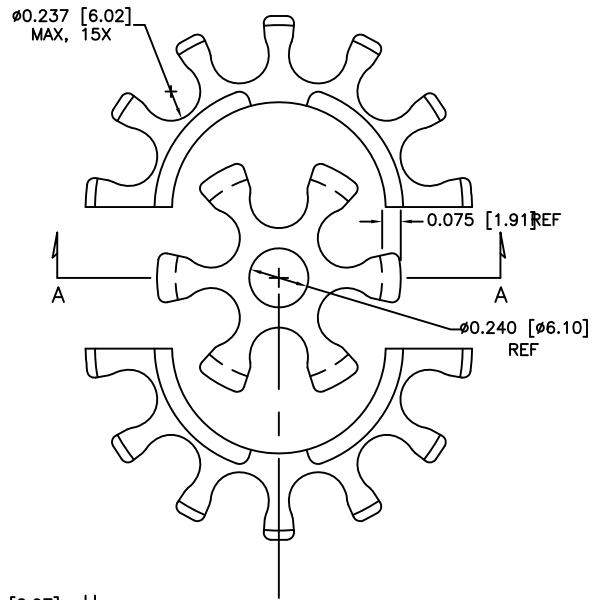
DWG. NO.

FLX40-02X-XX

REV  
C



SECTION A-A  
15 POSITION



SECTION A-A  
18 POSITION

If this document is printed it becomes uncontrolled. Check for the latest revision

Raychem Adapters  
CUSTOMER DRAWING



DO NOT  
SCALE THIS  
DRAWING

SIZE  
A

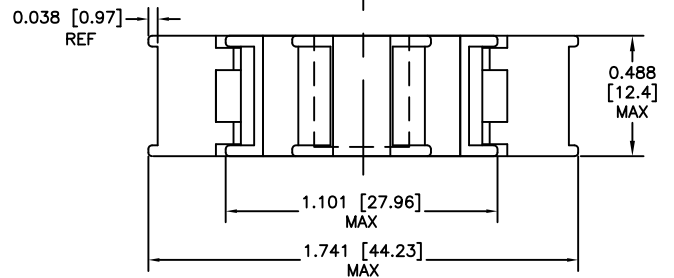
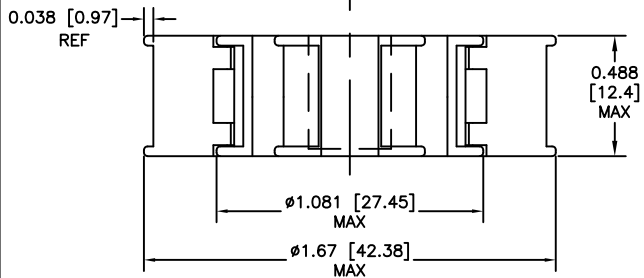
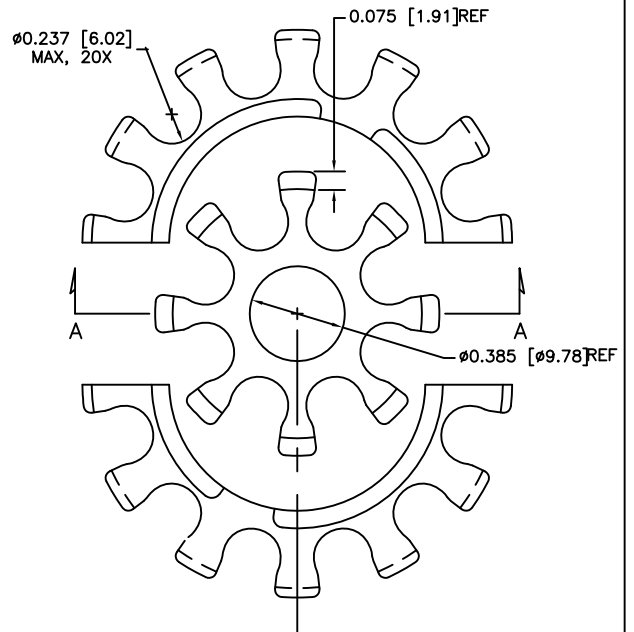
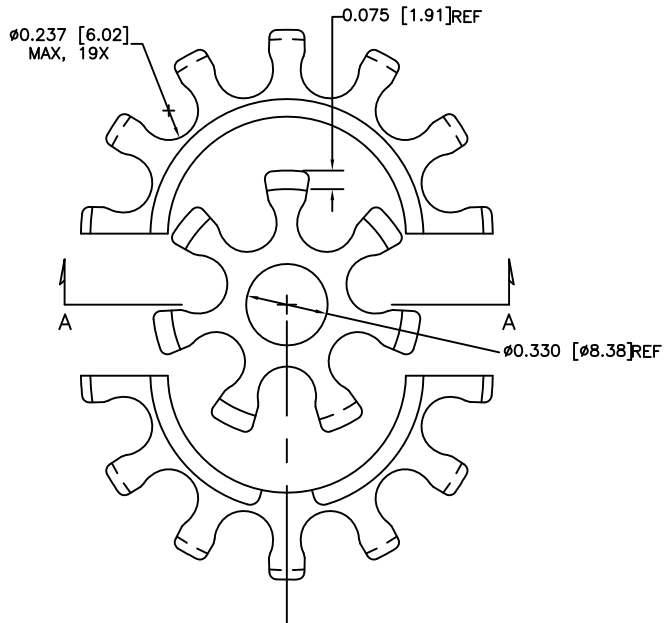
CAGE  
06090

SHEET  
3 OF 6

DWG. NO.

FLX40-02X-XX

REV  
C



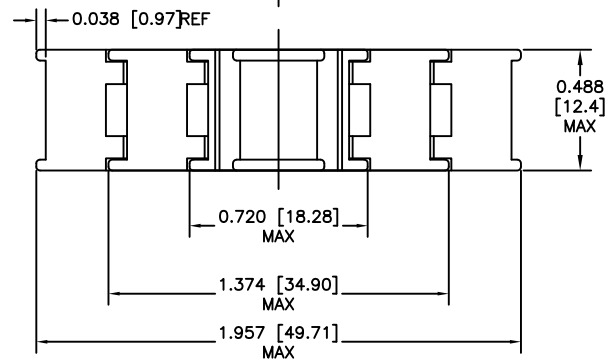
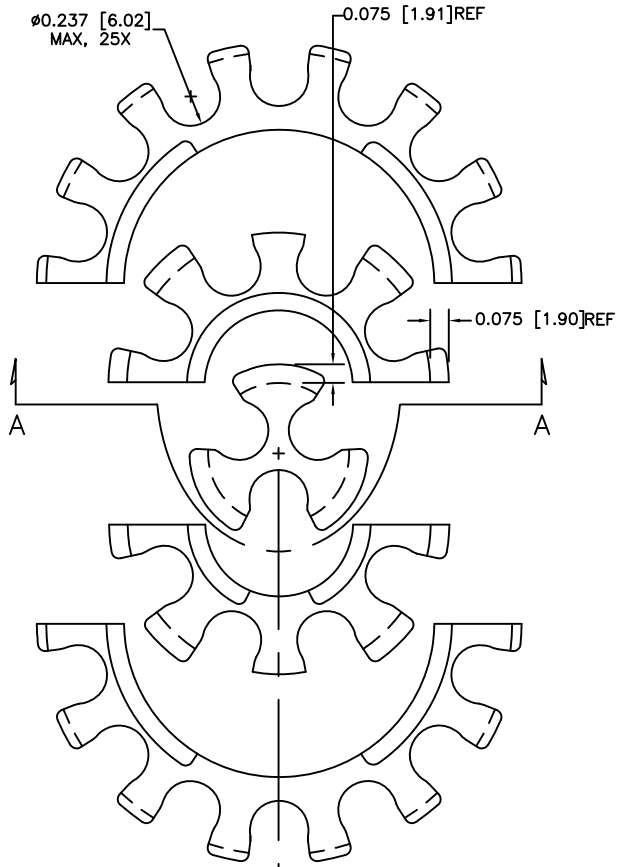
SECTION A-A  
19 POSITION

SECTION A-A  
20 POSITION

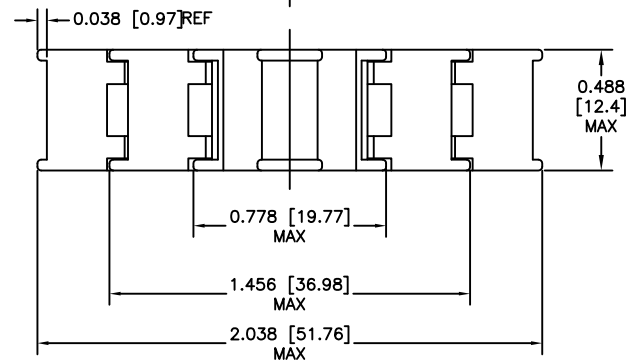
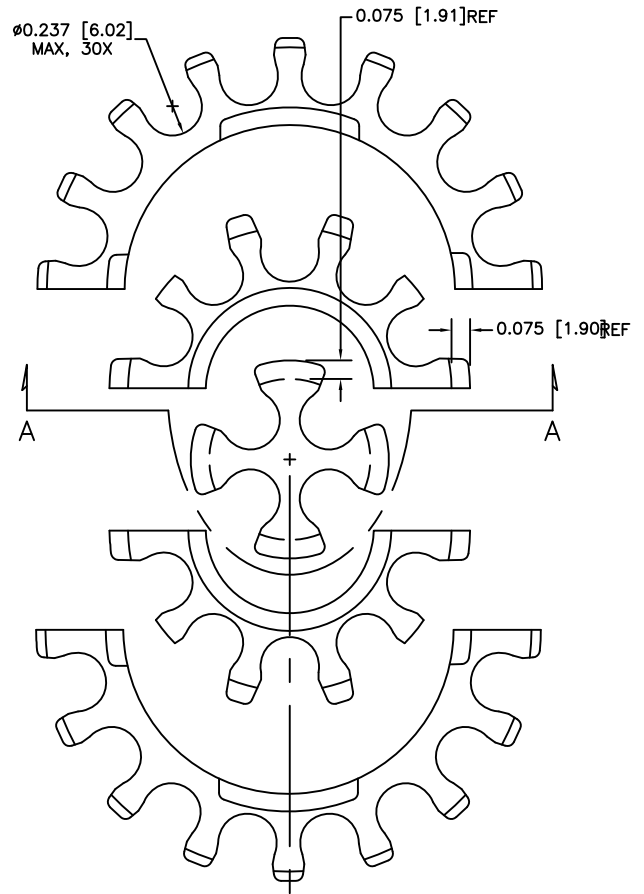
If this document is printed it becomes uncontrolled. Check for the latest revision

Raychem Adapters  
CUSTOMER DRAWING

	DO NOT SCALE THIS DRAWING	SIZE	CAGE	SHEET	DWG. NO.	REV
		A	06090	4 OF 6	FLX40-02X-XX	C




SECTION A-A  
25 POSITION



SECTION A-A  
30 POSITION

If this document is printed it becomes uncontrolled. Check for the latest revision

Raychem Adapters  
CUSTOMER DRAWING

	DO NOT SCALE THIS DRAWING	SIZE	CAGE	SHEET	DWG. NO.	REV
		A	06090	5 OF 6	FLX40-02X-XX	C

## MATERIAL:

BASE METAL – ALUMINUM ALLOY 6061-T651 OR EN AW 2011-T3.

## PLATINGS:

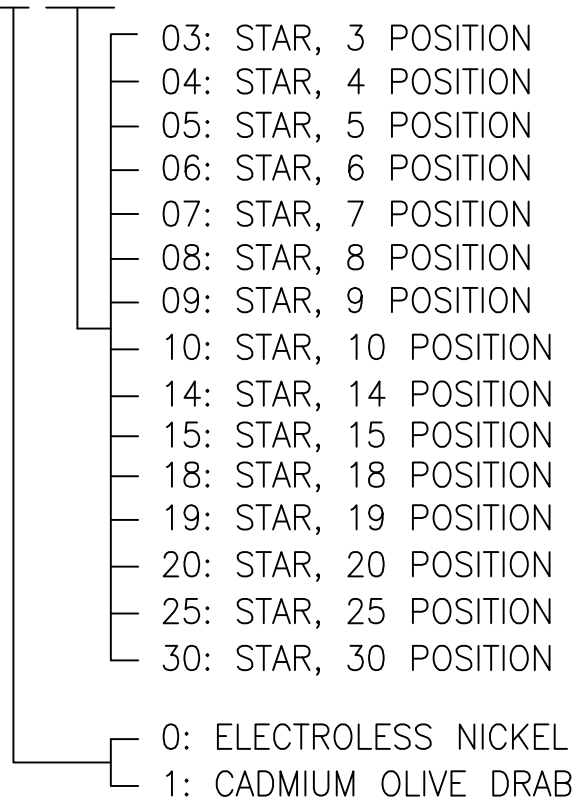
- ELECTROLESS NICKEL CONFORMING TO SAE AMS-C-26074, CLASS 4, GRADE C.
- CADMIUM OLIVE OLIVE DRAB CONFORMING TO SAE AMS-QQ-P-416 TYPE III, CLASS 3 (500 HOUR SALT SPRAY).

## APPLICATION:

1. THESE DEVICES ARE DESIGNED TO BE USED IN A HEXASHIELD-F EMI TERMINATION SYSTEM.

## PART NUMBERING:

**FLX40-02X-XX**



If this document is printed it becomes uncontrolled. Check for the latest revision

**Raychem Adapters  
 CUSTOMER DRAWING**



DO NOT  
SCALE THIS  
DRAWING

SIZE  
A

CAGE  
06090

SHEET  
6 OF 6

DWG. NO.

FLX40-02X-XX

REV  
C

# Mouser Electronics

Authorized Distributor

Click to View Pricing, Inventory, Delivery & Lifecycle Information:

[TE Connectivity:](#)

[FLX40-020-10-CS8651](#) [FLX40-020-04-CS8651](#)