

20

RELEASED FOR PUBLICATION

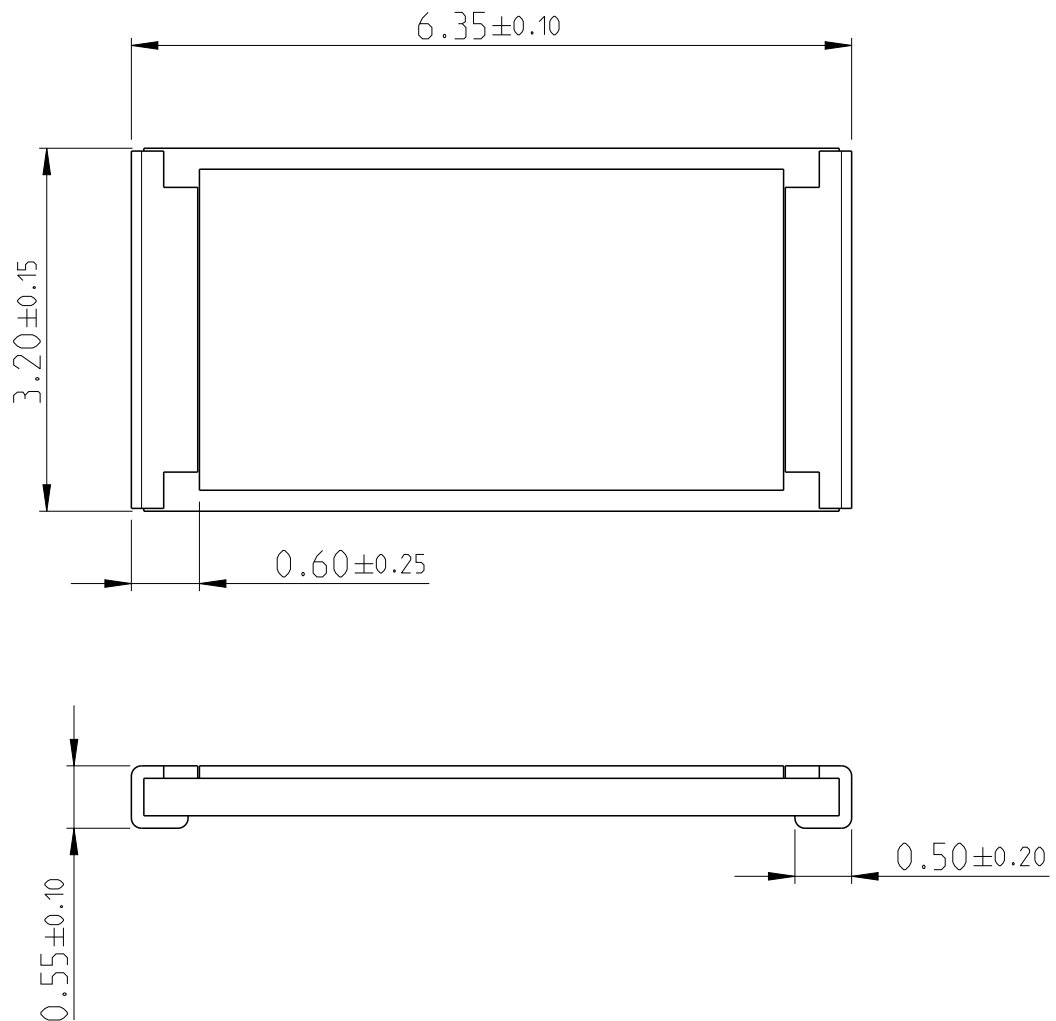
ALL RIGHTS RESERVED.

THIS DRAWING IS UNPUBLISHED.

BY -

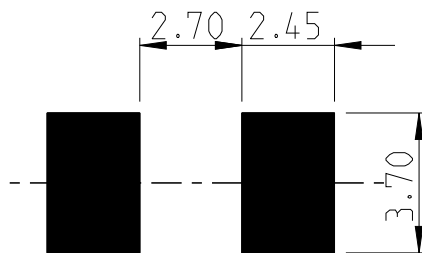
© COPYRIGHT 20

LOC	DIST	REVISIONS					
		P	LTR	DESCRIPTION	DATE	DWN	APVD
—	—						
			BC	ECR-16-000748	18JAN2016	KR	TN

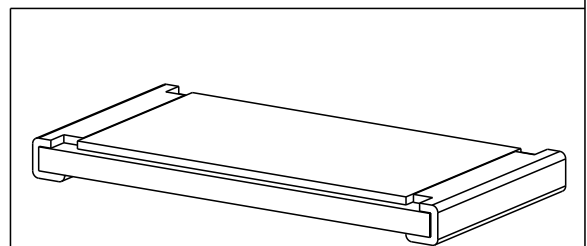



FOR FURTHER INFORMATION SEE DATA SHEET FOR 3521 SERIES

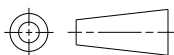
RoHS Compliant



PDB LAYOUT PLAN



DIMENSIONS:		DWN	15MAR2012	MATERIAL		FINISH		
mm		DARSHAN MS		-		-		
TOLERANCES UNLESS OTHERWISE SPECIFIED:		CHK	15MAR2012	<div>TE Connectivity</div>				
		ALLAN P						
		APVD	15MAR2012					
		STEPHEN.P						
0 PLC ±		PRODUCT SPEC		NAME SMD POWER RESISTORS - TYPE 3521 SERIES				
1 PLC ±0.5		-						
2 PLC ±0.13		APPLICATION SPEC		SIZECAGE CODEDRAWING NORESTRICTED TO				
3 PLC ±0.013								
4 PLC ±0.0001		-		A 400779C-2176070-				
ANGLES ±		WEIGHT 0.03806 Gram						
Customer Drawing				SCALE 40:1		SHEET 1 OF 1		REV BC



Mouser Electronics

Authorized Distributor

Click to View Pricing, Inventory, Delivery & Lifecycle Information:

[TE Connectivity:](#)

[352112RFT](#)