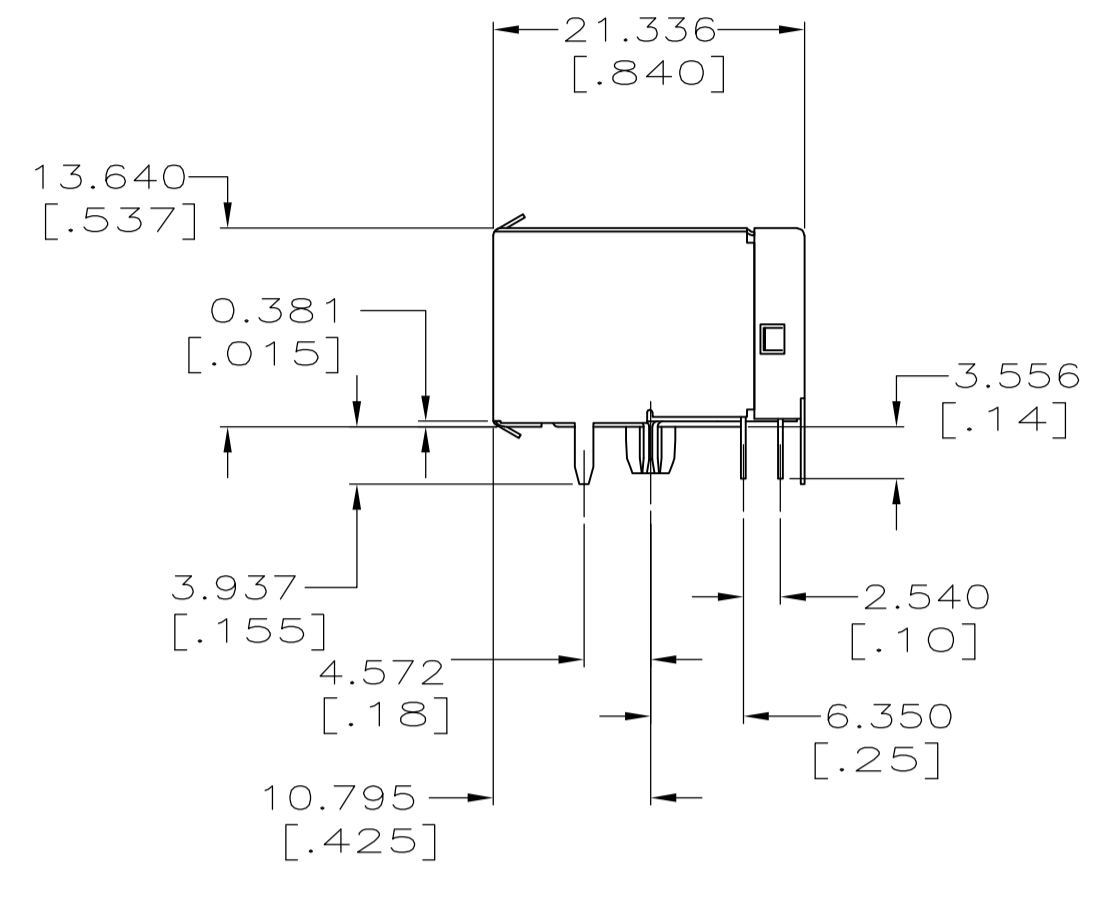
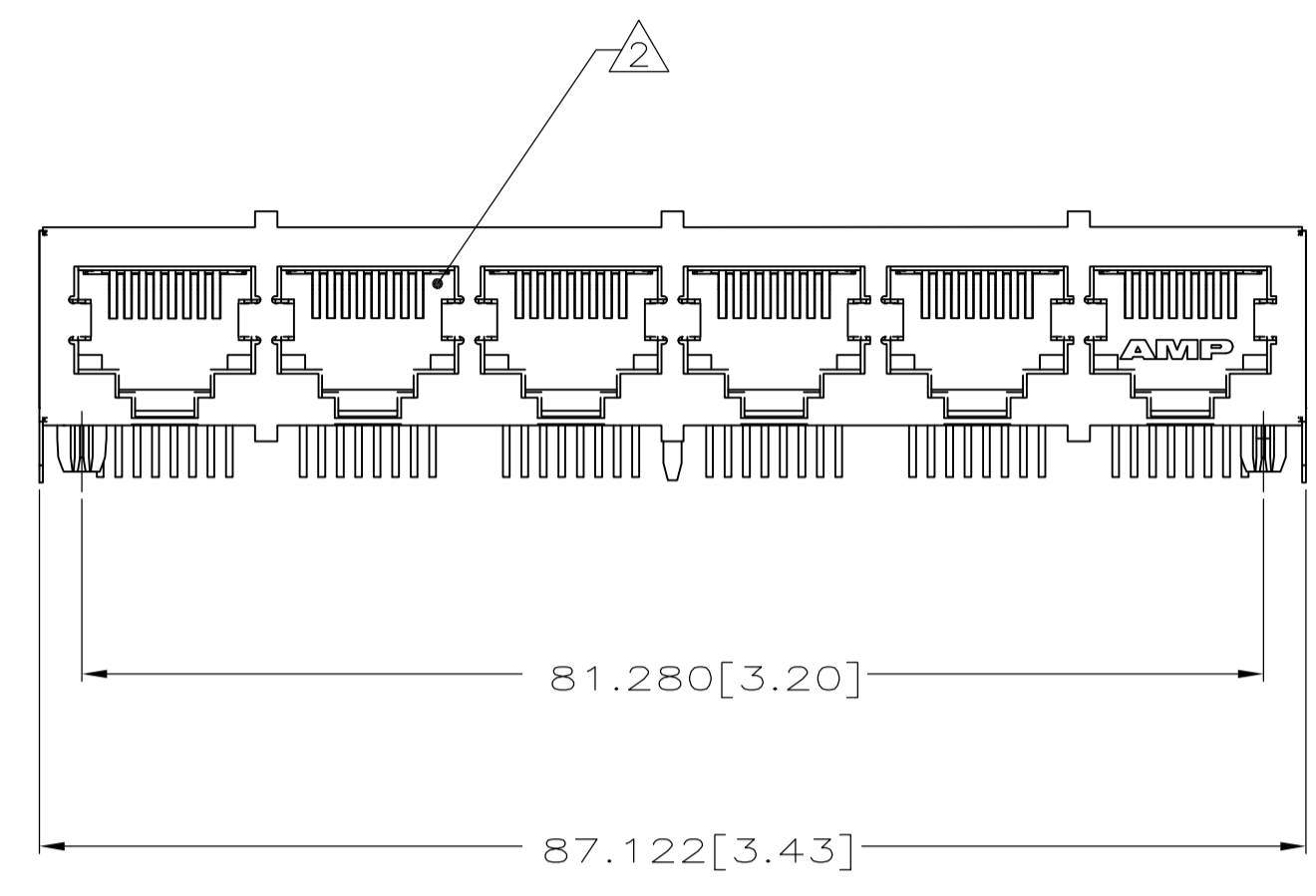
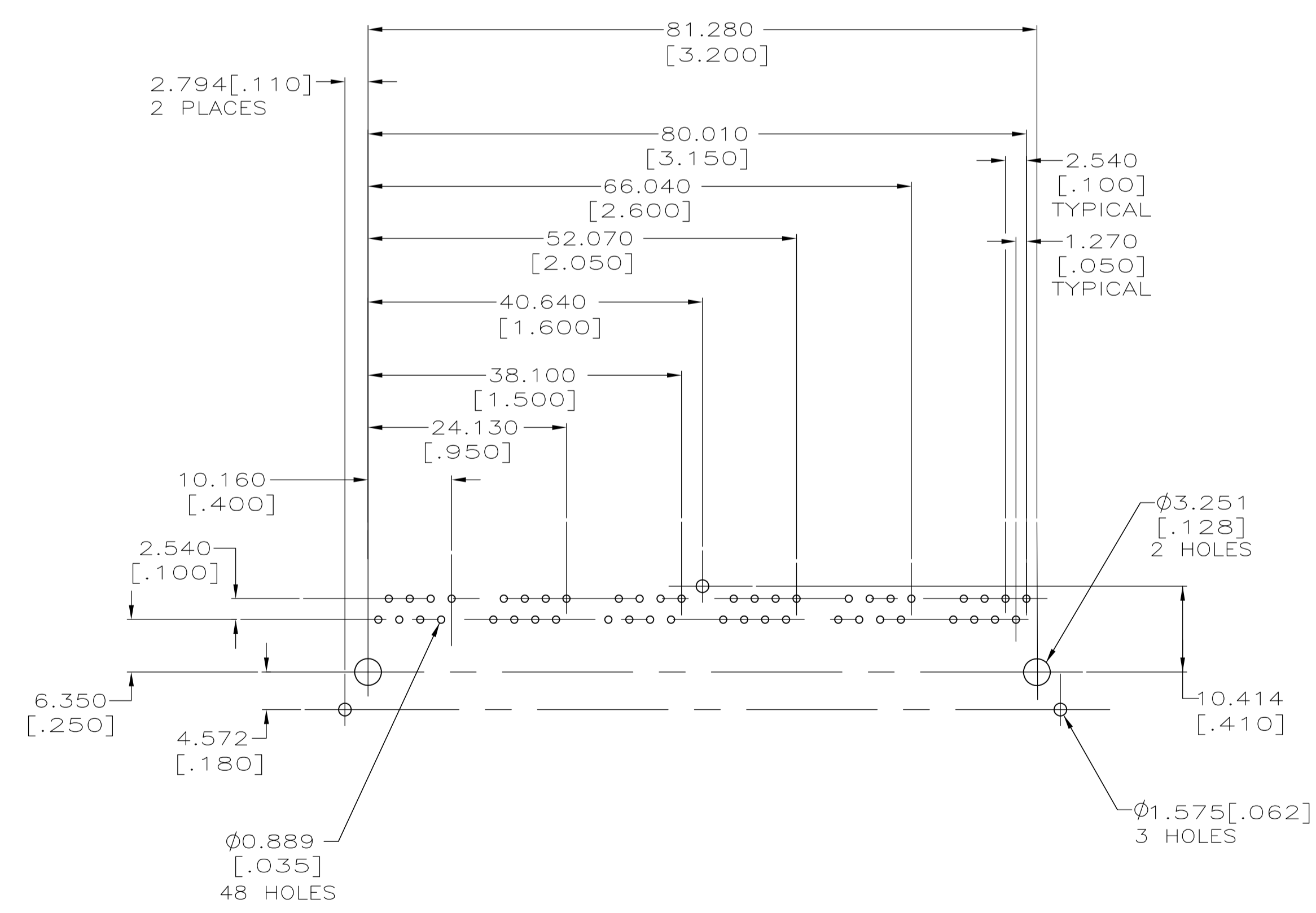


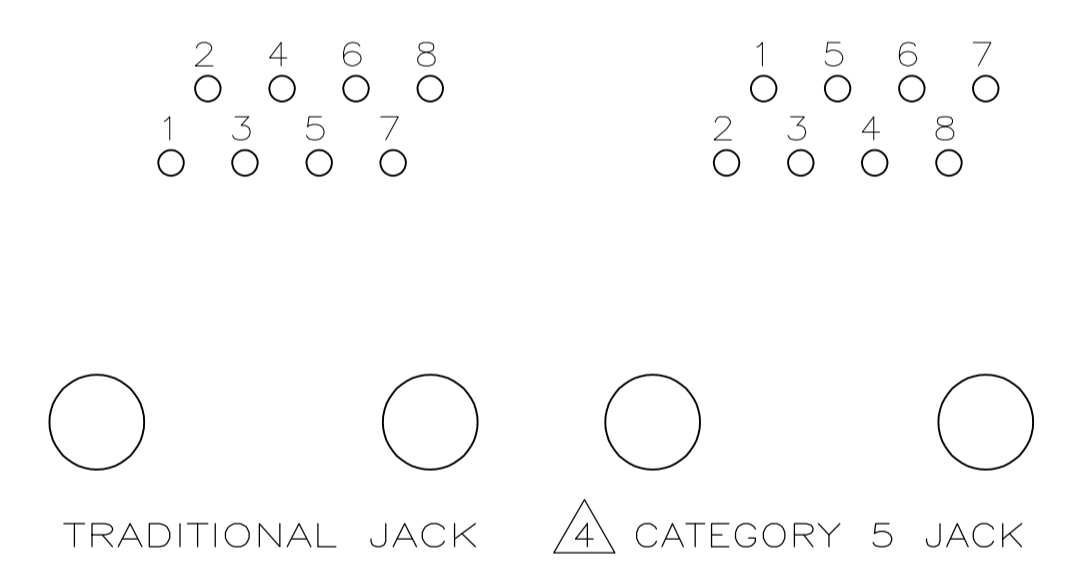
LOC	DIST	REVISIONS			
P	LTR	DESCRIPTION	DATE	DWN	APVD
AA	22	A1	REVISED ECR-08-031628	04DEC08	AZ SY



- △ MATERIAL: HOUSING PCT POLYESTER, BLACK, IR COMPATIBLE, UL 94V-0.
 TERMINALS - 0.33 [.013] THICK PHOS BRONZE PLATED WITH 1.27 μ m [.000050] MINIMUM HARD GOLD IN LOCALIZED AREA AND 3.81 μ m [.000150] MINIMUM MATTE TIN IN SOLDER AREA OVER 1.27 μ m [.000050] MINIMUM NICKEL UNDERPLATE.
 SHIELDS - 0.254 [.010] THICK COPPER ALLOY PLATED WITH 1.27 μ m [.000050] MINIMUM NICKEL AND 2.03 μ m [.000080] MINIMUM HOT TIN DIP ON PCB GROUND TABS.
- △ JACK CAVITY CONFORMS TO FCC RULES AND REGULATIONS, PART 68 SUBPART F.
- 3. ALL DIMENSIONS ARE NOMINAL UNLESS OTHERWISE SPECIFIED.
- △ CAUTION: CATEGORY 5 JACK SOLDER TAIL POSITIONS DO NOT FOLLOW SAME NUMBER SEQUENCE AS THAT OF THE TRADITIONAL JACKS.



SUGGESTED PC BOARD LAYOUT
 COMPONENT SIDE
 SEE APPLICATION SPECIFICATION



5558525-1
 PART NUMBER

THIS DRAWING IS A CONTROLLED DOCUMENT.		DWN A FERNANDEZ-DOCKS 09JUN2005	Tyco Electronics Corporation Harrisburg, Pa 17105-3608	
DIMENSIONS: mm [INCHES]		CHK J. WESTMAN 09JUN2005	NAME S. FLICKINGER 09JUN2005	
TOLERANCES UNLESS OTHERWISE SPECIFIED:		PRODUCT SPEC 108-1392		
0 PLC ± -		APPLICATION SPEC 114-2048		
1 PLC ± -		SIZE CASE CODE DRAWING NO A1 00779 C=5558525		
2 PLC ± 0.254 [.01]		RESTRICTED TO		
3 PLC ± 0.127 [.005]		CUSTOMER DRAWING		
4 PLC ± -		SCALE 1:1 SHEET 1 OF 1 REV A1		
ANGLES ± -				
FINISH △				

Mouser Electronics

Authorized Distributor

Click to View Pricing, Inventory, Delivery & Lifecycle Information:

[TE Connectivity:](#)

[5558525-1](#)