THIS DRAWING IS UNPUBLISHED. RELEASED FOR PUBLICATION -.-.
© COPYRIGHT - By - ALL RIGHTS RESERVED.

REVISIONS

P	LTR	DESCRIPTION	DATE	DWN	APVD
	C5	REVISED PER ECR-17-001755	07FEB2017	IZ	RR
	C6	REVISED PER ECR-17-009651	19JUL2017	RS	DC

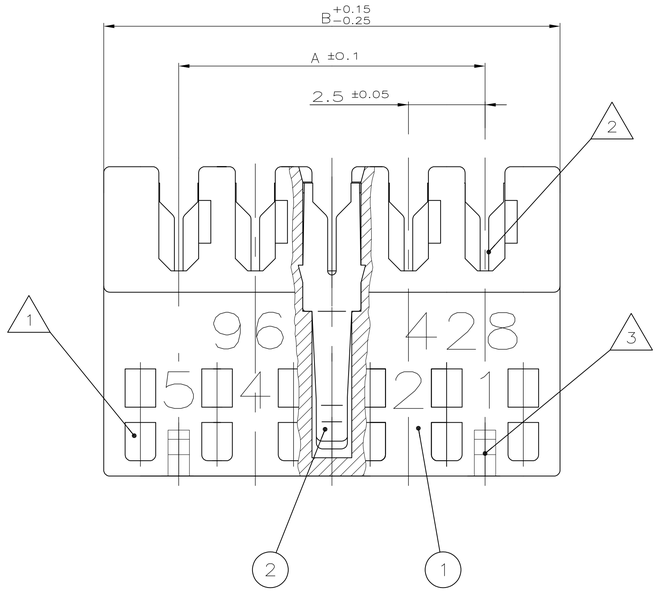

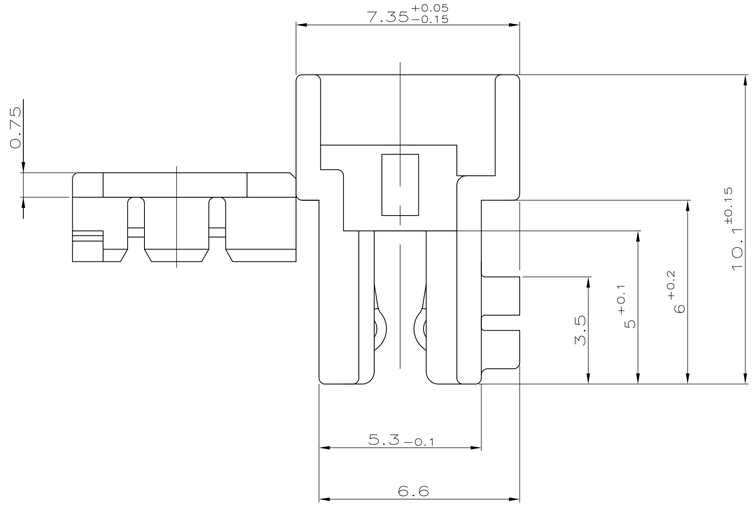

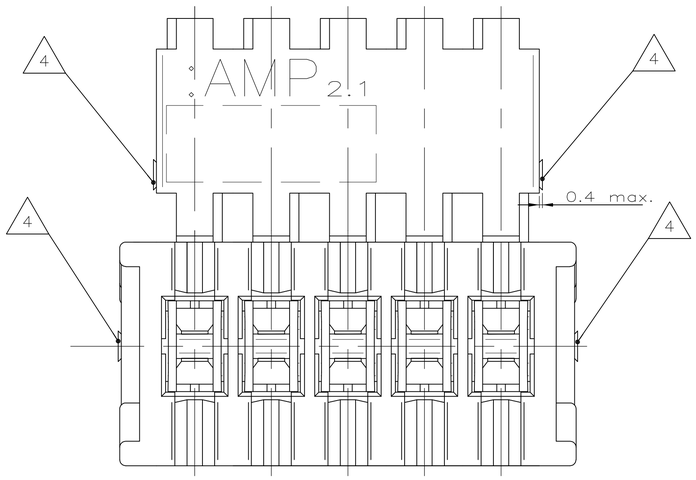

7 PBT GF, UL94-V0 & GWEPT 750 NO-FLAME, NATURAL

6 PBT GF

5 PASSENDE GEGENSTECKER:
- TABWANNE SIEHE ZEICHNUNG 829 866
- LEITERKARTENANSCHLUSS MIT RAHMEN SIEHE ZEICHNUNG 964 575
- LEITERKARTENANSCHLUSS OHNE RAHMEN SIEHE SPEZIFIKATION 108-18056

MATING PARTS:
- TABHEADER SEE DRAWING NO.829 866
- PCB APPLICATION WITH FRAME SEE DRAWING 964 575
- PCB APPLICATION WITHOUT FRAME SEE SPECIFICATION 108-18056

4 SCHNITTBEREICH DURCH HERSTELLUNGSPROZEß
CUTTING AEREA FROM PRODUCING PROCESS

3 RASTMöGLICHKEIT FüR INNENVERRASTUNG AUF ANFRAGE
LOCKING FEATURE FOR INTERIOR LOCKING BY REQUEST

2 WIRE RANGE, DGB II (7xø0.25=0.35mm²)
SEE APPLICATION SPECIFICATION 114-18049-1

1 KODIERRIPPEN; SCHNEIDEN AUF DER VERARBEITUNGSMASCHINE öM GLICH.
KEYING RIBS; CUTTING WITH THE TERMITATION MACHINE POSSIBLE

STICK	POS.	DIM A	DIM B	TE P/N 6	TE P/N 7
3x	20	47.5	52.4	1-966195-0	-
3x	19	45.0	49.9	1-966195-9	2311511-9
4x	18	42.5	47.4	1-966195-8	2311511-8
4x	17	40.0	44.9	1-966195-7	-
4x	16	37.5	42.4	1-966195-6	2311511-6
4x	15	35.0	39.9	1-966195-5	2311511-5
5x	14	32.5	37.4	1-966195-4	-
5x	13	30.0	34.9	1-966195-3	-
5x	12	27.5	32.4	1-966195-2	2311511-2
6x	11	25.0	29.9	1-966195-1	2311511-1
6x	10	22.5	27.4	1-966194-0	2-2311510-0
7x	9	20.0	24.9	1-966194-9	1-2311510-9
8x	8	17.5	22.4	1-966194-8	1-2311510-8
8x	7	15.0	19.9	1-966194-7	1-2311510-7
10x	6	12.5	17.4	1-966194-6	1-2311510-6
11x	5	10.0	14.9	1-966194-5	1-2311510-5
13x	4	7.5	12.4	1-966194-4	1-2311510-4
16x	3	5.0	9.9	1-966194-3	1-2311510-3

BESTELL-NR.	POS.	STüCK	BENENNUNG EINZELTEIL	WERKSTOFF	OBERFLACHE / FARBE
SIEHE TABELLE / SEE TABLE	2	-	KONTAKT	CuSn	VORVERZINNT
	1	-	FEDERLEISTENGEHäUSE	PBTP	GRAU

THIS DRAWING IS A CONTROLLED DOCUMENT.

DIMENSIONS: mm

TOLERANCES UNLESS OTHERWISE SPECIFIED:
0 PLC ± -
1 PLC ± 0.2
2 PLC ± -
3 PLC ± -
4 PLC ± -
ANGLES ± 1°

MATERIAL -

FINISH -

DWN MASEK 31.03.93
CHK BORMUTH 31.03.93
APVD -
PRODUCT SPEC —
APPLICATION SPEC 114-18049-1
WEIGHT 0
CUSTOMER DRAWING

TE Connectivity

NAME AMP DUOPLUG 2.5™ FEMALE CONNECTOR 3-20 POSITION, DGB II

SIZE A1 | CAGE CODE 00779 | DRAWING NO C-966194 | RESTRICTED TO —

SCALE 10:1 | SHEET 1 OF 1 | REV C6

4805 (1/15)

Mouser Electronics

Authorized Distributor

Click to View Pricing, Inventory, Delivery & Lifecycle Information:

TE Connectivity:

1-966194-9