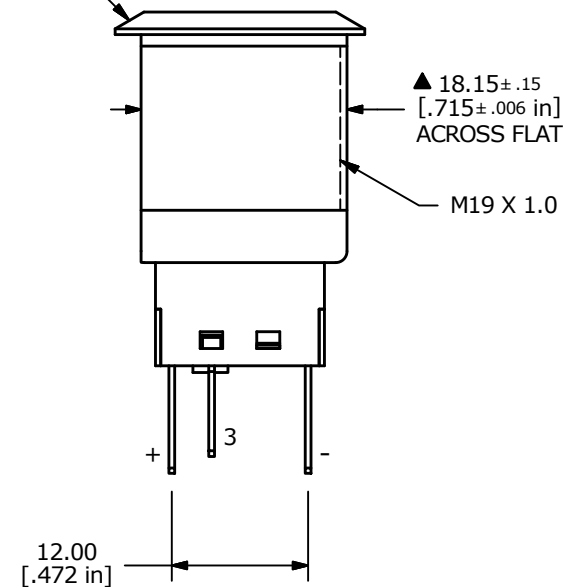
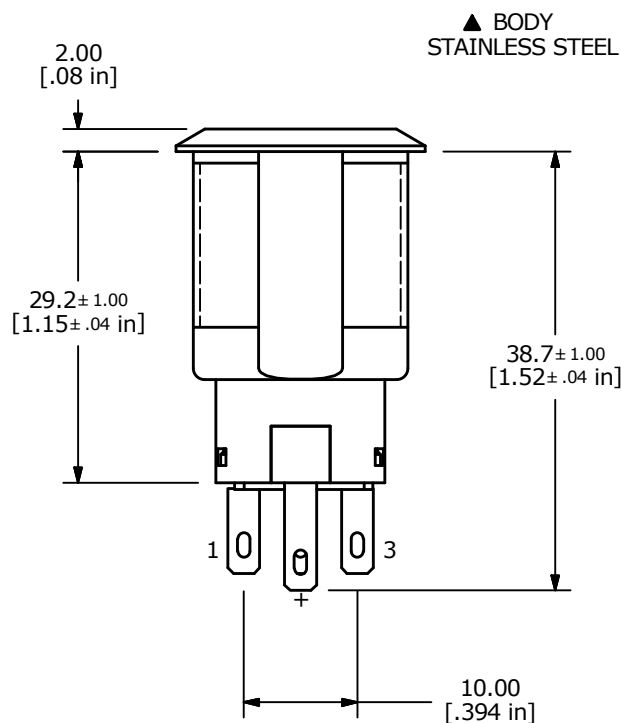
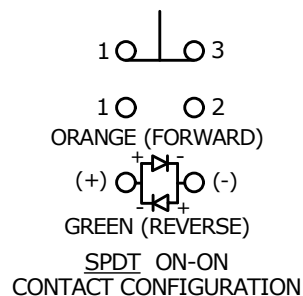


▲ SWITCH FUNCTION

POS. 1	POS. 2
ON	ON
1-3	1-2



NOTE:

1. ALL DIMENSIONS IN MM [INCH]
2. GENERAL TOLERANCE: X.X = ±0.4
X.XX = ±0.25
3. TERMINAL NUMBERS FOR REF ONLY
4. CONTACT MATERIAL: SILVER
5. RATING: 2A 24VDC
6. ELECTRIC LIFE: 50,000 MAKE-AND-BREAK CYCLES AT FULL LOAD.
7. INSULATION RESISTANCE: 1,000 MΩ MIN.
8. DIELECTRIC STRENGTH: 2,000 VAC MIN. FOR 1 MINUTE
9. CONTACT RESISTANCE: 50mΩ MAX. @ 1A 12VDC
10. OPERATING TEMP.: -20°C to 55°C
11. TRAVEL: 2.8mm
12. ▲ DENOTES CRITICAL PARAMETER.
13. LAMP VOLTAGE: 1.8V (FORWARD), 2.8V (REVERSE)
14. INGRESS PROTECTION: IP65
15. HARDWARE SUPPLIED: O-RING AND HEXNUT



B	22205	UPDATE and REDRAW IN NEW FORMAT	3/15/16	MJR
REV	PCR NO	DESCRIPTION	DATE	BY

THE INFORMATION CONTAINED IN THIS DOCUMENT IS PROPRIETARY
TO E-SWITCH AND IS NOT TO BE COPIED OR TRANSFERRED

TITLE PV4F230SS-3K1-M01

SCALE 3:2

DATE 6/18/2010

DR MJR

DWG 52-PV4F230SS3K1M01

REV B

Mouser Electronics

Authorized Distributor

Click to View Pricing, Inventory, Delivery & Lifecycle Information:

[E-Switch:](#)

[PV4F230SS-3K1-M01](#)