

Base strip - GMSTBA 2,5 HC/ 8-G-7,62 - 1728918

Please be informed that the data shown in this PDF Document is generated from our Online Catalog. Please find the complete data in the user's documentation. Our General Terms of Use for Downloads are valid (<http://phoenixcontact.com/download>)

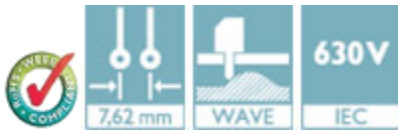
Header, Nominal current: 16 A, Rated voltage (III/2): 630 V, Number of positions: 8, Pitch: 7.62 mm, Color: green, Contact surface: Tin, Mounting: Wave soldering



The illustration shows the 5-position version of the product

Product Features

- CR-MSTB coding sections as protection against mismatching
- GMSTB 2,5 HC headers for use in combination with GMSTB 2,5 HCV plugs
- Compact 7.62 mm pitch



Key Commercial Data

Packing unit	1 pc
Minimum order quantity	50 pc
Weight per Piece (excluding packing)	4.99 g
Custom tariff number	85366990
Country of origin	Germany

Technical data

Dimensions

Length	12 mm
Pitch	7.62 mm
Dimension a	53.34 mm
Constructional height	8.6 mm
Length of the solder pin	3.5 mm
Pin dimensions	1 x 1 mm
Hole diameter	1.4 mm

General

Base strip - GMSTBA 2,5 HC/ 8-G-7,62 - 1728918

Technical data

General

Range of articles	GMSTBA 2,5 HC/...-G
Insulating material group	I
Rated surge voltage (III/3)	6 kV
Rated surge voltage (III/2)	6 kV
Rated surge voltage (II/2)	6 kV
Rated voltage (III/3)	500 V
Rated voltage (III/2)	630 V
Rated voltage (II/2)	1000 V
Connection in acc. with standard	EN-VDE
Nominal current I _N	16 A
Maximum load current	16 A
Insulating material	PA
Flammability rating according to UL 94	V0
Color	green
Number of positions	8

Standards and Regulations

Connection in acc. with standard	EN-VDE
	CUL
Flammability rating according to UL 94	V0

Classifications

eCl@ss

eCl@ss 4.0	272607xx
eCl@ss 4.1	27260701
eCl@ss 5.0	27260701
eCl@ss 5.1	27260701
eCl@ss 6.0	27260704
eCl@ss 7.0	27440402
eCl@ss 8.0	27440402
eCl@ss 9.0	27440402

ETIM

ETIM 3.0	EC001121
ETIM 4.0	EC002637
ETIM 5.0	EC002637

Base strip - GMSTBA 2,5 HC/ 8-G-7,62 - 1728918

Classifications

UNSPSC

UNSPSC 6.01	30211810
UNSPSC 7.0901	39121409
UNSPSC 11	39121409
UNSPSC 12.01	39121409
UNSPSC 13.2	39121409

Approvals

Approvals


Approvals


UL Recognized / cUL Recognized / EAC / EAC / cULus Recognized

Ex Approvals

Approvals submitted

Approval details

UL Recognized 		
	B	D
Nominal current I _N	18.5 A	10 A
Nominal voltage U _N	300 V	300 V

cUL Recognized 		
	B	D
Nominal current I _N	18.5 A	10 A
Nominal voltage U _N	300 V	300 V

EAC

Base strip - GMSTBA 2,5 HC/ 8-G-7,62 - 1728918

Approvals

EAC

cULus Recognized 

Accessories

Accessories

Coding element

Coding star - CR-MSTB - 1734401



Coding section, inserted into the recess in the header or the inverted plug, red insulating material

Filler plug

Accessories - MSTB-BL - 1755477



Keying cap, for forming sections, plugs onto header pin, green insulating material

Labeled terminal marker

Marker card - SK 7,62/3,8:FORTL.ZAHLEN - 0804549



Marker card, Card, white, labeled, Horizontal: Consecutive numbers 1 - 10, 11 - 20, etc. up to 91 - 100, Mounting type: Adhesive, for terminal block width: 7.62 mm, Lettering field: 7.62 x 3.8 mm

Additional products

Base strip - GMSTBA 2,5 HC/ 8-G-7,62 - 1728918

Accessories

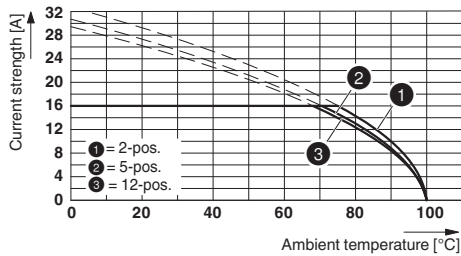
Plug - GMSTB 2,5 HCV/ 8-ST-7,62 - 1714333



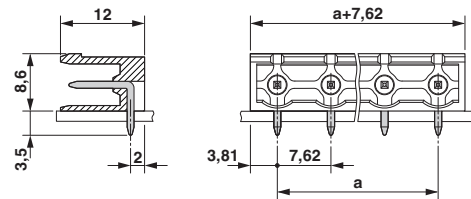
Plug component, Nominal current: 16 A, Rated voltage (III/2): 1000 V, Number of positions: 8, Pitch: 7.62 mm, Connection method: Screw connection with tension sleeve, Color: green, Contact surface: Tin

Drawings

Diagram

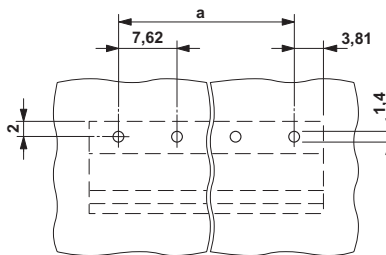


Dimensional drawing



Derating curve for: GMSTB 2,5 HCV/...-ST-7,62 with GMSTBA 2,5 HC/...-G-7,62

Drilling diagram



Mouser Electronics

Authorized Distributor

Click to View Pricing, Inventory, Delivery & Lifecycle Information:

[Phoenix Contact:](#)

[1728918](#)