



15W to 60W Low Profile Triple Output Power Supplies

Features

- ◆ 26mm height
- ◆ 3 year Warranty
- ◆ Peak Load capable
- ◆ Light weight
- ◆ Output 1 isolated from outputs 2 & 3
- ◆ No minimum load (15 & 60W)



Key Market Segments & Applications



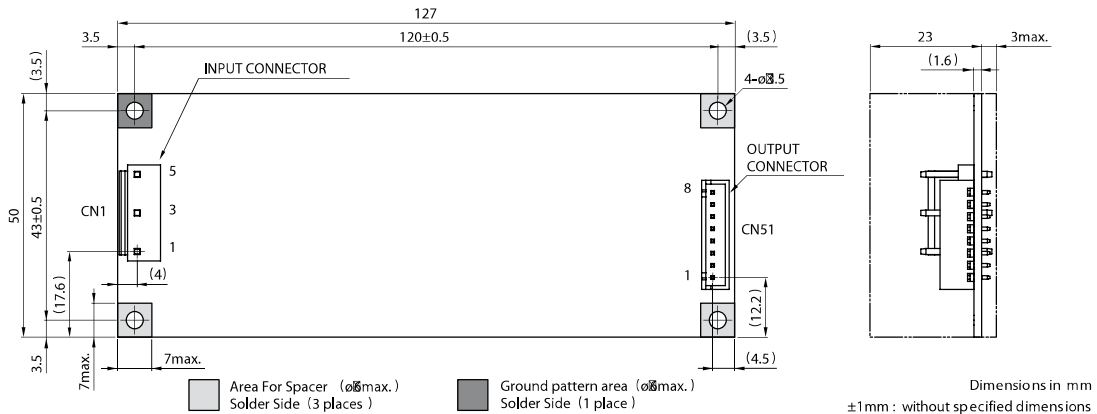
Specifications				
Model		MTW15-51212 MTW15-51515	MTW30-51212 MTW30-51515	MTW60-51212 MTW60-51515
Input Voltage Range	V	85 - 265VAC (47 - 440Hz)		
Input Current Typ (1)	A	0.42 / 0.25	0.8 / 0.4	1.4 / 0.8
Inrush Current (1)	A	25 / 50	20 / 40	20 / 40
Leakage Current (240VAC, 60Hz)	mA	0.75mA Max		
Max Output Power	W	16 17.5	30 33	60 62.5
Efficiency (Typ)	%	71	76	76
Hold Up Time (1)	ms	20 / 150	20 / 140	20 / 180
Output Voltage Adjustment (3)	-	V1: 5 to 5.25V	V1: 5 to 5.2V	V1: 4.5 to 5.5V
Overcurrent Protection	-	Yes, automatic recovery. Hiccup style on MTW30 & 60		
Overvoltage Protection	V	V1: Zener Clamp	V1: Zener Clamp	V1: Zener Clamp
Operating Temperature	-	-20°C start up, -10 to +60°C, derating linearly to 70% load above 50°C		
Storage Temperature	-	-30 to +75°C		
Humidity (Non condensing)	-	10 - 90%RH (Operating & storage) at 35°C		
Cooling	-	Convection		
Withstand Voltage	-	Input to ground 2kVAC, Input to output 3kVAC, Output to ground 500VAC		
Vibration (non operating)	-	5 - 10Hz: 10mm amplitude, 10 - 200Hz: 2G (19.6m/s ²)10m sweep time, 3 axis, 1 hour each		
Shock	-	Acceleration: 60G (588m/s ²) Half sine wave, 6 - 16ms pulse duration, 3x each direction		
Safety Agency Approvals	-	UL60950-1, CSA C22.2 No 60950-1 (C-UL), EN60950-1		
Immunity	-	EN61000-4-2 (Lv 4), -3, -4 (Lv 3), -5 (Lv 4), -6 (Lv 3), -8 (Lv 4), -11		
Conducted EMI	-	FCC-Class B, EN55011-B, EN55022-B		
Weight (Typ)	g	150	210	330
	in	1.97 x 1.02 x 5	2.56 x 1.02 x 5.51	3.27 x 1.02 x 7.28
Size (WxHxL)	mm	50 x 26 x 127	65 x 26 x 140	83 x 26 x 185
Warranty	yrs	Three Years		

Notes:

- (1) 100/240VAC
- (2) Output V1 is isolated from outputs V2 & V3
- (3) Option /V suffix

See website for detailed specifications.

Outline Drawing (MTW15)



Output Ratings

Model	Output	Voltage (V)	Regulation	Minimum Current (A)	Maximum Current (A)	Peak Current (A)	Ripple & Noise (mV)
MTW15-51212	V1	5V	4.75 - 5.25V	0	2.0	3.0	120
	V2	12V	11.4 - 12.6V	0	0.3	0.6	150
	V3	-12V	11.4 - 12.6V	0	0.2	0.3	150
MTW15-51515	V1	5V	4.75 - 5.25V	0	2.0	3.0	120
	V2	15V	14.4 - 15.6V	0	0.3	0.6	150
	V3	-15V	14.4 - 15.6V	0	0.2	0.3	150
MTW30-51212	V1	5V	4.9 - 5.3V	0.5	3	4.5	120
	V2	12V	11.4 - 12.6V	0	1.2	2.0	150
	V3	-12V	11.4 - 12.6V	0	0.3	0.45	150
MTW30-51515	V1	5V	4.9 - 5.3V	0.5	3	4.5	120
	V2	15V	14.25 - 15.75V	0	0.8	2.0	150
	V3	-15V	14.25 - 15.75V	0	0.3	0.45	150
MTW60-51212	V1	5V	4.9 - 5.3V	0	5.0	7.0	120
	V2	12V	11.4 - 12.6V	0	2.5	3.5	150
	V3	-12V	11.4 - 12.6V	0	0.5	0.7	150
MTW60-51515	V1	5V	4.9 - 5.3V	0	5.0	7.0	120
	V2	15V	14.4 - 15.6V	0	2.0	3.5	150
	V3	-15V	14.25 - 15.75V	0	0.5	0.7	150

Mating Connectors

	Model	Input	Output
Connectors	MTW15	VHR-5N	XHP-8
JST	MTW30	VHR-5N	VHR-6N
	MTW60	VHR-5N	VHR-8N

Other Industrial Products

ZWS	5 to 240W Single output
SC40 & SC60	50 to 80W 3x5" footprint
ZP	40 to 60W, 2x4" footprint

Options

Suffix	Description
Blank	No V1 Adjustment
/V	Potentiometer for V1 Adjustment

For Additional Information, please visit
<https://product.tdk.com/info/en/products/power/index.html>



Mouser Electronics

Authorized Distributor

Click to View Pricing, Inventory, Delivery & Lifecycle Information:

[TDK-Lambda:](#)

[MTW15-51515/V](#) [MTW30-51212/V](#) [MTW60-51515/V](#) [MTW60-51212/V](#) [MTW15-51212/V](#) [MTW30-51515/V](#)