THIS DRAWING IS UNPUBLISHED. RELEASED FOR PUBLICATION -,- .
© COPYRIGHT - By - TE CONNECTIVITY ALL RIGHTS RESERVED.

LOC	DIST
CM	54

REVISIONS

P	LTR	DESCRIPTION	DATE	DWN	APVD
	D2	REVISED PER ECR-17-018283	07FEB2018	BDA	SG

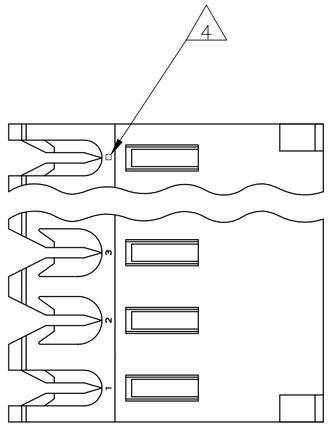

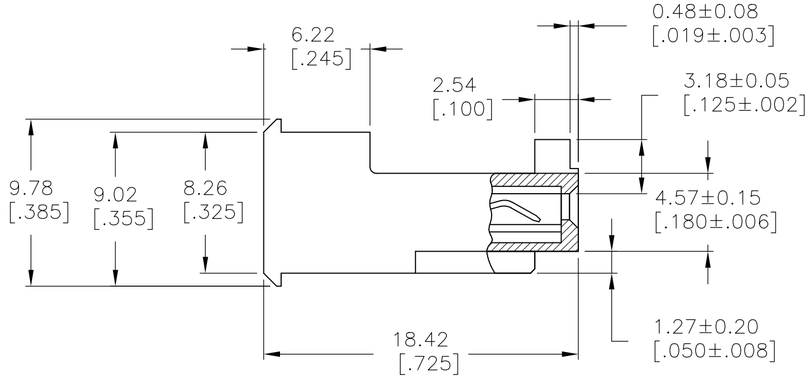

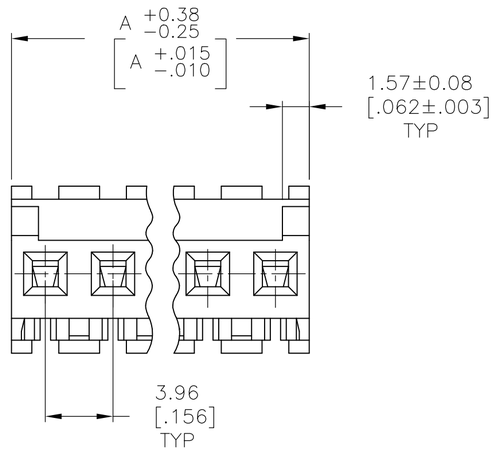

1. MATERIAL: CONNECTOR – NYLON UL94V-2 (RED).
   CONTACTS – 0.30[.012] THICK COPPER ALLOY
   (BRIGHT TIN-LEAD 0.00203[.000080] MIN. THICK
   FOR CONTACTS 644471-2 THRU 1-644471-4]
   (MATTE WHISKER MITIGATED TIN 0.00203[.000080] MIN
   THICKNESS OVER NICKEL UNDERPLATE FOR
   3-644471-2 THRU 4-644471-4).
2. CONTACTS ACCEPT 22 AWG WIRE WITH 2.41[.095] MAX INSULATION DIAMETER.
3. CONTACTS MUST ACCEPT 1.14±0.03[.045±.001] SQUARE POST AND REMAIN LOCKED IN POSITION.
4. IDENTIFICATION NUMBER FOR LAST CIRCUIT MAY NOT APPEAR ON ALL ASSEMBLIES.
5. DIMENSIONS IN BRACKETS ARE IN INCHES.
6. HOUSING FEATURES ARE: FEED-THRU WITHOUT LOCKING RAMP AND WITH POLARIZING TAB.
7. OBSOLETE PARTS: OBSOLETE CIS STREAMLINING PER D.RENAUD/D.SINISI
8. OBSOLETE PARTS

	DIM A	NO OF CIRCUITS	PART NO
	55.47 [2.184]	14	4-644471-4
	51.51 [2.028]	13	4-644471-3
	47.55 [1.872]	12	4-644471-2
	43.59 [1.716]	11	4-644471-1
	39.62 [1.560]	10	4-644471-0
	35.66 [1.404]	9	3-644471-9
	31.70 [1.248]	8	3-644471-8
	27.74 [1.092]	7	3-644471-7
	23.77 [.936]	6	3-644471-6
	19.81 [.780]	5	3-644471-5
	15.85 [.624]	4	3-644471-4
	11.89 [.468]	3	3-644471-3
	7.92 [.312]	2	3-644471-2
7 SUPERSEDED	55.47 [2.184]	14	~~1-644471-4~~
7 SUPERSEDED	51.51 [2.028]	13	~~1-644471-3~~
7 SUPERSEDED	47.55 [1.872]	12	~~1-644471-2~~
7 SUPERSEDED	43.59 [1.716]	11	~~1-644471-1~~
8 SUPERSEDED	39.62 [1.560]	10	~~1-644471-0~~
7 SUPERSEDED	35.66 [1.404]	9	~~644471-9~~
8 SUPERSEDED	31.70 [1.248]	8	~~644471-8~~
7 SUPERSEDED	27.74 [1.092]	7	~~644471-7~~
7 SUPERSEDED	23.77 [.936]	6	~~644471-6~~
8 SUPERSEDED	19.81 [.780]	5	~~644471-5~~
7 SUPERSEDED	15.85 [.624]	4	~~644471-4~~
7 SUPERSEDED	11.89 [.468]	3	~~644471-3~~
7 SUPERSEDED	7.92 [.312]	2	~~644471-2~~

644471

THIS DRAWING IS A CONTROLLED DOCUMENT.

DIMENSIONS: mm [INCHES]

TOLERANCES UNLESS OTHERWISE SPECIFIED:
0 PLC ± –
1 PLC ± –
2 PLC ± –
3 PLC ± –
4 PLC ± –
ANGLES ± –

MATERIAL 1 FINISH 1

DWN B. LEWIS 12 FEB 91
CHK R. SWING 12 FEB 91
APVD D.R. CLARK 20 FEB 91
PRODUCT SPEC 108-1051
APPLICATION SPEC 114-1020
WEIGHT

TE Connectivity

NAME MTA 156 CONNECTOR ASSEMBLY, 22 AWG, STANDARD –

SIZE A2 | CAGE CODE 00779 | DRAWING NO C-644471 | RESTRICTED TO –

CUSTOMER DRAWING | SCALE 4:1 | SHEET 1 OF 1 | REV D2

Mouser Electronics

Authorized Distributor

Click to View Pricing, Inventory, Delivery & Lifecycle Information:

TE Connectivity:

1-644471-0