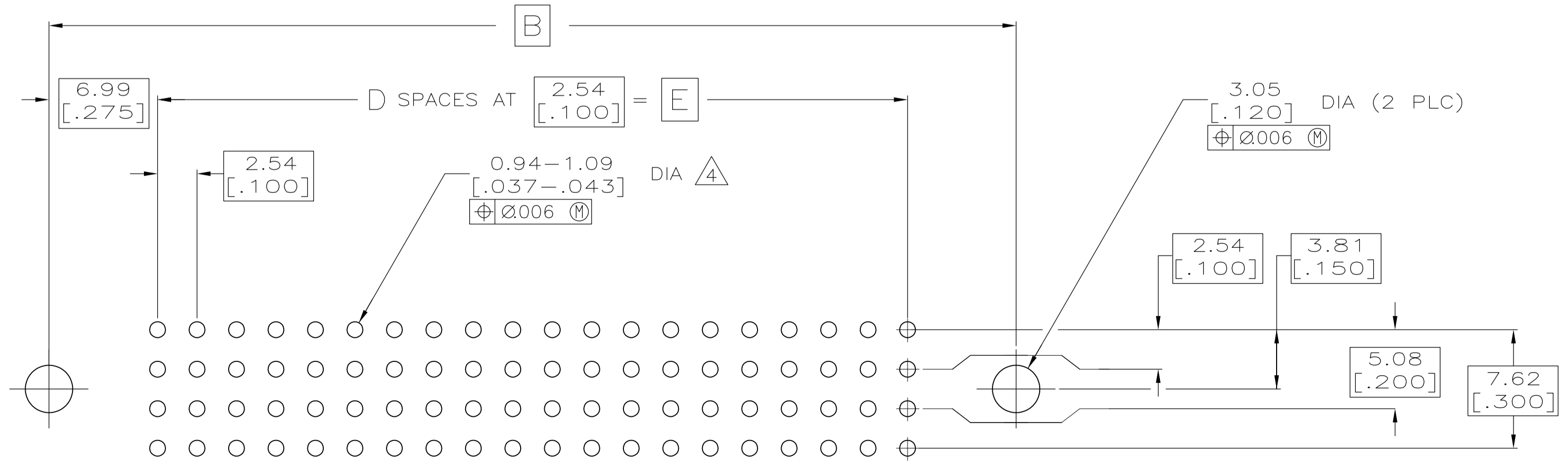
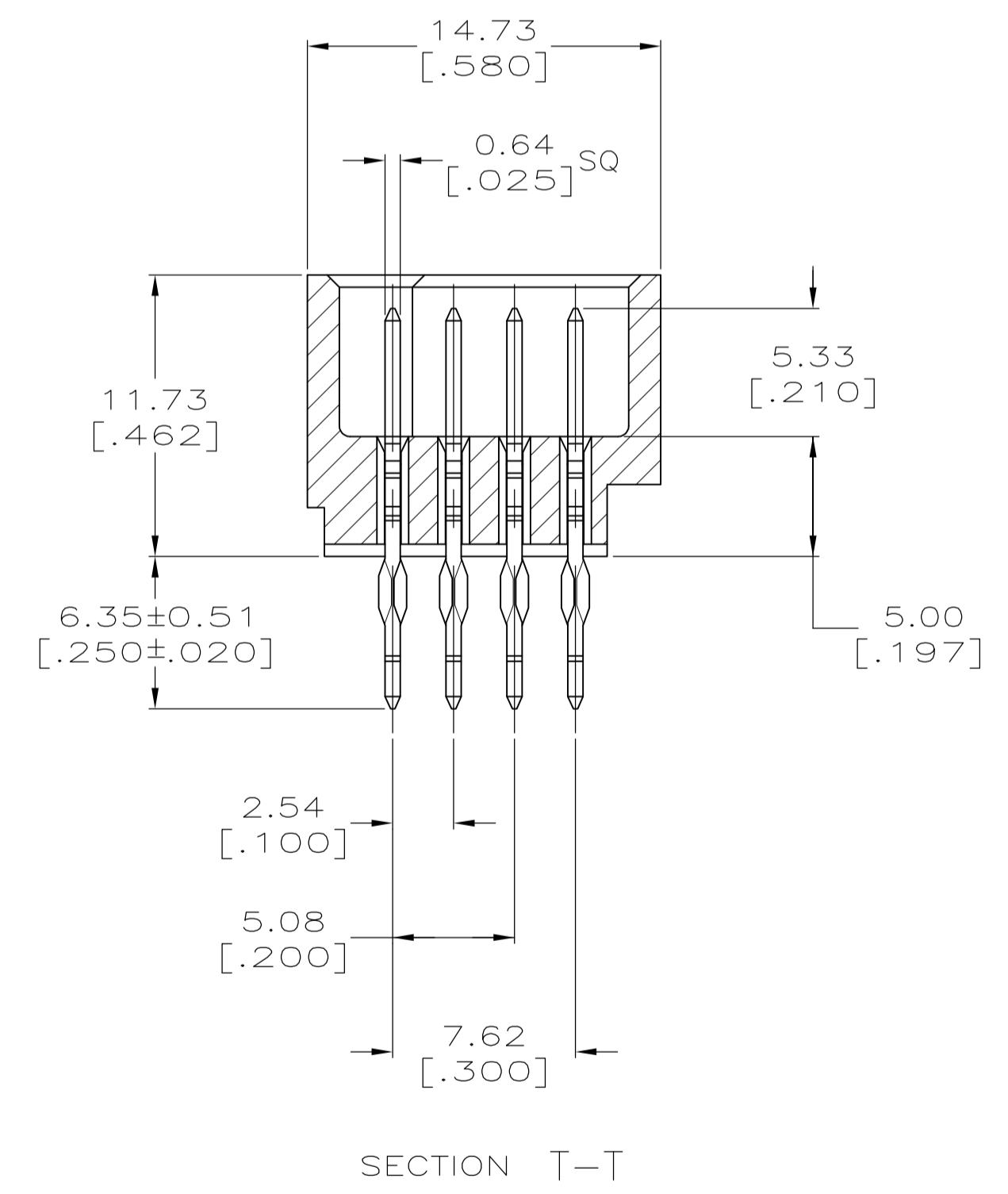
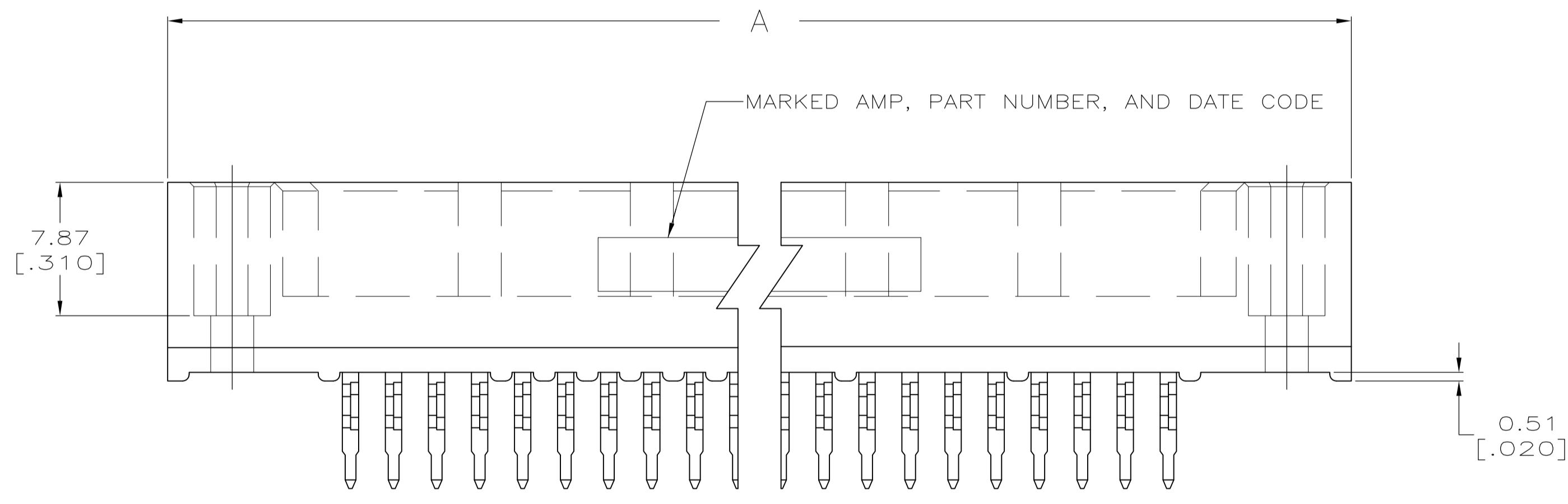
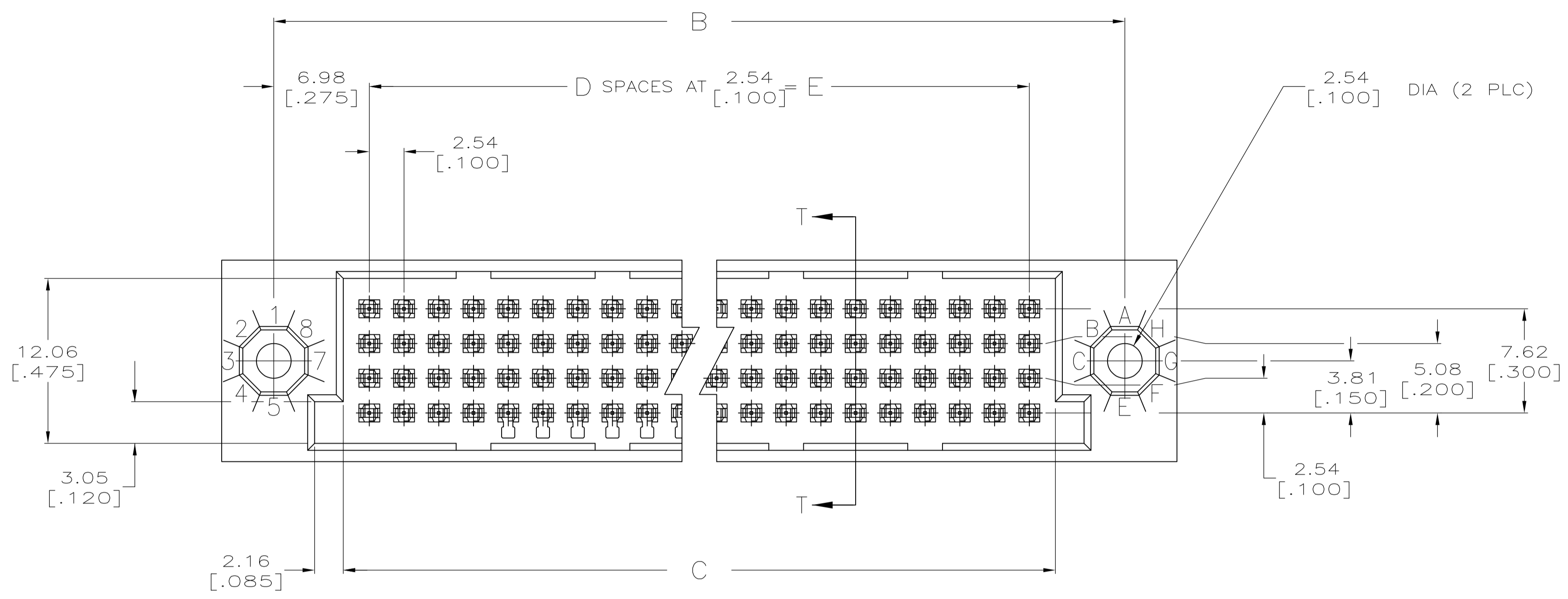


REVISIONS					
P	LTR	DESCRIPTION	DATE	DMN	APVD
L		REVISED PER ECO-16-009924	12JUL2016	DS	SY



RECOMMENDED P.C. BOARD LAYOUT

THIS DRAWING IS A CONTROLLED DOCUMENT.		DIN R.K. SEIFRIED 03/21/90	TE Connectivity
DIMENSIONS: INCHES		CHK W MILLHIMES 1/29/91	
TOLERANCES UNLESS OTHERWISE SPECIFIED:		APVD W MILLHIMES 1/29/91	NAME
0 PLC ± -			HDI, 4 ROW, PIN ASSEMBLY, 6.35 [.250] LONG ACTION PINS
1 PLC ± -			PRODUCT SPEC
2 PLC ± 0.13 [.005]			APPLICATION SPEC
3 PLC ± -			
4 PLC ± -			
ANGLES ± -			
MATERIAL	FINISH	WEIGHT 0	SIZE CASE CODE DRAWING NO. RESTRICTED TO
		A1 00779 C=532448	
CUSTOMER DRAWING		SCALE 4:1	SHEET 1 OF 2 REV L

REVISIONS				
P	LTR	DESCRIPTION	DATE	APPV
-		SEE SHEET 1	-	-

- ① HOUSING MATERIAL: THERMOPLASTIC, COLOR=BLACK.
- ② CONTACT MATERIAL: PHOSPHOR BRONZE.
- ③ FINISH:  
MATING AREA: MEETS THE PERFORMANCE REQUIREMENTS OF PRODUCT SPECIFICATION 108-9063; BASED ON TELCORDIA DR-1217-CORE APPLICATIONS IN UNCONTROLLED ENVIRONMENTS.  
SOLDER TAILS AREA: TIN-LEAD PLATED.
- ④ ACTION PIN POSTS REQUIRE 2.36 [.093] MINIMUM THICK P.C. BOARD. RECOMMENDED P.C. BOARD HOLES ARE 1.151 [.0453] DIAMETER PLATED THRU 0.025-0.076 [.001-.003] COPPER, WITH 0.0076 [.0003] MINIMUM TIN-LEAD PLATING; FINISHED HOLE AFTER PLATING 0.94-1.09 [.037-.043] DIAMETER; AFTER REFLOW 0.91-1.09 [.036-.043] DIAMETER.
- 5. DIMENSIONS IN BRACKETS ARE IN INCHES.
- ⑥ HOUSINGS WITH CENTER MOUNTING IS RECOMMENDED FOR ASSEMBLIES HAVING 75 CONTACTS PER ROW OR MORE.
- ⑦ PART NUMBER IS OBSOLETE.
- ⑧ OBSOLETE PARTS: OBSOLETE CIS STREAMLINING PER D.RENAUD/D.SINISI
- ⑨ FINISH:  
CONTACT FINISH: .00127-.00254 [.000050-.000100] NICKEL UNDERPLATE ALL OVER; .000762 [.000030] GOLD PLATE IN CONTACT AREA, TIN-LEAD PLATED POSTS.

⑨	111.76 [4.400]	44	115.57 [4.550]	125.73 [4.950]	133.35 [5.250]	180	3-532448-6
⑦	12.70 [.500]	5	16.51 [.650]	26.67 [1.050]	34.29 [1.350]	24	2-532448-1
⑧ OBSOLETE	35.56 [1.400]	14	39.37 [1.550]	49.53 [1.950]	57.15 [2.250]	60	2-532448-0
⑦	22.86 [.900]	9	26.67 [1.050]	36.83 [1.450]	44.45 [1.750]	40	1-532448-9
⑦ ⑥							1-532448-8
⑦ ⑥							1-532448-7
⑦ ⑥							1-532448-6
⑦ ⑥							1-532448-5
⑦ ⑥							1-532448-4
⑦ ⑥							1-532448-3
	187.96 [7.400]	74	191.77 [7.550]	201.93 [7.950]	209.55 [8.250]	300	1-532448-2
	175.26 [6.900]	69	179.07 [7.050]	189.23 [7.450]	196.85 [7.750]	280	1-532448-1
⑧ OBSOLETE	162.56 [6.400]	64	166.37 [6.550]	176.53 [6.950]	184.15 [7.250]	260	1-532448-0
	149.86 [5.900]	59	153.67 [6.050]	163.83 [6.450]	171.45 [6.750]	240	532448-9
	137.16 [5.400]	54	140.97 [5.550]	151.13 [5.950]	158.75 [6.250]	220	532448-8
	124.46 [4.900]	49	128.27 [5.050]	138.43 [5.450]	146.05 [5.750]	200	532448-7
	111.76 [4.400]	44	115.57 [4.550]	125.73 [4.950]	133.35 [5.250]	180	532448-6
	99.06 [3.900]	39	102.87 [4.050]	113.03 [4.450]	120.65 [4.750]	160	532448-5
	86.36 [3.400]	34	90.17 [3.550]	100.33 [3.950]	107.95 [4.250]	140	532448-4
	78.74 [3.100]	31	82.55 [3.250]	92.71 [3.650]	100.33 [3.950]	128	532448-3
	73.66 [2.900]	29	77.47 [3.050]	87.63 [3.450]	95.25 [3.750]	120	532448-2
	60.96 [2.400]	24	64.77 [2.550]	74.93 [2.950]	82.55 [3.250]	100	532448-1
	E	D	C	B	A	POSN	PART NUMBER

THIS DRAWING IS A CONTROLLED DOCUMENT.		DIN R.K. SEIFRIED 03/21/90		TE Connectivity	
DIMENSIONS: INCHES		TOLERANCES UNLESS OTHERWISE SPECIFIED:			
0 PLC ± - 1 PLC ± - 2 PLC ± 0.13 [.005] 3 PLC ± - 4 PLC ± - ANGLES ± -		APVD W. MILLIMETERS 1/29/91 PRODUCT SPEC APPLICATION SPEC		NAME HDI, 4 ROW, PIN ASSEMBLY, 6.35 [.250] LONG ACTION PINS	
MATERIAL - FINISH -		WEIGHT 0		SIZE A1 CAGE CODE 00779 DRAWING NO. 532448	
		CUSTOMER DRAWING		SCALE 4:1 SHEET 2 OF 2 REV	

# Mouser Electronics

Authorized Distributor

Click to View Pricing, Inventory, Delivery & Lifecycle Information:

[TE Connectivity:](#)

[532448-1](#)