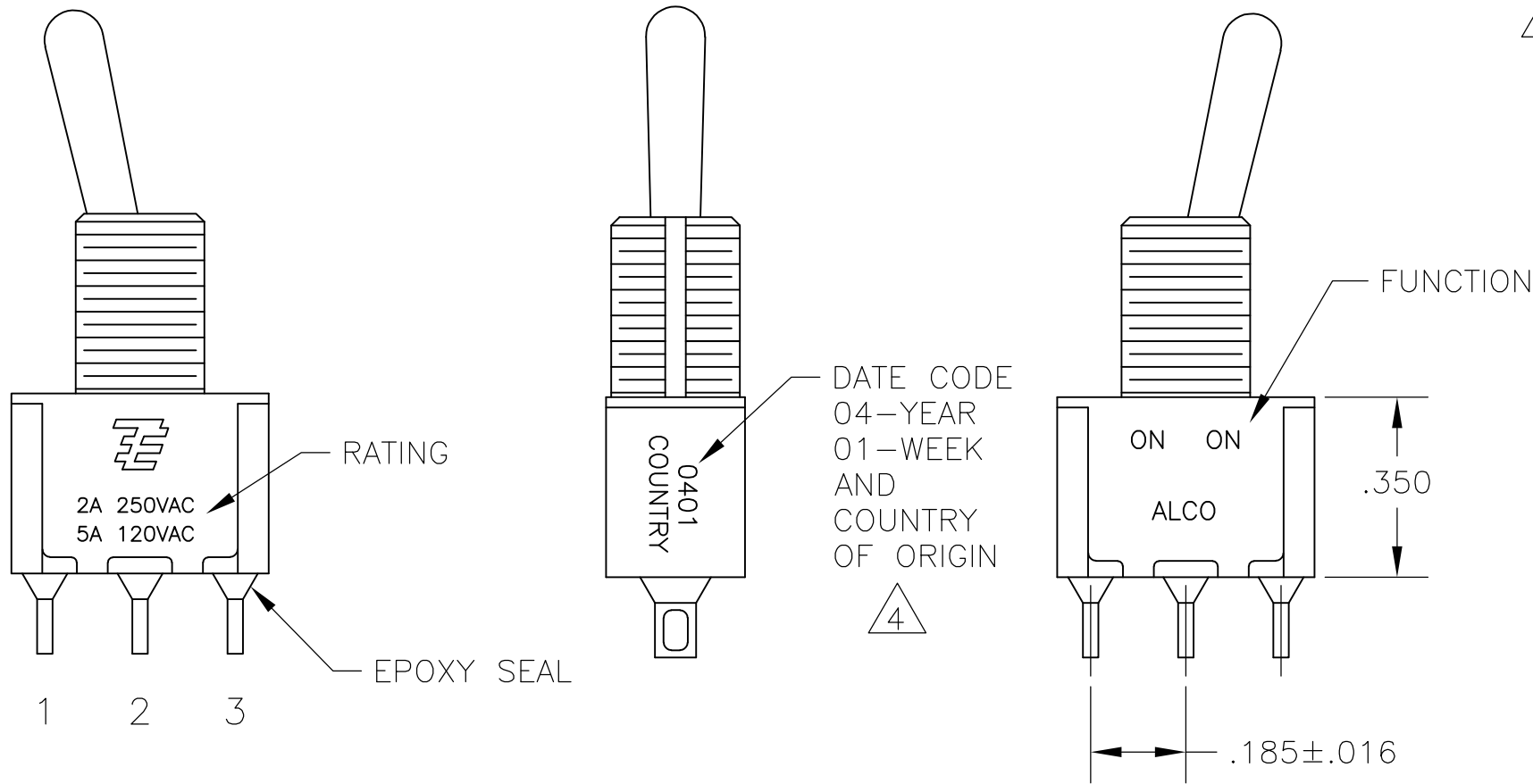
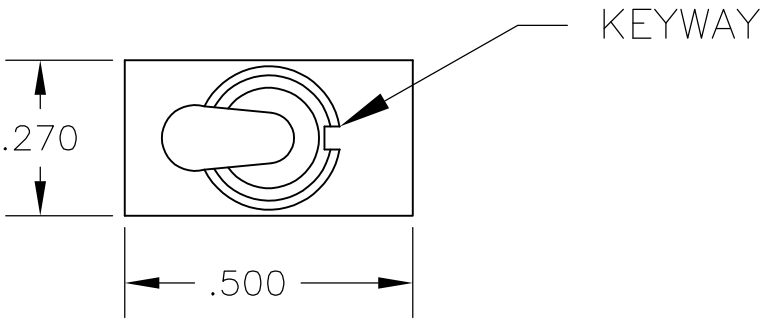


LOC	DIST	REVISIONS					
		P	LTR	DESCRIPTION	DATE	DWN	APVD
AD	00		A7	REVISED PER ECO-14-005988	23APR2014	NK	RH

- 1
- ALL MATERIALS AND FINISHES SHALL COMPLY WITH EU DIRECTIVE 2002/95/EC OF 27JAN2003 (ROHS).
- 2
- EACH SWITCH WITH THREADED BUSHINGS SUPPLIED WITH THE FOLLWING MOUNTING HARDWARE:
(2) HEX NUTS
(1) INTERNAL TOOTH LOCKWASHER
(1) LOCATING RING
- 3
- G CONTACT OPTION CAN BE USED FOR SIGNAL OR POWER LEVEL SWITCHING. IF SWITCH IS USED AT LEVELS EXCEEDING .4VA @ 20V AC/DC, SWITCH IS RENDERED FOR POWER SWITCHING ONLY DUE TO ARC REMOVAL OF GOLD PLATING. RATING MARKED ON FRAME IS 2A 250VAC, 5A 120VAC.
- 4
- DATE CODE AND COUNTRY OF ORIGIN MAY APPEAR ON EITHER SIDE OF SWITCH.
- 5
- LENGTH OF TOGGLE REDUCED BY .020 WITH A, AV2, V30 OR V40 VERTICAL SUPPORT BRACKET OPTIONS.
- 6
- ALL LOGO, RATING, DATE CODE, AND FUNCTION MARKINGS TO BE LASER MARKED.



FUNCTION CHART

FUNCTION	1 2 3	1 2 3	1 2 3
03	ON	OFF	ON
05	(ON)	OFF	(ON)
07	ON	OFF	(ON)
TERMINALS CONNECTED	2-3	---	1-2
None: No mechanical position Off: Mechanical position with no electrical connection (On): Momentary action			

SPECIFICATIONS CHART	
RATING, B CONTACTS	.4VA MAX @20V MAX. AC OR DC
RATING, G CONTACTS-SEE NOTE 3	.4VA MAX @20V MAX. AC OR DC OR 5A @120 VAC OR 28 VDC (RESISTIVE)
	2A @250 VAC (RESISTIVE)
RATING, Q CONTACTS	5A @120 VAC OR 28 VDC (RESISTIVE)
	2A @250 VAC (RESISTIVE)
ELECTRICAL LIFE	6,000 CYCLES AT RATED LOAD
CONTACT RESISTANCE	10 MILLIOHMS MAX INITIAL @ 2-4VDC, 100ma
INSULATION RESISTANCE	1,000 MEGOHMS MIN
DIELECTRIC WITHSTANDING VOLTAGE	1,000 V RMS AT SEA LEVEL
OPERATING TEMPRATURE	-30C TO 85C

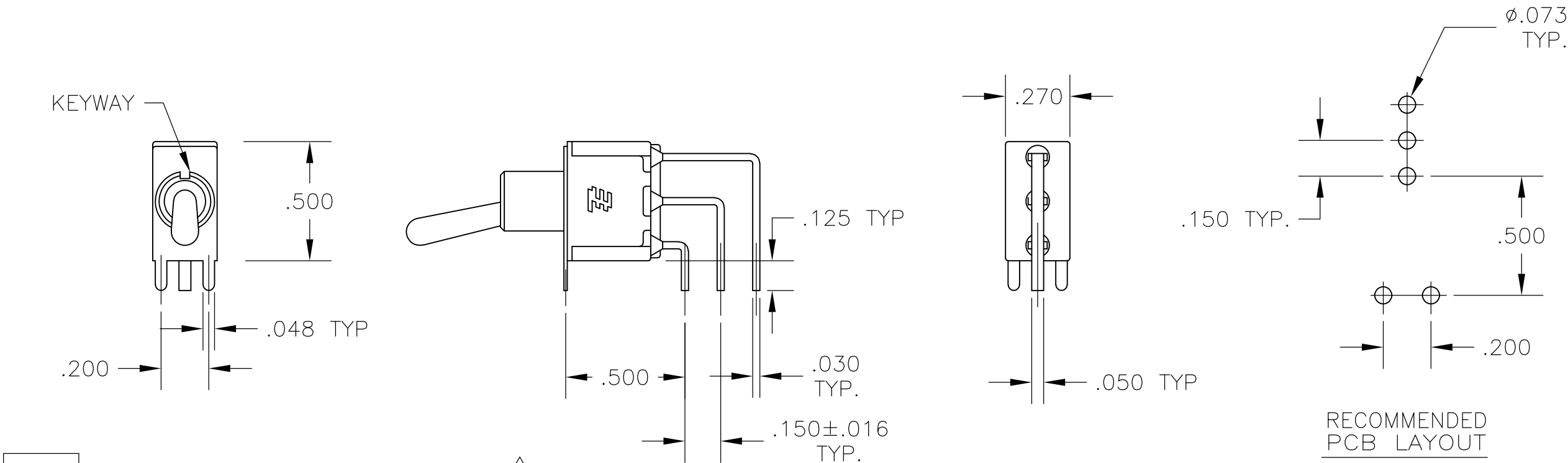
PART NUMBER SEQUENCE CHART

MODEL	FUNCTION	TOGGLE	BUSHING	TERMINAL	CONTACT	RoHS
A1	03	K	CW	A	B	04
	05	K1	D	AV2	G	
	07	L	D9	C	Q	
EXAMPLE: A103SYCQ04		L1	H	V30		
		L2	Y	V40		
		M	Y9	W		
		P3		W4		
		S		Z		
		T		Z3		
		T1				

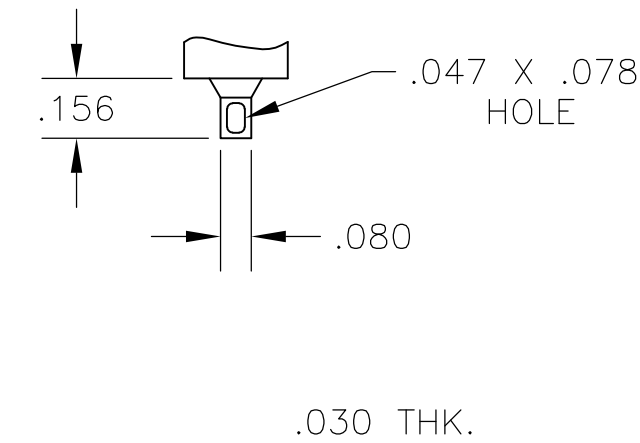
THIS DRAWING IS A CONTROLLED DOCUMENT.		DWN M. ZITTO	18MAY05	TE Connectivity		
DIMENSIONS: INCHES		CHK M. ZITTO	-			
		APVD M. ZITTO	-	NAME GEMINI A SERIES TOGGLE SWITCH, SINGLE POLE, 3 POSITION FUNCTIONS (03, 05 & 07)		
		PRODUCT SPEC	-			
		APPLICATION SPEC	-			
		WEIGHT	-	SIZE A2	CAGE CODE 00779	DRAWING NO C=1825137
		CUSTOMER DRAWING	-	SCALE 3:1	SHEET 1 of 4	REV A7

A

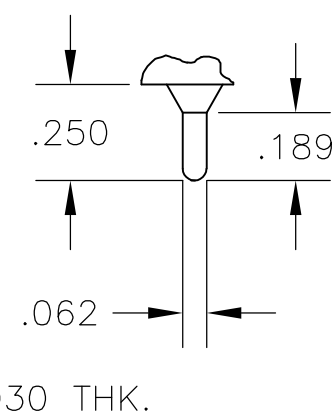
LOC	DIST	REVISIONS				
		P	LTR	DESCRIPTION	DATE	DWN APVD
AD	00	-	-	SEE SHEET 1	-	-



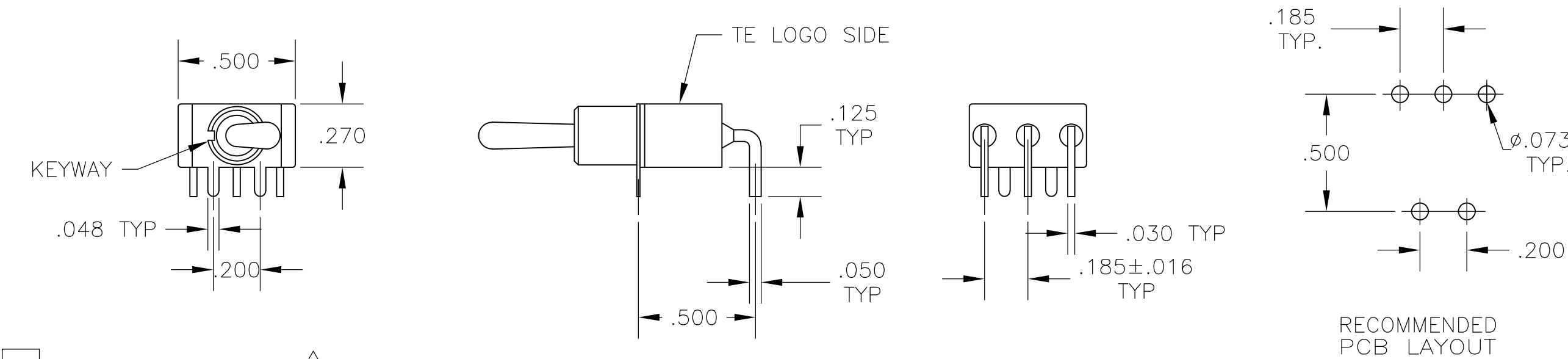
AV2 VERTICAL RIGHT ANGLE



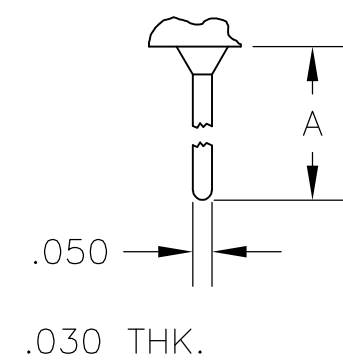
Z WIRE LUG



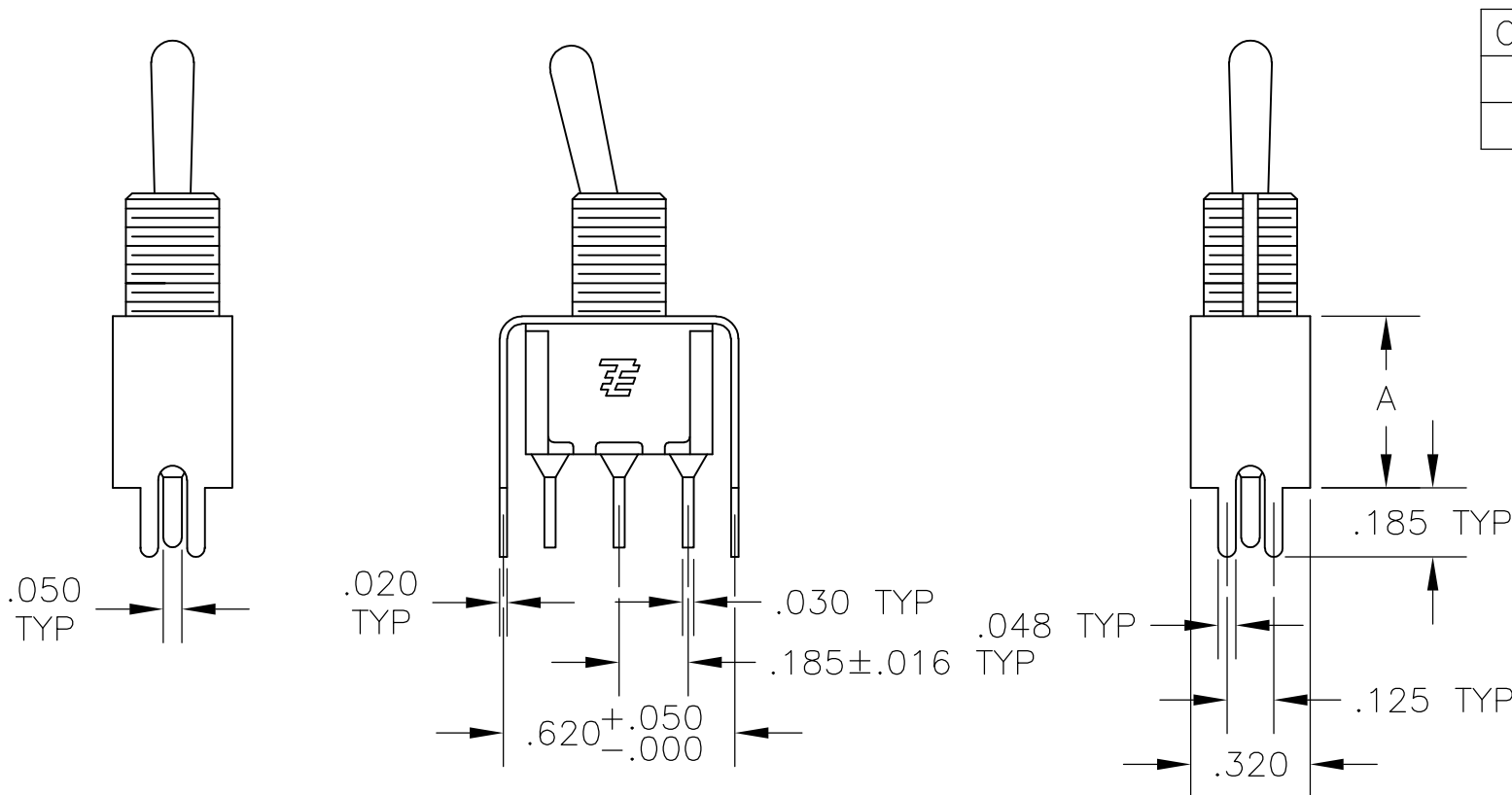
Z3 QUICK CONNECT



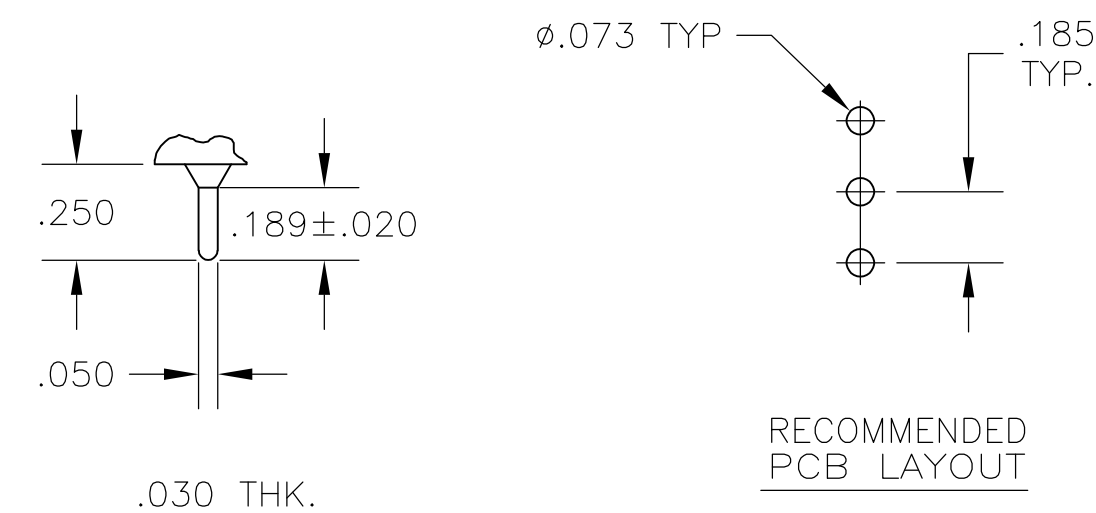
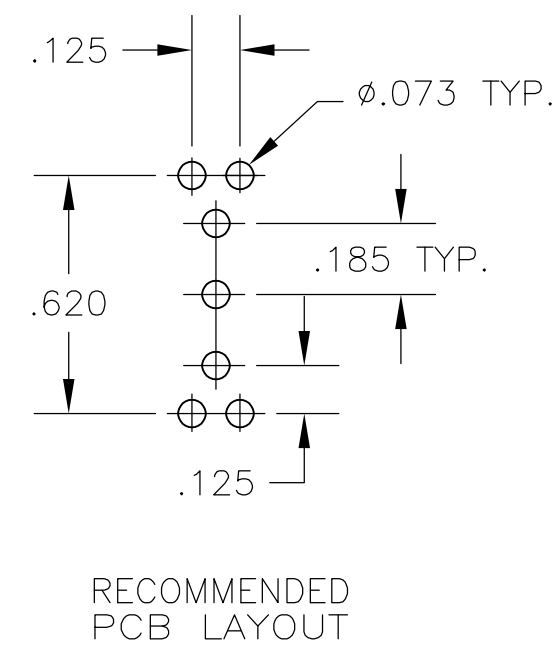
A RIGHT ANGLE



W W4 WIRE WRAP



V30 V40 VERTICAL SUPPORT BRACKET



C PRINTED CIRCUIT

THIS DRAWING IS A CONTROLLED DOCUMENT.		DWN M. ZITTO	18MAY05	TE Connectivity	
DIMENSIONS: INCHES		CHK M. ZITTO	-		
		APVD M. ZITTO	-	NAME GEMINI A SERIES TOGGLE SWITCH, SINGLE POLE, 3 POSITION FUNCTIONS (03, 05 & 07)	
		PRODUCT SPEC	-		
TOLERANCES UNLESS OTHERWISE SPECIFIED:		APPLICATION SPEC	-	SIZE A2	CAGE CODE 00779
MATERIAL -		FINISH -	WEIGHT -	DRAWING NO C=1825137	RESTRICTED TO -
		CUSTOMER DRAWING		SCALE 2:1	SHEET 3 of 4
				REV A7	

LOC	DIST	REVISIONS			
AD	00	P	LTR	DESCRIPTION	DATE
					DWN
					APVD
				SEE SHEET 1	-
					-
					-

D

C

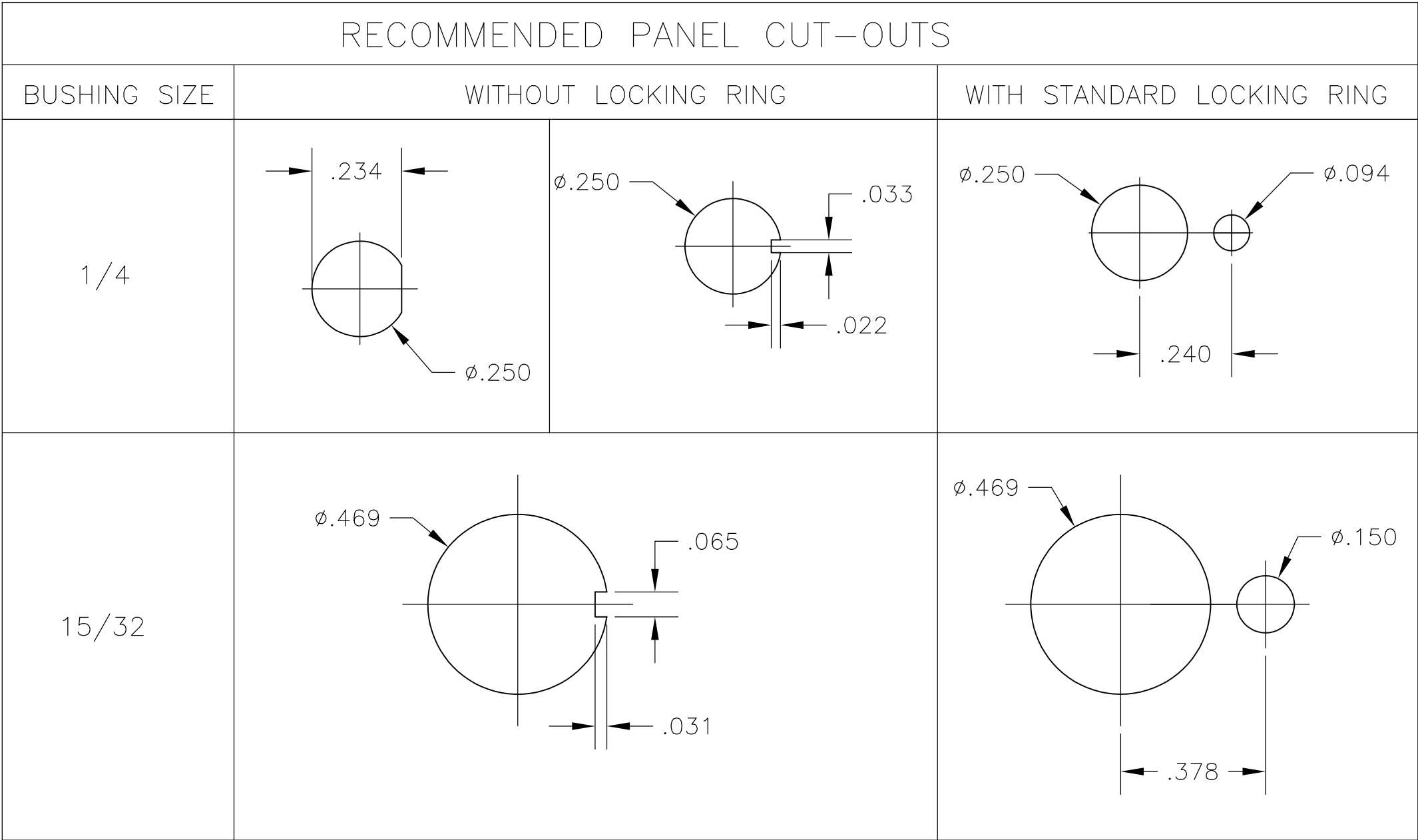
B

A

Alco P/N	P/N
A103KZQ04	1825137-1
A103MD9AB04	1825137-2
A103MD9AG04	1825137-3
A103MD9AQ04	1825137-4
A103MD9AV2B04	1825137-5
A103P3ZQ04	1825137-6
A103SD9AQ04	1825137-7
A103SD9AV2B04	1825137-8
A103SD9AV2Q04	1825137-9
A103SDCB04	1-1825137-0
A103SDCQ04	1-1825137-1
A103SDZQ04	1-1825137-2
A103SYAQ04	1-1825137-3
A103SYAV2Q04	1-1825137-4
A103SYCB04	1-1825137-5
A103SYCQ04	1-1825137-6
A103SYWB04	1-1825137-7
A103SYWQ04	1-1825137-8
A103SYZB04	1-1825137-9
A103SYZQ04	2-1825137-0
A103T1CG04	2-1825137-1
A103T1ZQ04	2-1825137-2
A103TZQ04	2-1825137-3
A105MD9AB04	2-1825137-4
A105MD9AQ04	2-1825137-5
A105MYV30Q04	2-1825137-6
A105P3CG04	2-1825137-7
A105P3CQ04	2-1825137-8
A105P3ZQ04	2-1825137-9
A103MDAB04	3-1825137-0
A105SD9AB04	3-1825137-1
A105SD9AV2Q04	3-1825137-2
A105SD9V30B04	3-1825137-3
A105SYAB04	3-1825137-4
A105SYAV2B04	3-1825137-5
A105SYCB04	3-1825137-6
A105SYCQ04	3-1825137-7
A105SYZB04	3-1825137-8
A105SYZQ04	3-1825137-9
A105T1ZB04	4-1825137-0
A105T1ZQ04	4-1825137-1
A105TZQ04	4-1825137-2
A107KAV2Q04	4-1825137-3
A107KZB04	4-1825137-4
A107MD9AV2B04	4-1825137-5
A107MD9CQ04	4-1825137-6
A107MD9V30Q04	4-1825137-7
A107P3ZQ04	4-1825137-8
A107SYAQ04	4-1825137-9
A107SYCB04	5-1825137-0
A107SYCQ04	5-1825137-1
A107SYZQ04	5-1825137-2
A107TZB04	5-1825137-3
A105MD9AV2B	5-1825137-4
A103MD9V30B04	5-1825137-5
A103MCWCB04	5-1825137-6
A103SCWCB04	5-1825137-7

OBSOLETE

PRELIMINARY
PRELIMINARY
PRELIMINARY



D

C

B

A

MATERIALS CHART		
COMPONENT NAME	BASE MATERIAL	FINISH
CASE	DAP, RED, UL94 V-0	
FRAME	STAINLESS STEEL	
B TERMINALS & CONTACTS	COPPER	GOLD OVER NICKEL
G TERMINALS & CONTACTS	COPPER	GOLD OVER SILVER
Q TERMINALS & CONTACTS	COPPER	.000400 SILVER
ACTUATOR	PHENOLIC, BLACK, UL94 V-1	
LEVER	BRASS	CHROME
BUSHING	BRASS	NICKEL
SPRING	MUSIC WIRE	
SUPPORT BRACKET	BRASS	TIN
PIVOT PIN	STEEL	NICKEL
LOCK WASHER	STAINLESS STEEL	
LOCKING RING	STAINLESS STEEL	
NUTS	C3604BD BRASS	NICKEL
TERMINAL SEAL	EPOXY	

THIS DRAWING IS A CONTROLLED DOCUMENT.

DIMENSIONS:
INCHES

TOLERANCES UNLESS OTHERWISE SPECIFIED:

0 PLC ± -
1 PLC ± -
2 PLC ± -
3 PLC ± .010
4 PLC ± -
ANGLES ± 2°
FINISH -

MATERIAL

-

DWN
M. ZITTO

CHK
M. ZITTO

APVD
M. ZITTO

PRODUCT SPEC

APPLICATION SPEC

WEIGHT

CUSTOMER DRAWING

18MAY05

-

-

-

SCALE 3:1

TE Connectivity

GEMINI A SERIES TOGGLE SWITCH, SINGLE POLE, 3 POSITION FUNCTIONS (03, 05 & 07)

SIZE A2

CAGE CODE 00779

DRAWING NO. C=1825137

RESTRICTED TO

SHEET 4 of 4

REV A7

Mouser Electronics

Authorized Distributor

Click to View Pricing, Inventory, Delivery & Lifecycle Information:

[TE Connectivity:](#)

[A107SYCQ04](#)