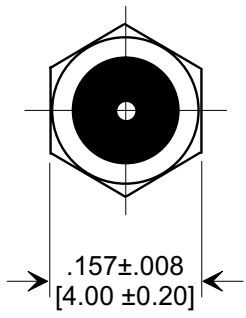
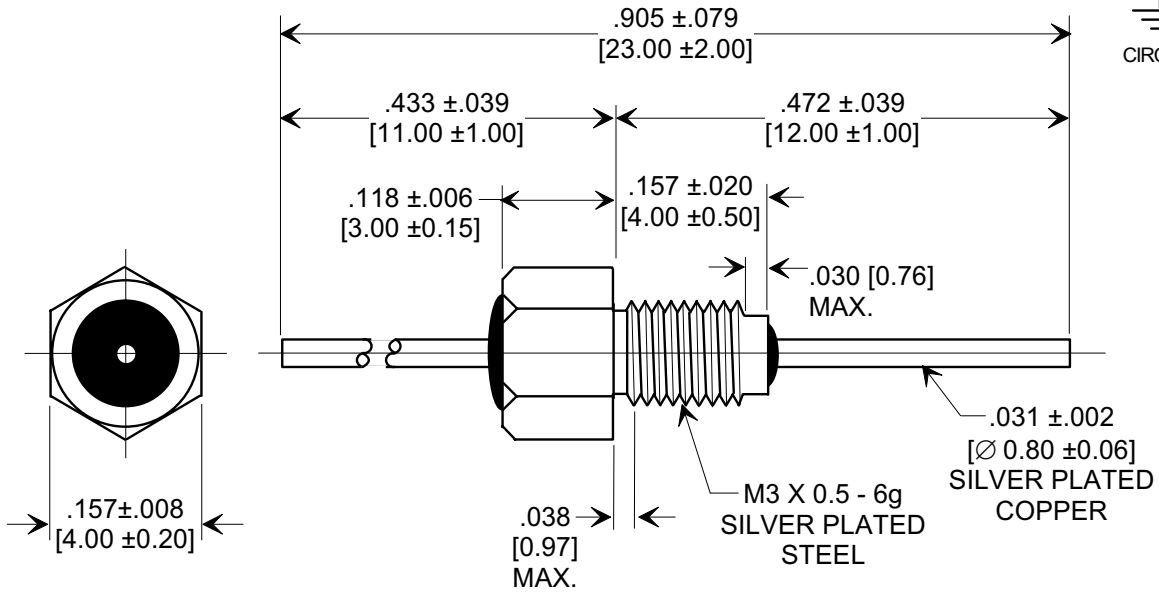
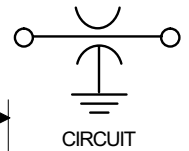
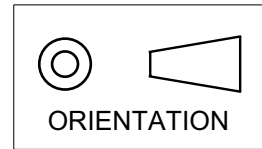
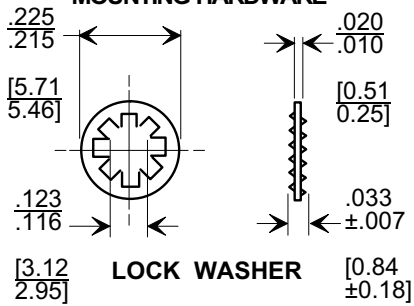


**MARKETING SALES DRAWING**  
**DIMENSIONS IN INCHES - DO NOT SCALE THIS DRAWING**  
**DIMENSIONS IN METRIC [ ]**

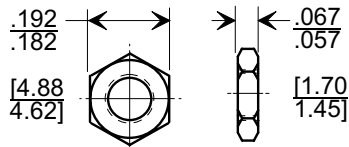
Electrical Testing  
per Tusonix standard  
test plans and Mil-Std-202  
Test Methods.



**MOUNTING HARDWARE**



**LOCK WASHER**



**HEX NUT**

**NOTES:**

1. TUSONIX STANDARD PART NUMBER: 4400-098.  
TUSONIX RoHS COMPLIANT PART NUMBER: 4400-098 LF.  
CUSTOMER MUST SPECIFY STANDARD OR RoHS PART NUMBER WHEN ORDERING.
2. MATERIAL: BUSHING; SILVER PLATED. LEAD; SILVER PLATED.
3. PART MARKING: TRADEMARK AND VARIATION NUMBER ON HEX FLATS. STANDARD PART: BLACK INK. RoHS PART: GREEN INK.
4. OPERATING TEMP. RANGE: -55°C TO +125°C.
5. MAX. RECOMMENDED SOLDERING TEMPERATURE : 260° C.
6. SUPPLIED WITH SILVER PLATED INTERNAL TOOTH LOCK WASHER.
7. MAX. RECOMMENDED MOUNTING TORQUE : 2.0 Lb. in. [.226 Nm.]

CAP.(pf)	TOLERANCE	DC WORKING VOLTAGE		DC CURRENT (AMPS)	I.R. MIN. @ 100 (VDC)	DWV (VDC)	MIN. NO LOAD INSERTION LOSS (db) @ 25°C PER MIL-STD-220				
		85°C	125 °C				1 MHz	10 MHz	100 MHz	1 GHz	10 GHz
27,000	GMV	70	50	10	40 G Ω	150	10	28	42	65	65

<b>REVISION RECORD</b> Original Release C.O. <b>19981028-4-01</b> REVISED NOTES & ADDED NUT/WASHER. S.M. 01-14-00 <b>2000104-1-08</b> ORIENTATION SYMBOL ADDED DWV(VDC) 500 DELETED 1 MHz 10 WAS 1MHz ---- L.E. 04-14-00 <b>20000410-2-07</b> ADDED IR & DWV. REVISED & ADDED NOTES. S.M. 12-01-05 <b>20051128-1-18</b>	<b>--TOLERANCES--</b> Unless Otherwise Specified		Title <b>BUSHING STYLE EMI FILTER</b>		
	DECIMAL ± NOTED		Drawn S.M. 10-29-98	Scale 5 X	
	<b>TUSONIX</b> TUCSON, ARIZONA		Approved J.Mc. 10-29-98	<b>A</b>	<b>4400-098</b>
	<b>ANGLES ±</b>				

X-2015 Rev-0

# Mouser Electronics

Authorized Distributor

Click to View Pricing, Inventory, Delivery & Lifecycle Information:

[Tusonix / CTS:](#)

[4400-098LF](#)