
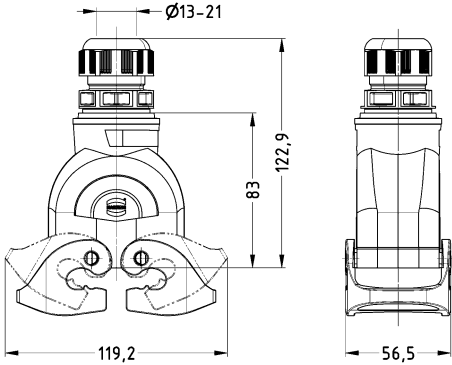

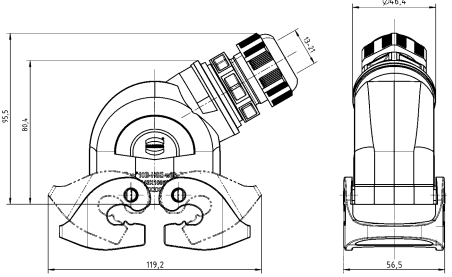

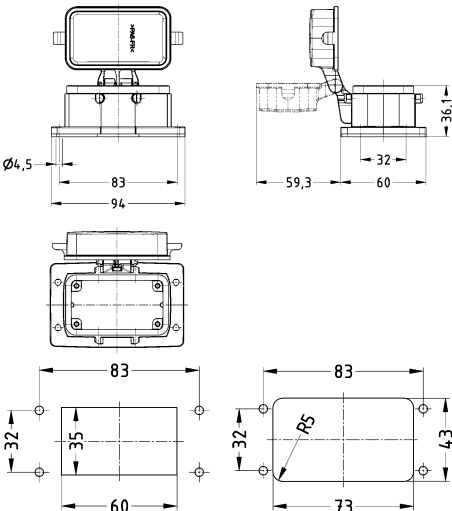


Double locking lever (on the hood)

Han
Eco

Identification	Cable entry	Clamping range (mm)	Part number	Drawing (dimensions in mm)
<p>Han-Eco® B, Hoods, With integrated cable gland, Top entry</p> 	1x M32	13 ... 21	19 43 110 0437	
<p>Han-Eco® B, Hoods, With integrated cable gland, Side entry</p> 	1x M32	13 ... 21	19 43 110 0537	
<p>Han-Eco® B, Bulkhead mounted housings, With thermo-plastic cover, Rear mounting</p> 			19 43 010 0312	 <p>Panel cut out Front mounting / Rear mounting</p>