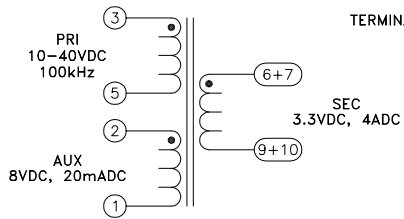
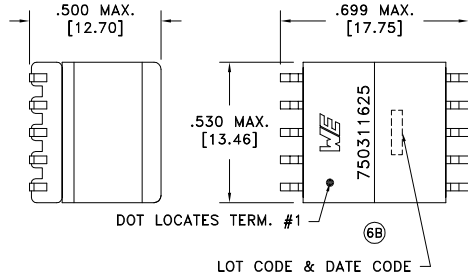
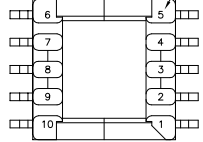


CUSTOMER TERMINAL	RoHS	LEAD(Pb)-FREE
Sn96%, Ag4%	Yes	Yes



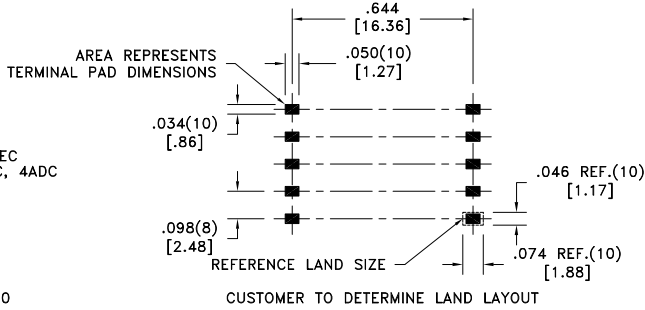
TERM. NO.'s FOR REF. ONLY



Customer to tie terminals 6&7 and 9&10 internally on PC board.

Application of the transformer allows for the leadwires between terminals 6&7 and 9&10 to solder bridge.

6B



ELECTRICAL SPECIFICATIONS @ 25°C unless otherwise noted:

PARAMETER	TEST CONDITIONS	VALUE
D.C. RESISTANCE	3-5 @20°C	0.043 ohms ±20%
D.C. RESISTANCE	2-1 @20°C	0.130 ohms ±20%
D.C. RESISTANCE	6-9 tie(6+7, 9+10), @20°C	0.006 ohms max.
INDUCTANCE	3-5 10kHz, 100mVAC, Ls	9.0uH ±10%
SATURATION CURRENT	20% rolloff from initial	>8A
LEAKAGE INDUCTANCE	3-5 tie(1+2, 6+7+9+10), 100kHz, 50mVAC, Ls	350nH typ., 500nH max.
DIELECTRIC	3-6 tie(2+5, 6+7), 1875VAC, 1 second	1500VAC, 1 minute
DIELECTRIC	1-5 625VAC, 1 second	500VAC, 1 minute
TURNS RATIO	(3-5):(2-1)	1.78:1, ±1%
TURNS RATIO	(3-5):(6-9), tie(6+7, 9+10)	4:1, ±1%

GENERAL SPECIFICATIONS:

OPERATING TEMPERATURE RANGE: -40°C to +125°C including temp rise.

6B Wire insulation & RoHS status not affected by wire color.
 6B Wire insulation color may vary depending on availability.

DETAILS SUBJECT TO CHANGE

REV.	DATE	Packaging Specifications Method: Tape & Reel PKG-0499 www.we-online.com/midcom		Tolerances unless otherwise specified: Angles: ±1° Fractions: ±1/64 Decimals: ±.005 [.13] Footprint: ±.005 [.13]	DRAWING TITLE TRANSFORMER	PART NO. 750311625
6B	6/15			This drawing is dual dimensioned. Dimensions in brackets are in millimeters.	eiSos p/n: 750311625	
6A	4/10	SEE REVISION SHEET FOR REVISION LEVEL				SPECIFICATION SHEET 1 OF 1

Mouser Electronics

Authorized Distributor

Click to View Pricing, Inventory, Delivery & Lifecycle Information:

[Wurth Electronics:](#)

[750311625](#)