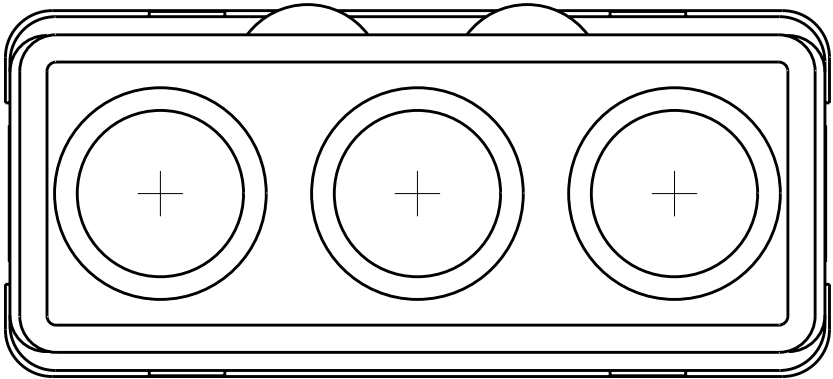


THIS DRAWING IS UNPUBLISHED.

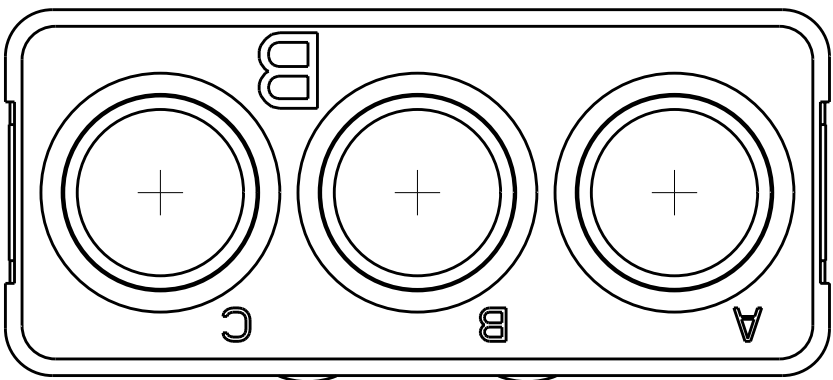
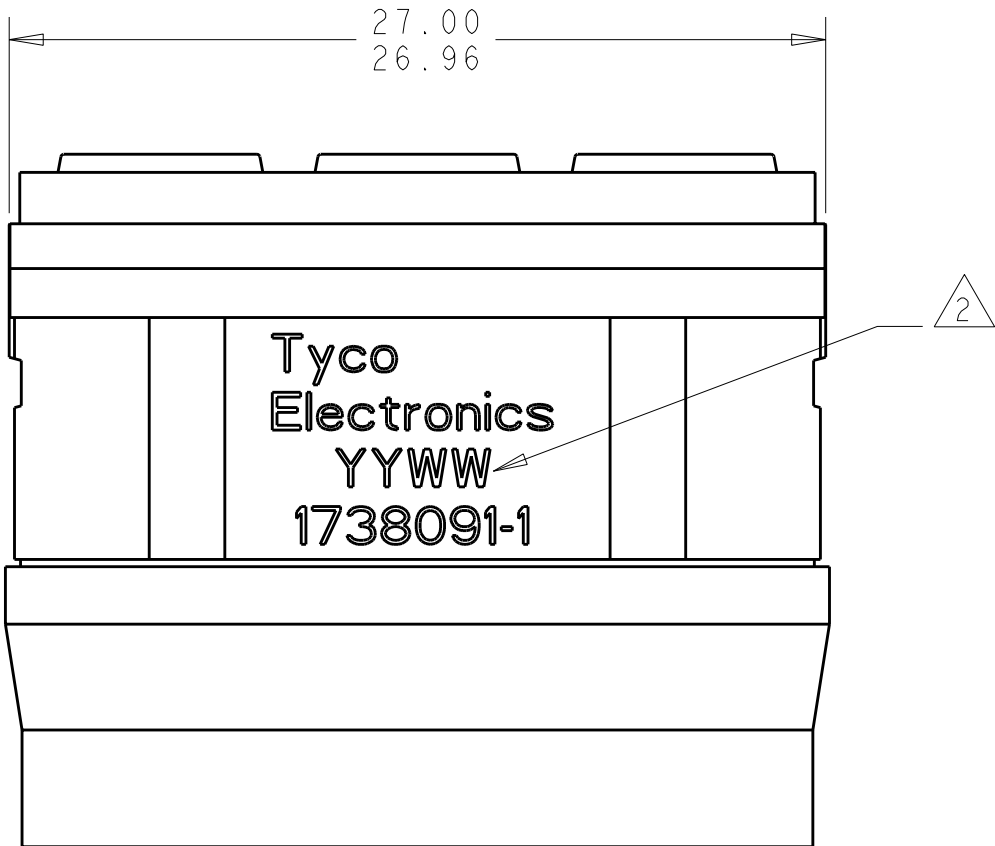
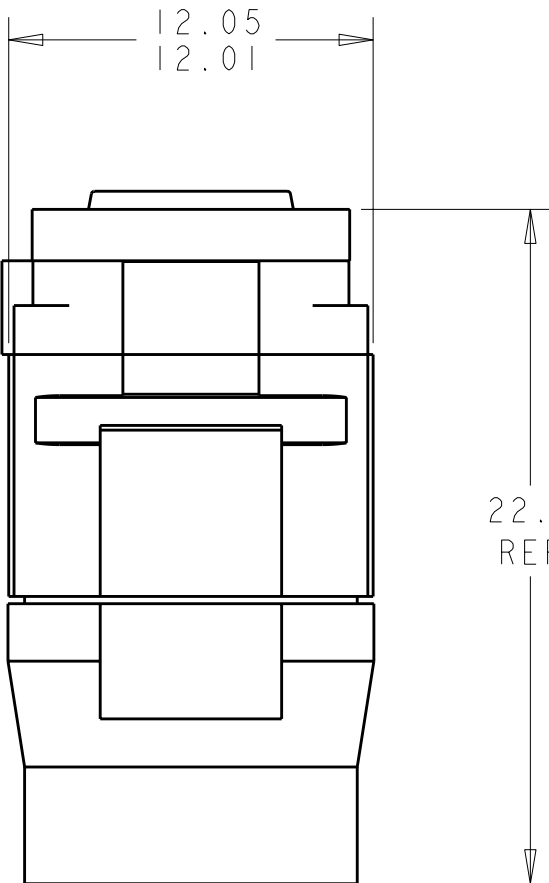
RELEASED FOR PUBLICATION

© COPYRIGHT - BY TYCO ELECTRONICS CORPORATION. ALL RIGHTS RESERVED.

LOC	DIST	REVISIONS					
		P	LTR	DESCRIPTION	DATE	DWN	APVD
-	-		1	PROPOSED	-	-	-
			2	REVISED	27APR2010	RF	JM



MATING FACE



1 FRONT & REAR INSULATOR: HIGH-TEMP THERMOPLASTIC OR THERMOSET EPOXY PER ASTM D5948.  
CONTACT RETENTION CLIPS: STAINLESS STEEL PER AISI 302 OR COPPER ALLOY PER ASTM B194  
REAR GROMMET & INTERFACIAL SEAL: FLUOROSILICONE ELASTOMER PER MIL-R-25988 B, EXCEPT 4.6.6.1

2 DATE CODE: YEAR & WEEK (YY WW)

3. DESCRIPTIVE PART NUMBER GPRBEC3PB  
THIS INSERT CONTAINS: 3 CAVITIES FOR SIZE 5 PIN CONTACTS
4. THIS PRODUCT IS SOLD BY TYCO ELECTRONICS UNDER A LICENSE FROM RADIAL SA.

THIS DRAWING IS A CONTROLLED DOCUMENT FOR TYCO ELECTRONICS CORPORATION IT IS SUBJECT TO CHANGE AND THE CONTROLLING ENGINEERING ORGANIZATION SHOULD BE CONTACTED FOR THE LATEST REVISION.		DWN BH 29JUN2006	Tyco Electronics Harrisburg, PA 17105-3608	
DIMENSIONS: mm		CHK JPM 29JUN2006	NAME INSERT ASSEMBLY, PIN, ENVIRONMENTAL, ARRANGEMENT C3, KEY B, GPRB	
		APVD JPM 29JUN2006		
TOLERANCES UNLESS OTHERWISE SPECIFIED: 0 PLC ± 1 PLC ±0.1 2 PLC ±0.05 3 PLC ± 4 PLC ± ANGLES ±1 FINISH		PRODUCT SPEC - APPLICATION SPEC - WEIGHT -	SIZE A200779	DRAWING NO C-1738091
MATERIAL 		CUSTOMER DRAWING		RESTRICTED TO -
		SCALE 4:1		SHEET 1 OF 1 REV A

# Mouser Electronics

Authorized Distributor

Click to View Pricing, Inventory, Delivery & Lifecycle Information:

[TE Connectivity:](#)

[1738091-1](#)