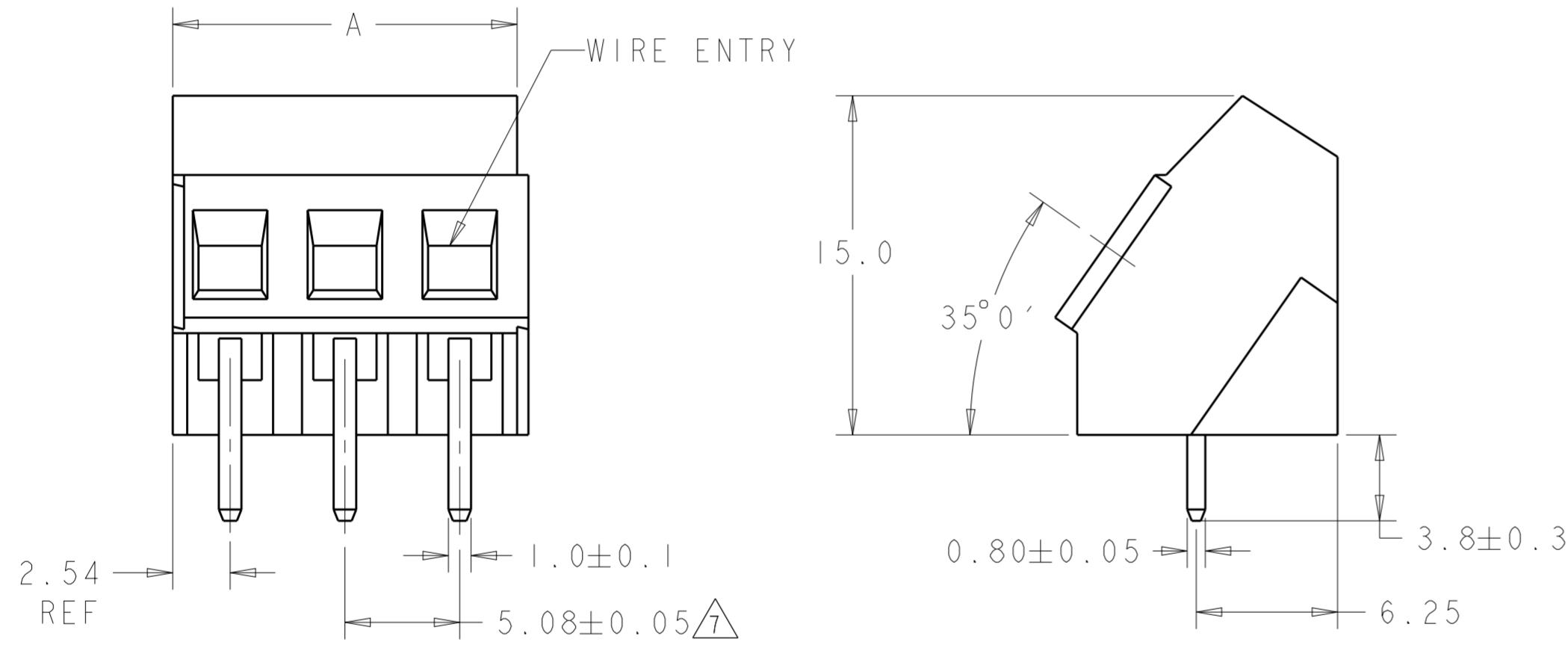
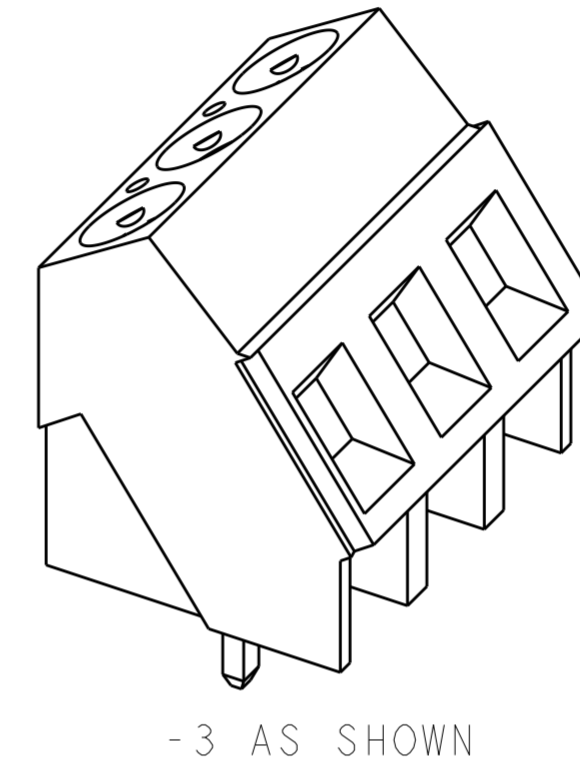
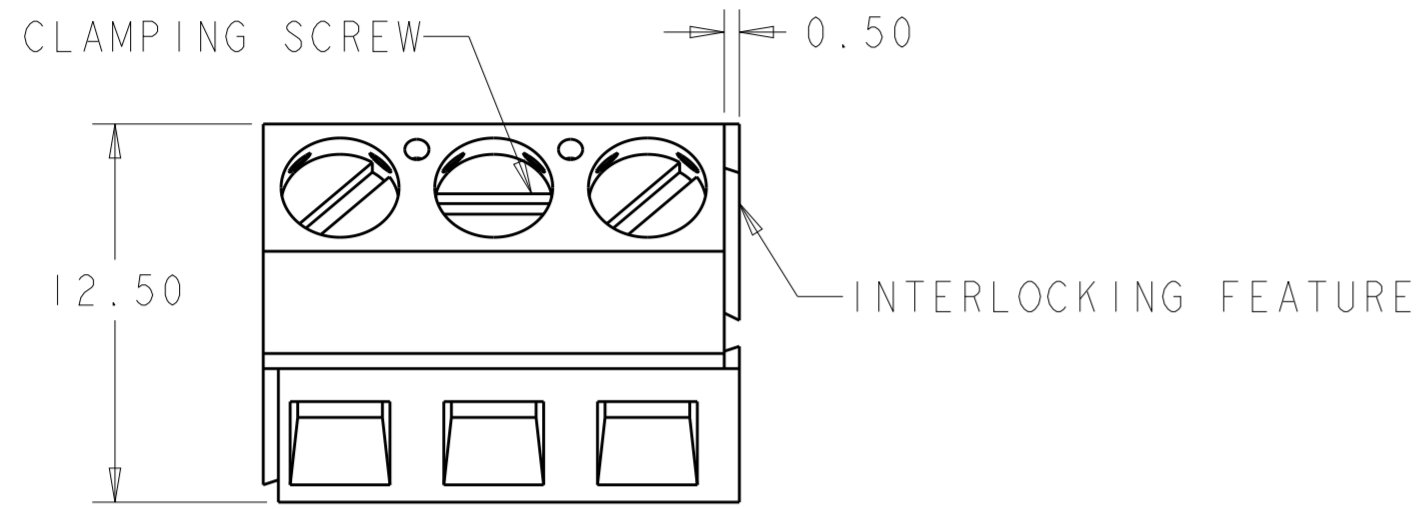


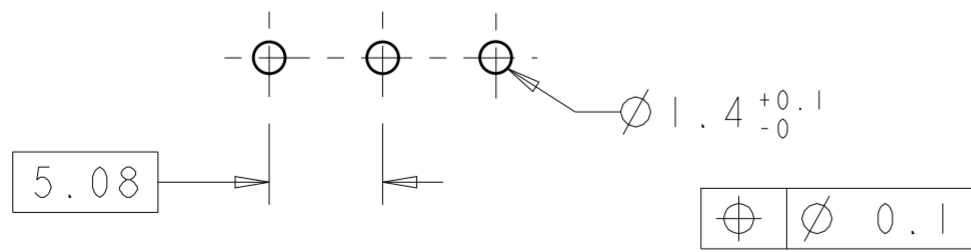
THIS DRAWING IS UNPUBLISHED. RELEASED FOR PUBLICATION 20
 © COPYRIGHT 20 BY - ALL RIGHTS RESERVED.

REVISIONS				
P	LTR	DESCRIPTION	DATE	APVD
	D4	PART STATUS UPDATED	11JAN2018	RK PS



COLOR	DIM. A	MARKING	COMPOSITION	NO POS.	PART NUMBER
GREEN	15.24	9 1, 2, 3	-	3	2-282847-5
ORANGE	15.24	-	-	3	2-282847-3
GREEN	45.72	9 SEE SHEET 2	3+3+3 pos.	9	1-282847-4
	66.04	9 SEE SHEET 2	2+2+3+3+3 pos.	13	1-282847-3
	60.96	-	3+3+3+3 pos.	12	1-282847-2
	55.88	-	3+3+3+2 pos.	11	1-282847-1
	50.80	-	3+3+2+2 pos.	10	1-282847-0
	45.72	-	3+3+3 pos.	9	282847-9
	40.64	-	3+3+2 pos.	8	282847-8
	35.56	-	3+2+2 pos.	7	282847-7
	30.48	-	3+3 pos.	6	282847-6
	25.40	-	3+2 pos.	5	282847-5
20.32	-	2+2 pos.	4	282847-4	
15.24	-	-	3	282847-3	
10.16	-	-	2	282847-2	

RECOMMENDED PC BOARD LAYOUT



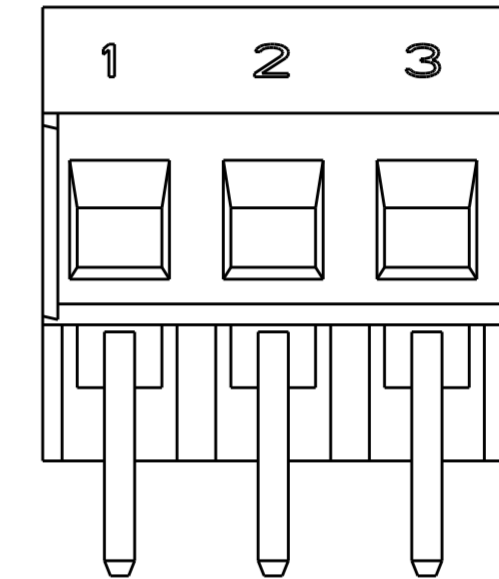
THIS DRAWING IS A CONTROLLED DOCUMENT.

DIMENSIONS:	TOLERANCES UNLESS OTHERWISE SPECIFIED:	DWN E. ZANOLINI	 TE Connectivity
mm	0 PLC ±3	CHK D. BIEVENOUR	
	1 PLC ±.3	APVD D. BIEVENOUR	
	2 PLC ±.25	PRODUCT SPEC	
	3 PLC ±.	APPLICATION SPEC	NAME
	4 PLC ±.	WEIGHT	TERMINAL BLOCK, PCB MOUNT
MATERIAL	FINISH	CUSTOMER DRAWING	ANGLED ENTRY WIRE, STACKING
		SCALE 4:1	W/ INTERLOCK, 5.08mm, PITCH
		SHEET 1 OF 2	RESTRICTED TO
		REV D4	

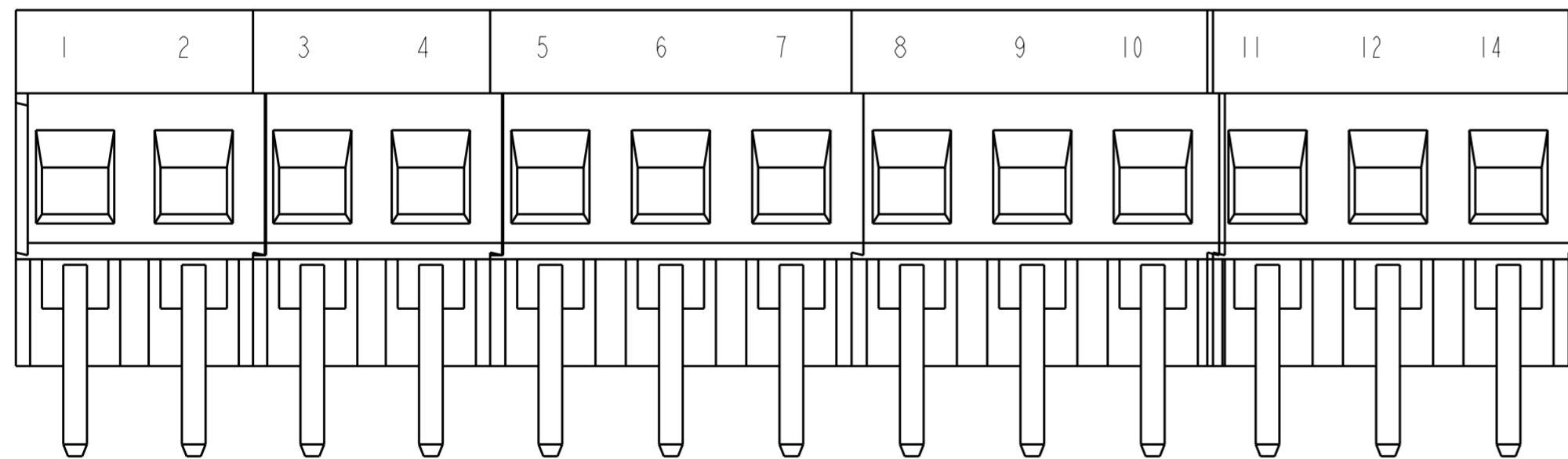
THIS DRAWING IS UNPUBLISHED. RELEASED FOR PUBLICATION 20
 © COPYRIGHT 20 BY - ALL RIGHTS RESERVED.

REVISIONS				
P	LTR	DESCRIPTION	DATE	APVD
-		SEE SHEET 1	-	-

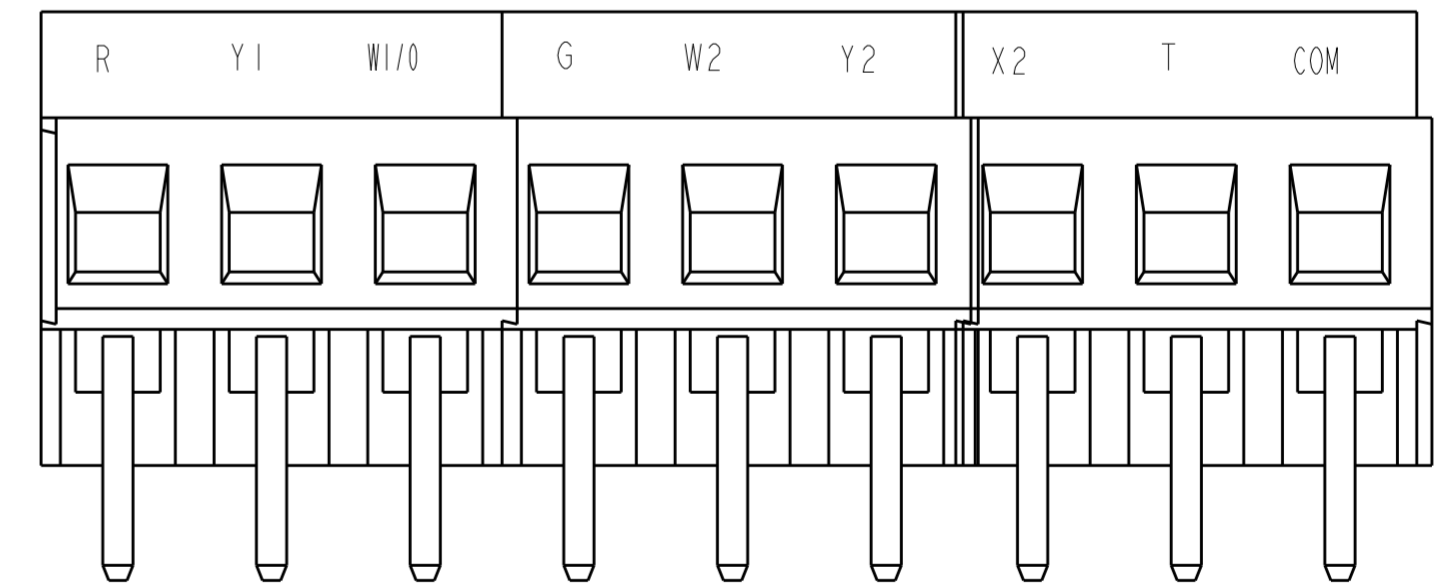
- 1 MATERIALS AND FINISH:
 HOUSING: PA 6-6, UL 94-V0, COLOR: SEE TABLE.
 CLAMP: BRASS, NICKEL PLATED.
 TERMINAL: BRASS, TIN PLATED.
 CLAMPING SCREW: M3, BRASS, NICKEL PLATED.
- 2 SUITABLE FOR 1,6-2,4mm PCB THICKNESS.
- 3 END-TO-END STACKABLE W/INTERLOCK, WITHOUT LOSS OF CENTERLINE SPACING.
- 4 WIRE SIZE RANGE:
 SOLID WIRE: 0,03-2,5mm² (13AWG)
 STRANDED WIRE: 0,03-1,5mm² (15AWG)
- 5 RECOGNIZED UNDER THE COMPONENT PROGRAM OF UNDERWRITERS LABORATORIES INC., FILE NO E60677.
- 6 IMQ CERTIFICATE WITH SURVEILLANCE IN CONFORMITY WITH IEC 998-1/998-2-1.
- 7 NOT CUMULATIVE TOLERANCE.
- 8 P/NS OBTAINED BY GLUING AND ASSEMBLYING TOGETHER LISTED CONNECTORS.
- 9 INK MARKING, BLACK COLOR



P/N 2-282847-5 AS SHOWN



P/N ~~1-282847-3~~ AS SHOWN
 OBSOLETE



P/N ~~1-282847-4~~ AS SHOWN
 OBSOLETE

THIS DRAWING IS A CONTROLLED DOCUMENT.		DWN E. ZANOLINI	TE Connectivity	
DIMENSIONS: mm		CHK D. BIEVENOUR		
TOLERANCES UNLESS OTHERWISE SPECIFIED:		APVD D. BIEVENOUR	NAME: TERMINAL BLOCK, PCB MOUNT ANGLED ENTRY WIRE, STACKING W/ INTERLOCK, 5.08mm, PITCH	
0 PLC ±- 1 PLC ±.3 2 PLC ±.25 3 PLC ±- 4 PLC ±- ANGLES ±2 FINISH		PRODUCT SPEC -	SIZE A2	CAGE CODE 00779
MATERIAL		APPLICATION SPEC -	DRAWING NO C-282847	RESTRICTED TO -
		WEIGHT -	SCALE 4:1	SHEET 2 OF 2
		CUSTOMER DRAWING	REV D4	

Mouser Electronics

Authorized Distributor

Click to View Pricing, Inventory, Delivery & Lifecycle Information:

[TE Connectivity:](#)

[282847-8](#)