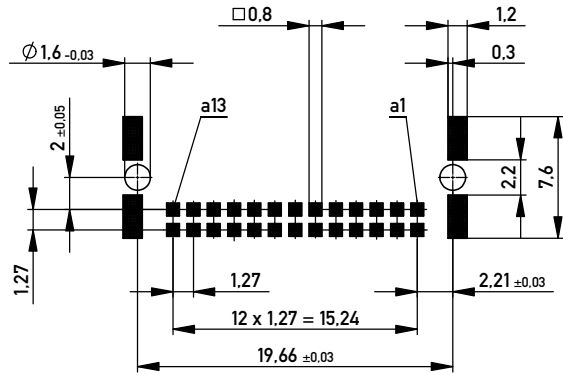
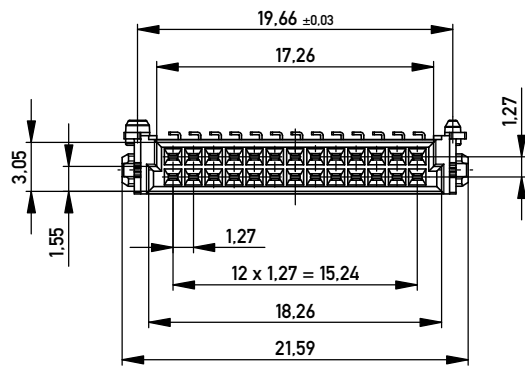
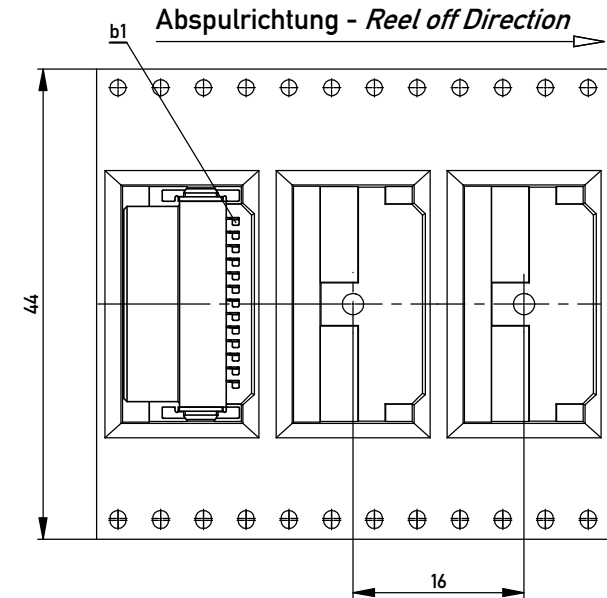
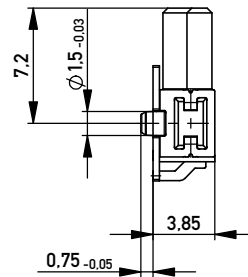
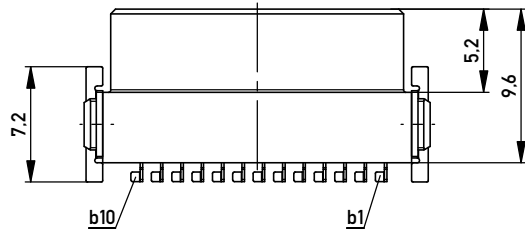
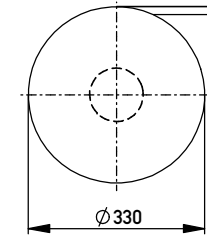


Leiterplatten-Layout Vorschlag für SMT
PCB-Layout Proposal for SMT



Verpackt im Gurt nach DIN IEC 60286-3
Tape on Reel Packaging according to DIN IEC 60286-3
Verpackungseinheit: 560 Stück
Packaging unit: 560 pcs

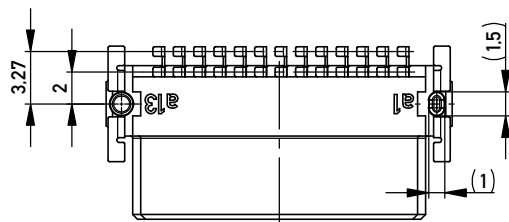


Anforderungsstufe 1
Performance Level 1

Kontaktbereich vergoldet
Mating Area gold plating

Anschlussbereich verzinkt 4-6 µm
Terminal Area 4-6 µm tin plating

Koplanarität der Anschlüsse ≤ 0.1 mm
Coplanarity Area of Termination ≤ 0.1 mm



BA7-03 - Standard Bauhöhe
type7-03 - standard assembly height

Information:		Tolerances	Scale 3:1
All rights reserved. Only for Information. To ensure that this is the latest version of this drawing, please contact one of the ERNI companies before using.		 All Dimensions in mm	Designation Federl. SMC-Q 26-SMD-BA7-03 <i>Female SMC-Q 26-SMD-type7-03</i>
f	22.04.2014	Class SMCQ	
Index	Date	I A3	

Copyright by ERNI GmbH. Proprietary notice pursuant to ISO 16100 to be observed.

Mouser Electronics

Authorized Distributor

Click to View Pricing, Inventory, Delivery & Lifecycle Information:

[ERNI Electronics:](#)

[154741](#)