THIS DRAWING IS UNPUBLISHED. RELEASED FOR PUBLICATION -,- .
© COPYRIGHT - By - ALL RIGHTS RESERVED.

LOC	DIST
GP	00

REVISIONS

P	LTR	DESCRIPTION	DATE	DWN	APVD
	AR3	REVISED PER ECO-13-006318	13MAY13	RW	SY

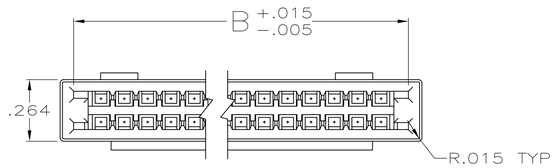

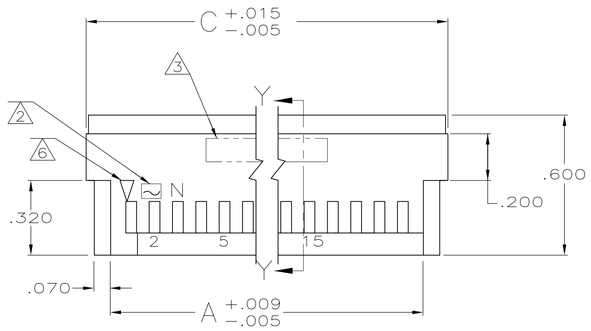

NEAR SIDE

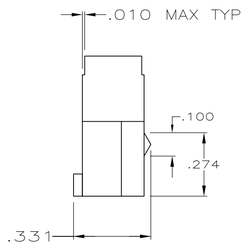

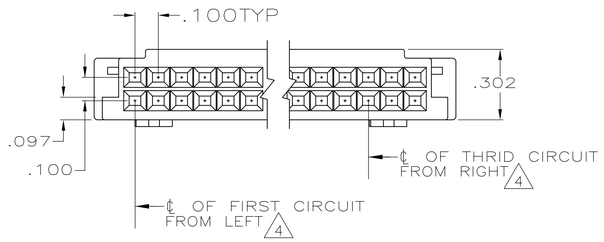

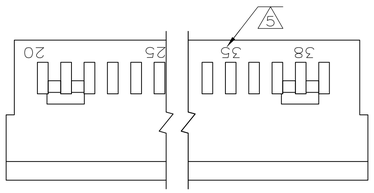

FAR SIDE

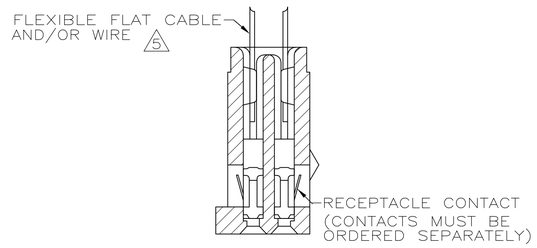

SECTION Y—Y
LOADED HSG
SCALE 4:1
(FOR REF ONLY)

1. HOUSING WILL ACCOMODATE FLEXIBLE FLAT CABLE .050 OR .062 WIDE CONDUCTORS (CABLE .015 MAX THK) AND/OR #22-32 AWG WIRE WITH INSULATION RANGE OF .045 TO .069 DIA.
2. MOLDED "AMP" TRADEMARK, IN THIS AREA
3. PART NO. AND DATE CODE TO BE LASER MARKED
4. DETENTS: 6,8,10,12 & 18 POSN,(1) DETENT LOCATED AS FOLLOWS:
   - 6 & 8 POSN- ℄ OF THRID CIRCUIT FROM RIGHT
   - 10 & 12 POSN- ℄ OF FOURTH CIRCUIT FROM RIGHT
   - 18 POSN- ℄ OF SIXTH CIRCUIT FROM RIGHT
   - 20 POSN & ABOVE- (2) DETENTS LOCATED AS SHOWN
5. CAVITY IDENT NO. TO BE LASER MARKED (SEE TABLE)
6. INDICATES POSITION 1, SURFACE TEXTURE CONTRAST'S WITH REST OF HOUSING
7. THIS HOUSING WILL MATE WITH FFC PIN HOUSING
8. OBSOLETE PART NUMBER
9. SUPERSEDED BY AS MOLDED PART NUMBER.
10. GLASS-FILLED NYLON, BLACK, UL V-0.
11. OBSOLETE PARTS: OBSOLETE CIS STREAMLINING PER D.RENAUD/D.SINISI

LASER MARKED PART NUMBER	FAR SIDE (CAVITY POSN NO. STAMPED)	NEAR SIDE (CAVITY POSN NO. STAMPED)	C	B	A	NO OF POS'N	AS MOLDED PART NUMBER
8 4-88179-1	12-15-22	2-5-10	1.350	1.234	1.140	22	4-88179-2
8 3-88179-9			.650	.534	.440	8	8 4-88179-0
8 3-88179-7	16-20-25-30	2-5-10-14	1.750	1.634	1.540	30	3-88179-8
9 3-88179-5	18-25-30-34	2-5-10-16	1.950	1.834	1.740	34	3-88179-6
11 ~~3-88179-3~~	7-12	2-5	.850	.734	.640	12	3-88179-4
8 3-88179-1	4-6	2	.550	.434	.340	6	3-88179-2
8 2-88179-9	6-10	2-4	.750	.634	.540	10	3-88179-0
8 2-88179-7			3.750	3.634	3.540	70	8 2-88179-8
8 2-88179-5			3.150	3.034	2.940	58	8 2-88179-6
8 2-88179-3	23-25-30-35-40-44	2-5-10-15-20-21	2.450	2.334	2.240	44	2-88179-4
2-88179-1	21-25-30-35-40	2-5-10-15-19	2.250	2.134	2.040	40	2-88179-2
8 1-88179-9	19-25-30-36	2-5-10-17	2.050	1.934	1.840	36	11 ~~2-88179-0~~
8 1-88179-7			1.650	1.534	1.440	28	1-88179-8
8 1-88179-5	14-20-26	2-5-12	1.550	1.434	1.340	26	11 ~~1-88179-6~~
11 ~~1-88179-3~~	13-20-24	2-5-11	1.450	1.334	1.240	24	1-88179-4
11 ~~1-88179-1~~	26-30-35-40-45-50	2-5-10-15-20-24	2.750	2.634	2.540	50	1-88179-2
11 ~~88179-9~~	10-15-18	2-5-8	1.150	1.034	.940	18	1-88179-0
8 88179-7	34-40-45-50-55-60-66	2-5-10-15-20-25-32	3.550	3.434	3.340	66	11 ~~88179-8~~
11 ~~88179-3~~	20-25-30-35-38	2-5-10-15-18	2.150	2.034	1.940	38	88179-6
11 ~~88179-2~~	11-15-20	2-5-9	1.250	1.134	1.040	20	88179-5
8 88179-1			3.250	3.134	3.040	60	8 88179-4

THIS DRAWING IS A CONTROLLED DOCUMENT.

DIMENSIONS: INCHES

TOLERANCES UNLESS OTHERWISE SPECIFIED:
0 PLC ± –
1 PLC ± –
2 PLC ± –
3 PLC ± .005
4 PLC ± –
ANGLES ± –

MATERIAL 10

FINISH –

DWN KATE HELM 11/07/88
CHK D.L.ROCKER 3-6-89
APVD –
PRODUCT SPEC –
APPLICATION SPEC –
WEIGHT –

TE Connectivity

NAME HOUSING,RCPT,DBL ROW WITH DETENTS,.100 CL.

SIZE	CAGE CODE	DRAWING NO	RESTRICTED TO
A1	00779	C-88179	–

CUSTOMER DRAWING

SCALE	SHEET	REV
3:1	1 OF 1	AR3

4805 (3/11)

Mouser Electronics

Authorized Distributor

Click to View Pricing, Inventory, Delivery & Lifecycle Information:

TE Connectivity:

2-88179-4