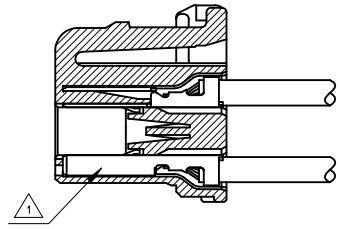
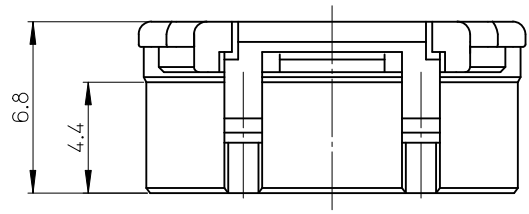
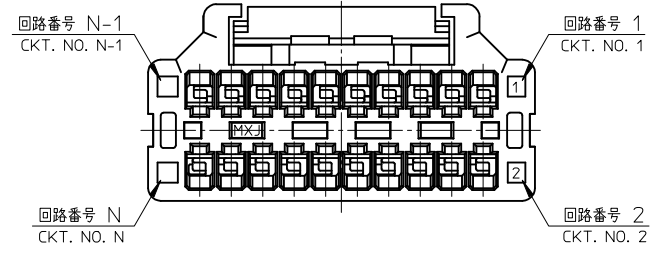
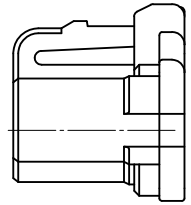
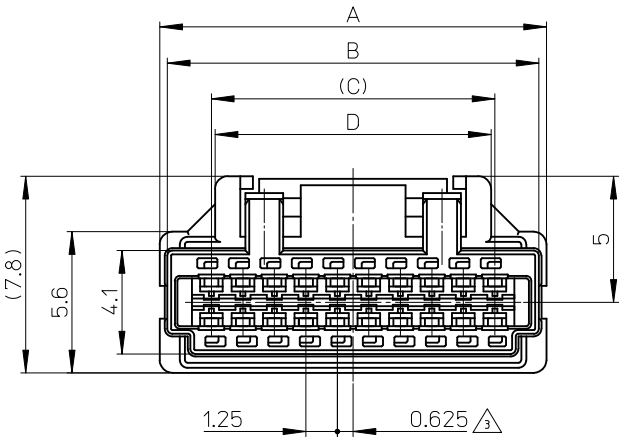


10 9 8 7 6 5 4 3 2 1

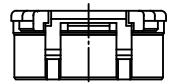


ターミナル装着図  
TERMINAL ASSEMBLY DRAWING

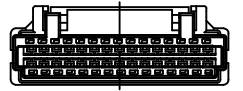


NOTES

- △ 適合ターミナル: 501930-\*\*\*\*  
APPLICABLE TERMINAL : 501930-\*\*\*\*
- 2. 嵌合相手: 501931-\*\*\*\*, 502046-\*\*\*\*  
MATE WITH : 501931-\*\*\*\*, 502046-\*\*\*\*
- △ 極数/2=偶数に適用。  
APPLY FOR CKT. SIZE / 2 = EVEN.
- 4. アプリケーション仕様書(コネクタ取扱説明書)  
AS-503110-001, AS-503110-002  
APPLICATION SPECIFICATIONS (CONNECTOR MANUAL)  
AS-503110-001, AS-503110-002
- 5. 製品仕様書: PS-501931-002  
Product specification: PS-501931-002
- 6. ELV 及び RoHS 適合品  
ELV AND RoHS COMPLIANT



20ckt.



30ckt.



40ckt.

極数の種類 (正面図)

KIND OF CKT. NO. (FRONT VIEW)



23.45	23.75	27.25	27.85	503110-4000	40
17.2	17.5	21	21.6	503110-3000	30
10.95	11.25	14.75	15.35	503110-2000	20
D	C	B	A	PLASTIC BAG	極数
オーダー番号 ORDER No.					CIRCUITS

CONNECTOR SERIES No. 503110-\*\*\*00

REVISED EC NO: J2012-0332 2011/09/01 DRWN: ITO 2011/10/05 CHKD: KASAKAWA 2011/11/17 APPR: Y01TO 2011/11/17	GENERAL TOLERANCES (UNLESS SPECIFIED)		DIMENSION STYLE MM ONLY		SCALE 5:1	DESIGN UNITS METRIC	THIRD ANGLE PROJECTION
	10 UNDER	±0.2	DRAWN BY N. NISHI	DATE 2007/11/16	TITLE 1.25 W/B CONN.DUAL PLUG HOUSING		
	10 OVER 30 UNDER	±0.25	CHECKED BY K. ASAKAWA	DATE 2007/11/16	MATERIAL NO. SEE TABLE		
	30 OVER	±0.3	APPROVED BY Y0. ITO	DATE 2007/11/16	DOCUMENT NO. SD-503110-001		
	ANGULAR ±3 °		DRAFT WHERE APPLICABLE MUST REMAIN WITHIN DIMENSIONS		SHEET NO. 1 OF 1		

部品 PART	材質 MATERIAL
ハウジング HOUSING	ポリエステル(PBT) UL94V-0 色: 白 POLYESTER(PBT) UL94V-0 COLOR: WHITE