

P36 series

Low profile rotary code switches



DISTINCTIVE FEATURES

- 3 actuator types
- Sub-miniature size
- Solder and flux sealed, washable



ENVIRONMENTAL SPECIFICATIONS

- Operating temperature: -50 °C to +125 °C (-58 °F to +257 °F)



ELECTRICAL SPECIFICATIONS

- Operating voltage : ≤ 42 V
- Contact load, static : ≤ 0.4 A
- Contact load, dynamic : ≤ 0.1 A
- Initial contact resistance : 80 m Ω max.
- Insulation resistance : 100 M Ω min.



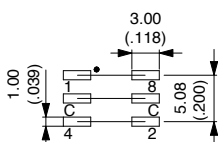
MATERIALS

- Base : UL94-V0, high temperature thermoplastic
- Cover : stainless steel
- Actuator : PA 4.6 nylon
- Contacts : gold over nickel plated phosphor bronze
- Terminals : tin plated

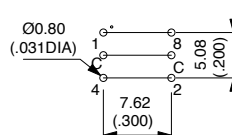


PCB MOUNTING


SURFACE MOUNT



THROUGH-HOLE



The company reserves the right to change specifications without notice.



P36 series

Low profile rotary code switches



SOLDERING

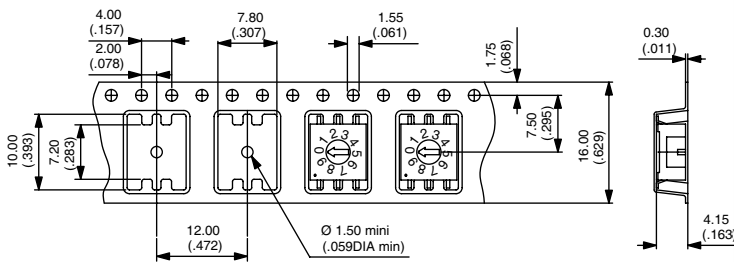
- DIN CEI 68-2-20
- Manual soldering : 340 °C (644 °F) max. for 2 seconds max.
- Wave soldering : 280 °C (536 °F) max. for 5 seconds max.
- Reflow soldering : 260 °C (500 °F) max. for 10 seconds max.



PACKAGING

P36S1..

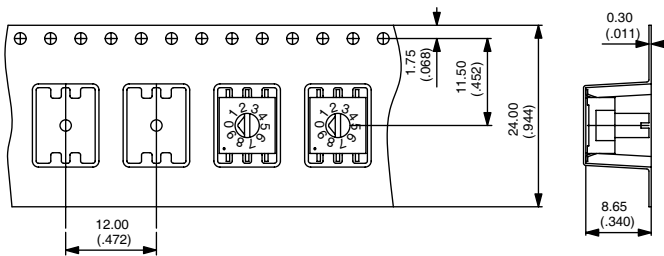
1,300 pieces per reel
dim.A = 22.4 mm
dim B = 16.4 mm



P36S3..

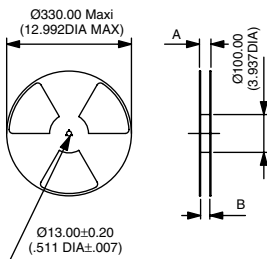
P36S8..

600 pieces per reel
dim.A = 30.4 mm
dim B = 24.4 mm



Reels : To order a SMT product with tape & reel packaging, add "TR" at the end of its part number.

Tubes : 50 pieces (through-hole or SMT) per tube.



P36 series

Low profile rotary code switches



BUILD YOUR PART NUMBER

P36

SERIES

MOUNTING

ACTUATORS

CODES

TERMINALS

(none)	Through-hole
S	Surface mount

1	Screwdriver
3	Spindle
8	Slotted spindle

01	BCD
02	BCD complement
03	Hexadecimal
06	Hexadecimal complement

(none)	Straight or SMT
V	Crimped
L254	Right angle, spacing 2.54 (.100)



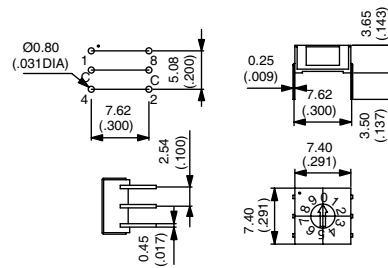
ABOUT THIS SERIES

On the following pages, you will find successively basic part numbers of switches and options in the same order as in above chart.

THROUGH-HOLE



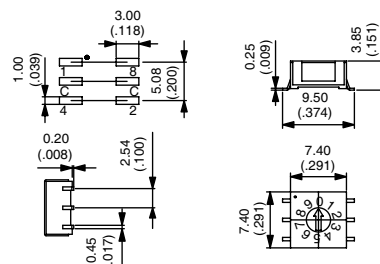
P36



SURFACE MOUNT




P36S



P36 series

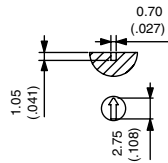
Low profile rotary code switches

ACTUATORS

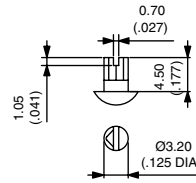


- 1 Screwdriver
- 3 Spindle
- 8 Slotted spindle

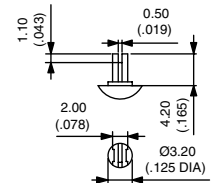
Actuator colour
 depending on codes :
 BCD : Red
 BCD compl. : Orange
 Hexadecimal : Grey
 Hexadec. compl. : White



1




3



-8

CODES



- 01 BCD
- 02 BCD complement
- 03 Hexadecimal
- 06 Hexadecimal complement

POSITION	C	1	2	4	8	MARKING
0	●					0
1	●	●				1
2	●		●			2
3	●	●	●			3
4	●			●		4
5	●	●			●	5
6	●		●	●		6
7	●	●	●	●		7
8	●				●	8
9	●	●			●	9

01

POSITION	C	1	2	4	8	MARKING
0	●	●	●	●	●	0
1	●		●		●	1
2	●	●		●	●	2
3	●			●	●	3
4	●	●	●		●	4
5	●		●		●	5
6	●	●		●	●	6
7	●				●	7
8	●	●	●	●		8
9	●		●	●		9

02

POSITION	C	1	2	4	8	MARKING
0	●					0
1	●	●				1
2	●		●			2
3	●	●	●			3
4	●			●		4
5	●	●		●		5
6	●		●	●		6
7	●	●	●	●		7
8	●				●	8
9	●	●			●	9
10	●		●		●	10
11	●	●	●		●	11
12	●			●	●	12
13	●	●		●	●	13
14	●		●	●	●	14
15	●	●	●	●	●	15

03

POSITION	C	1	2	4	8	MARKING
0	●					0
1	●		●	●	●	1
2	●	●		●	●	2
3	●			●	●	3
4	●	●	●		●	4
5	●		●		●	5
6	●	●			●	6
7	●				●	7
8	●	●	●	●		8
9	●		●	●		9
10	●	●		●		10
11	●			●		11
12	●	●	●			12
13	●		●			13
14	●	●				14
15	●					15

06

TERMINALS



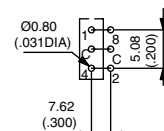
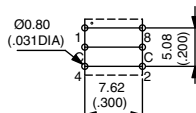
- (none) Straight or SMT
- V Crimped
- L254 Right angle, spacing 2,54 (.100)



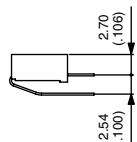
(none)



V



L254



Mouser Electronics

Authorized Distributor

Click to View Pricing, Inventory, Delivery & Lifecycle Information:

[Apem:](#)

[P36S101](#) [P36S103](#) [P36101](#) [P36103](#) [P36102](#) [P36106](#) [P36S102](#) [P36S106](#) [P36103L254](#) [P36101L254](#)
[P36803L254](#) [P36806](#) [P36S101TR](#) [P36S103TR](#) [P36S106TR](#) [P36303](#)