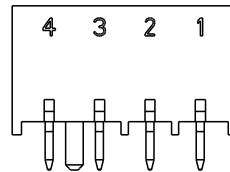
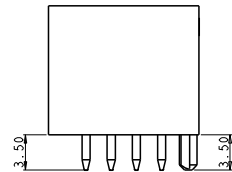
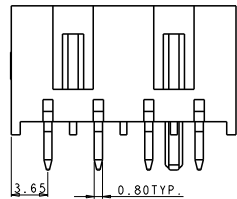
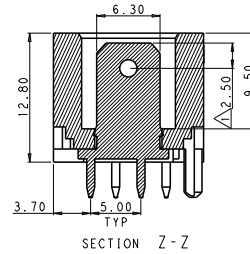
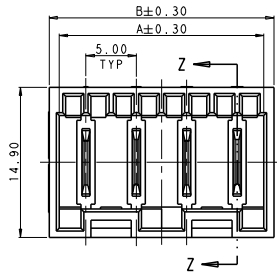
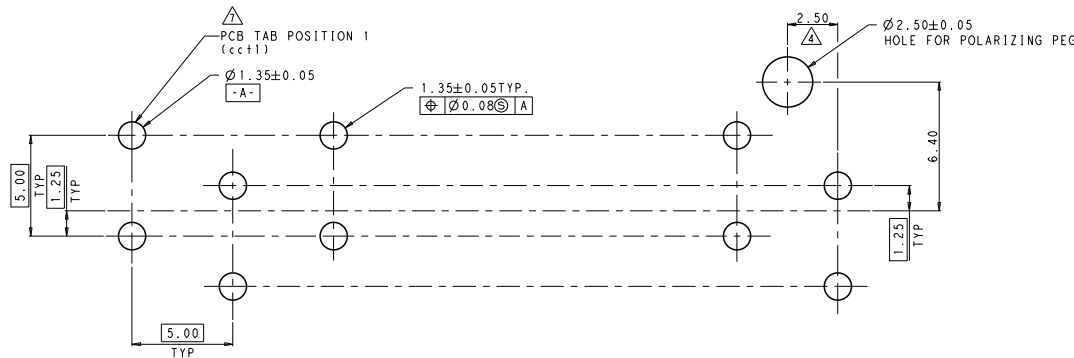
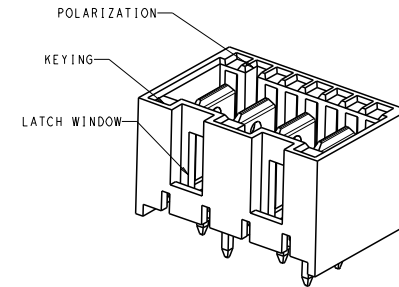


REV	DATE	BY	CHKD	APPD
A4	22092016	HR	RR	



- △ HOUSING HAS RAST 5 COMPLIANT KEYING, LATCHING, AND POLARIZATION. TAB IS 6.3 x 0.8, HOWEVER, THE LOCATION OF THE TAB HOLE DOES NOT MEET DIN 46244.
- 2. RECOMMENDED MATING CONNECTOR FAMILIES INCLUDE POSITIVE-LOCK RAST 5, STANDARD TIMER RAST 5, MULTIFITTING, MULTIFITTING MKII, AND MONO-SHAPE TAB CONNECTORS.
- 3. SEE SHEET 2&3 FOR AVAILABLE CONFIGURATIONS .
- △ DIMENSION OFF OF LAST POSITION REGARDLESS OF EVEN OR ODD POSITION HEADER.
- △ MATERIAL: HOUSING, NYLON, UL 94V-0. CONTACT, BRASS, 0.8mm THICK.
- △ FINISH: CONTACTS, TIN PLATING OVER NICKEL UNDERPLATING SILVER PLATING OVER NICKEL UNDERPLATING.
- △ PCB TABS INSERTED IN A STAGGERED PATTERN BEGINNING WITH POSITION 1.
- 8. THE PART NUMBERS SHOWN IN SHEET 2&3 ARE FOR NATURAL COLOR. THE PART NUMBERS FOR OTHER COLORS ARE BASED ON THE NATURAL ONE. FOR THE SAME CONFIGURATION, THE PREFIX AND POSTFIX OF THE P/N ARE THE SAME. ONLY THE BASE NUMBER IS DIFFERENT ACCORDING TO DIFFERENT COLOR. THE DETAILS SEE SHEET 4.
- 9. PACKAGING: LOOSE PIECE OR TUBE. THE PART NUMBERS IN THIS DRAWING ARE WITH LOOSE PIECE PACKAGING. PLEASE CONTACT TE SALES REPRESENTATIVES FOR TUBE PACKAGING REQUIREMENT.
- 10. PRODUCT COMPLY WITH GLOW WIRE REQUIREMENTS FOR PARTS OF NON-METALLIC MATERIAL SUPPORTING A CURRENT-CARRYING CONNECTION DETAILED IN IEC 60335-1, SECTION 30 (GWT).
- △ PRELIMINARY, NOT FOR PRODUCTION.
- △ PART NUMBERS WITH TUBE PACKAGING.

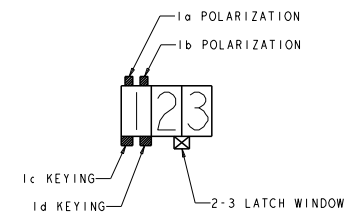



PCB LAYOUT-COMPONENT SIDE
 PCB IS 1.50±0.20 THICK

42.3	40.3	8
37.3	35.3	7
32.3	30.3	6
27.3	25.3	5
22.3	20.3	4
17.3	15.3	3
12.3	10.3	2
B	A	NO. OF POS.

THIS DRAWING IS A CONTROLLED DOCUMENT.		DATE: 02AUG2013	TE Connectivity	
DRAWN BY: DANIEL ZHANG		DATE: 02AUG2013	ASSEMBLY, POSITIVE LOCK	
CHECKED BY: DANIEL ZHANG		DATE: 02AUG2013	RAST 5, HEADER	
APPROVED BY: YUJONG MAO		DATE: 02AUG2013	VERTICAL	
PRODUCT SPEC: 108-108080		SHEET: 1 OF 4		
APPLICATION SPEC: 108-108080		DRAWING NO: 100779		
MATERIAL: NYLON		CAGE CODE: 2232532		
FINISH: -		SCALE: 8:1		
HEIGHT: -		SHEET: 1 OF 4		
Customer Drawing		REV: A4		

LOC	DATE	REV	DESCRIPTION	DATE	BY	APPD
			SEE SHEET 1			



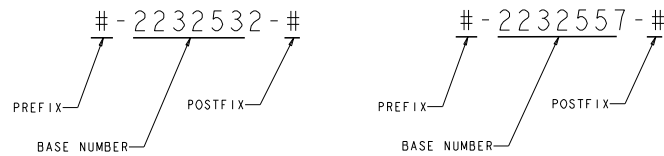
PICTORIAL VIEW KEY

THIS DRAWING IS A CONTROLLED DOCUMENT.		DATE: 02AUG2013	 TE Connectivity
DRAWN BY: DANIEL ZHANG		DATE: 02AUG2013	
CHECKED BY: DANIEL ZHANG		DATE: 02AUG2013	ASSEMBLY, POSITIVE LOCK RAST 5, HEADER VERTICAL
APPROVED BY: LIUJING MAO		DATE: 02AUG2013	
DIMENSIONAL UNIT: mm		PRODUCT SPEC:	MATERIAL: STEEL FINISH:
TOLERANCES UNLESS OTHERWISE SPECIFIED:		APPLICATION SPEC:	
D. PLC #:		HEIGHT:	CASE CODE: A DRAWING NO: 100779 ©=2232532
P. PLC #:		Customer Drawing	
SCALE: 8:1		SHEET: 3 of 4	RESTRICTED TO: REV: A.4

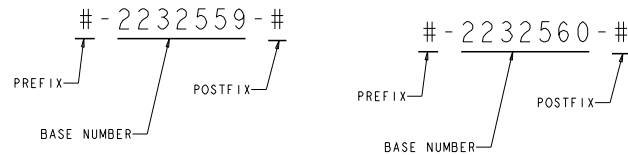
NOTES:
 1. FOR TAB HEADER COLOR CHOICE, THERE ARE EIGHT COLORS AVAILABLE, BESIDES THE NATURAL COLOR, THERE ARE OTHER SEVEN COLORS, INCLUDE: YELLOW, BLUE, GREY, PURPLE, RED, GREEN, BLACK. THE P/N OF THE COLOR TAB HEADER ARE BASED ON THE NATURAL TAB HEADER, THE PREFIX AND POSTFIX ARE THE SAME.
 2. MORE INFORMATION SEE COMMENTS IN RIGHT COLUMN OF BELOW CHART.

COLOR	PART NUMBER OF THE HOUSING		PART NUMBER OF TAB HEADER				COMMENTS
			WITH TIN PLATED CONTACT		WITH SILVER PLATED CONTACT		
NATURAL	*-1971849-*	*-1971893-*	#-2232532-#	#-2232557-#	#-2232559-#	#-2232560-#	THE DETAILS OF CONFIGURATION SEE SHEET 586.
RED	*-1971942-*	*-1971944-*	#-2232562-#	#-2232563-#	#-2232565-#	#-2232566-#	IF THE PREFIX AND POSTFIX NUMBERS OF DIFFERENT COLOR HEADER ARE SAME AS THE ONES OF THE NATURAL TAB HEADER AND THEY ARE IN SAME COLUMN, SO THEY SHOULD HAVE THE SAME CONFIGURATION: SAME KEYING, POLARIZATION AND LATCH WINDOW.
BLUE	*-1971950-*	*-1971952-*	#-2232568-#	#-2232569-#	#-2232571-#	#-2232572-#	
YELLOW	*-2232012-*	*-2232014-*	#-2232574-#	#-2232575-#	#-2232577-#	#-2232578-#	FOR DIFFERENT BASE NUMBER OF SAME COLOR HEADER, ONLY DIFFERENCE IS CONFIGURATION (KEYING, POLARIZATION AND LATCH WINDOW).
BLACK	*-2232004-*	*-2232006-*	#-2232580-#	#-2232581-#	#-2232583-#	#-2232584-#	THE RELATED HOUSING PART NUMBERS OF DIFFERENT COLOR TAB HEADER ARE ALSO BASED ON NATURAL HOUSING, ONLY THE BASE NUMBER IS DIFFERENT, THE DETAILS SEE BOM IN SHEET 2,3&4.
GREY	*-2232020-*	*-2232022-*	#-2232586-#	#-2232587-#	#-2232589-#	#-2232590-#	
GREEN	*-1971958-*	*-1971960-*	#-2232592-#	#-2232593-#	#-2232595-#	#-2232596-#	THE "*" AND "#" CAN BE THE NUMBER FROM 0 TO 9.
PURPLE	*-2232028-*	*-2232030-*	#-2232598-#	#-2232599-#	#-2232601-#	#-2232602-#	
WHITE	*-2232293-*	*-2232295-*	#-2232604-#	#-2232605-#	#-2232607-#	#-2232608-#	

**PART NUMBERS OF NATURAL COLOR TAB HEADER WITH TIN PLATED:



**PART NUMBERS OF NATURAL COLOR TAB HEADER WITH SILVER PLATED:



THIS DRAWING IS A CONTROLLED DOCUMENT.

DESIGNED BY: DANIEL ZHANG 02AUG2013	DATE: 02AUG2013		ASSEMBLY POSITIVE LOCK RAST 5, HEADER VERTICAL
CHECKED BY: DANIEL ZHANG 02AUG2013	DATE: 02AUG2013		
DRAWN BY: YUJONG MAO 02AUG2013	DATE: 02AUG2013	PRODUCT SPEC: -	SIZE: A
APPROVED BY: -	DATE: -	APPLICATION SPEC: -	STOCK CODE: 100779
MATERIAL: -	FINISH: -	HEIGHT: -	DRAWING NO: 2232532
Customer Drawing		SCALE: 8:1	SHEET 4 of 4 REV A.4

Mouser Electronics

Authorized Distributor

Click to View Pricing, Inventory, Delivery & Lifecycle Information:

[TE Connectivity:](#)

[1-2232532-4](#)