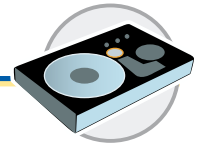




5.0 x 3.2mm Ceramic SMD

**ASSP XO™ for Storage**



**Product Features**

- Very low Pk to Pk jitter - 30ps Max
- Low output current - 10mA Max
- Low power standby mode
- RoHS Compliant

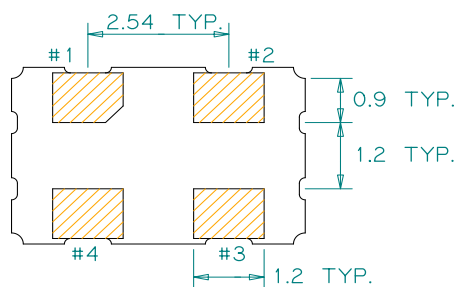
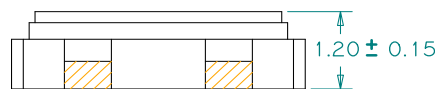
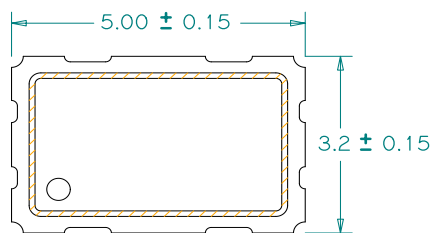
**Product Description**

This is an enhanced high frequency 3.3V, 62.5MHz crystal clock oscillator with superb jitter and low operating current for Serial Attached SCSI Hard Disk Drive applications.

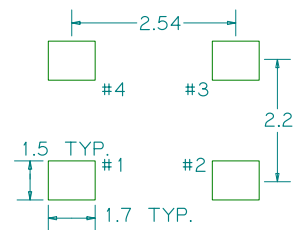
**Applications**

- Serial Attached SCSI 6G Hard Disk Drive

**Package:**



Recommended Land Pattern:



**Pin Functions:**

Pin	Function
1	OE Function
2	Ground
3	Clock Output
4	V <sub>DD</sub>

\*Extended high frequency power decoupling is recommended (see test circuit for minimum recommendation). To ensure optimal performance, do not route RF traces beneath the package.

**Part Ordering Information:**

**FDSAS6062**

### Electrical Performance

Parameter	Min.	Typ.	Max.	Units	Notes
Output Frequency		62.5		MHz	
Supply Voltage V <sub>DD</sub>	1.71	1.8	1.89	V	
Supply Current, Output Enabled			10	mA	
Supply Current, Output Disabled			100	μA	
Frequency Stability			±50	ppm	See Note 1 below
Operating Temperature Range	-20		+70	°C	
Output Logic 0, V <sub>OL</sub>			10% V <sub>DD</sub>	V	
Output Logic 1, V <sub>OH</sub>	90% V <sub>DD</sub>			V	
Output Load			15	pF	
Duty Cycle	45		55	%	Measured 50% V <sub>DD</sub>
Rise and Fall Time			1	ns	Measured 20/80% of waveform
Jitter, pk-pk			30	ps	100.000 random periods

#### Notes:

- Stability includes all combinations of operating temperature, load changes, rated input (supply) voltage changes, initial calibration tolerance (25°C), aging (1 year at 25°C average effective ambient temperature), shock and vibration.
- For specifications other than those listed, please contact sales.

### Output Enable / Disable Function

Parameter	Min.	Typ.	Max.	Units	Notes
Input Voltage (pin 1), Output Enable	0.7 V <sub>DD</sub>			V	or open
Input Voltage (pin 1), Output Disable (low power standby)			0.3 V <sub>DD</sub>	V	Output is Hi-Z
Internal Pullup Resistance	30			kΩ	
Output Disable Delay			200	ns	
Output Enable Delay			2	ms	

### Absolute Maximum Ratings

Parameter	Min.	Typ.	Max.	Units	Notes
Storage Temperature	-55		+125	°C	

For the latest product information visit: <http://www.pericom.com/products/timing/oscillators/FDSAS6062/>

For test circuit go to: [http://www.pericom.com/pdf/sre/tc\\_hcmos.pdf](http://www.pericom.com/pdf/sre/tc_hcmos.pdf)

For soldering reflow profile and reliability test ratings go to: <http://www.pericom.com/pdf/sre/reflow.pdf>

For tape and reel information go to: [http://www.pericom.com/pdf/sre/tr\\_5032\\_xo.pdf](http://www.pericom.com/pdf/sre/tr_5032_xo.pdf)

# Mouser Electronics

Authorized Distributor

Click to View Pricing, Inventory, Delivery & Lifecycle Information:

[Diodes Incorporated:](#)

[FDSAS6062](#)