

Manufactured from **Stainless Steel**, Bulgin's **extensive range** of vandal resistant security switches are designed with a **high resistance** to wear and tear, corrosion and harsh use in potentially hostile environments such as access control applications.

The front and rear panel mounted versions have three profiles –prominent, domed and low profile – with a choice of switching and IP66 & IP68 front panel sealing which combined together to meet the ergonomic, electrical and environmental demands of switch panel design.

And where the ultimate strength of steel is not needed, there is a brass, chrome plated alternative. The low profile style switches are now also available with a latching, push on - push off, action.

The illuminated versions are available in dot and ring LED indication and a variety of illumination colours including bi-colour LED's. Newer versions also feature LED illumination driven by 6V, 12V & 24V together with rear of panel sealing, these options will add that extra dimension to control panel layouts and functionality.



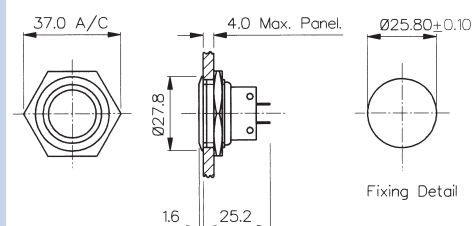
Vandal Resistant	165-185
Push Button	186-195
Voltage Selectors	196
Capacitive Switches	197-202
Piezo Switches	203-208
12mm Switches	209-214
Rocker Switches	215-241
Toggle Switches	242-246
Refrigerator Switches	247-252
Slide Switches	253-257

Front Panel Mounting



MP0027

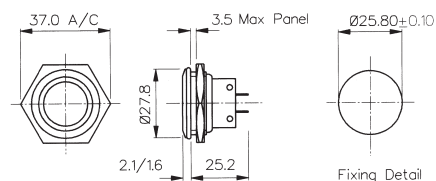
- ⬡ 28mm diameter
- ⬡ S.P.C.O. Microswitch
- ⬡ 5A, 250Vac



Front Panel Mounting

MP0038
Sealed to IP66

- ⬡ Front Panel Sealed to IP66
- ⬡ 28mm diameter
- ⬡ S.P.C.O. Microswitch
- ⬡ 5A, 250Vac

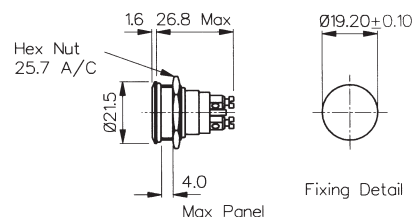


Specifications	MP0027	MP0038
Terminations:	Solder Tags	Solder Tags
Switching:	S.P.C.O. Momentary Action (Microswitch)	S.P.C.O. Momentary Action (Microswitch)
Max. Rating:	5A, 250Vac 2A, 28Vdc	5A, 250Vac 2A, 28Vdc
Contact Resistance:	<10mΩ	<10mΩ
Insulation Resistance:	>10 ³ MΩ	>10 ³ MΩ
Dielectric Strength:	>2.0kVac	>2.0kVac
Operating Temp. Range:	-20°C to +70°C	-20°C to +70°C
Sealing (Front of panel only):		Protection Classification: IP66 EN60529-1:1992 + A2:2013. (Micro switch not sealed)
Operations		
Mechanical:	1,000,000 (min)	1,000,000 (min)
Electrical:	35,000 (min)	35,000 (min)
Operating Pressure:	7.5N (typ)	12.5N (typ)
Rear Nut Fixing Torque:	2.5Nm	1.13Nm
Materials		
Mouldings:	Glass Filled Nylon	Glass Filled Nylon
Tags/Terminations:	Brass, Tin Plated	Brass, Tin Plated
Switch Body & Button:	Stainless Steel	Stainless Steel
Contacts:	Fine Silver	Fine Silver
Thread size:	1.0" x 26TPI	1.0" x 26TPI
RoHS	Compliant	Compliant

Front Panel Mounting

MP0037
Sealed to IP68

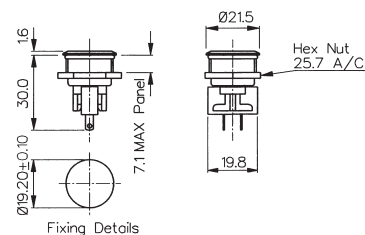
- Front Panel Sealed to IP68
- 21.5mm diameter
- S.P. Push to Make
- 1A, 50Vac/dc
- Industry Standard Size



Front Panel Mounting

MP0031
Sealed to IP66

- Front Panel Sealed to IP66
- 21.5mm diameter
- S.P.C.O. Microswitch
- 5A, 250Vac



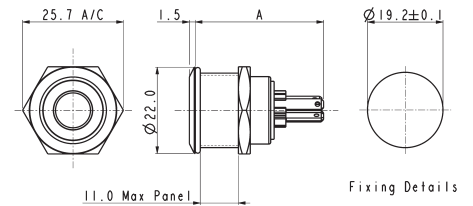
Specifications	MP0037	MP0031
Terminations:	Screw Terminals	Solder Tags
Switching:	S.P. Push to make Momentary action	S.P.C.O. Momentary Action (Microswitch)
Max. Rating:	1A, 50Vac/dc	5A, 250Vac 2A, 28Vdc
Contact Resistance:	<10mΩ	<10mΩ
Insulation Resistance:	>10 ⁵ MΩ	>10 ³ MΩ
Dielectric Strength:	>1.0kVac	>2.0kVac
Operating Temp. Range:	-20°C to +70°C	-20°C to +70°C
Sealing (Front of panel only):	Protection Classification: IP68 EN 60529:1992+A2:2013 (Micro switch not sealed)	Protection Classification: IP66 EN60529-1:1992 + A2:2013. (Micro switch not sealed)
IP68 rating 10M for 2 weeks test:	Passed	
Operations		
Mechanical:	1,000,000 (min)	1,000,000 (min)
Electrical:	30,000 (min)	35,000 (min)
Operating Pressure:	7.5N (typ)	4.7N (typ)
Rear Nut Fixing Torque:	0.57Nm	0.57Nm
Materials		
Mouldings:	Glass Filled Nylon	Glass Filled Nylon
Tags/Terminations:	Brass, Silver Plated	Brass, Tin Plated
Switch Body & Button:	Stainless Steel	Stainless Steel
Contacts:	Brass, Silver Plated, Silver	Fine Silver
Thread size:	0.747" x 26TPI	0.747" x 26TPI
RoHS	Compliant	Compliant

Front Panel Mounting



MPI001 - front panel seal to IP66

- Dot illumination
- 22mm diameter
- Single pole push to make
- 50mA, 24Vdc contact rating
- Red, Green, Amber, Blue, White or dual colour illumination
- Bright daylight LEDs
- Independent LED terminals
- Front panel seal to IP66
- Integral supply resistors
- TVS protection



MPI001/TAG/COL A = 32.7
MPI001/TERM/COL A = 31.0 MAX.

Specifications

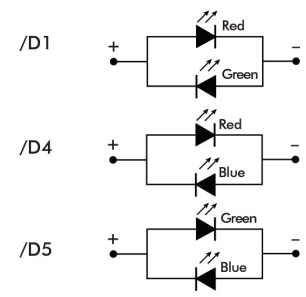
MPI001/Termination/Colour/Voltage

Illumination style:	Dot							
Terminations:	/28 (2.8mm tabs), /TERM or /TE (screw terminals)							
Switching:	Single pole, push to make, tactile (momentary action)							
Max. Switch Rating:	50mA, 24Vdc							
LEDs (ratings @ 20mA)								
Part No.	/RD	/GN	/AM	/BL	/WH	/D1	/D4	/D5
Colours	Red	Green	Amber	Blue	White	Red/Green	Red/Blue	Green/Blue
Luminous Intensity	900mcd	2500mcd	900mcd	1500mcd	900mcd	2500mcd/5000mcd	2000mcd/850mcd	4000mcd/2000mcd
Forward Voltage	1.85V	3.5V	2.3V	3.5V	3.6V	2.05V/3.6V	2.0V/3.6V	3.6V/3.6V
Forward Current	20mA	20mA	20mA	20mA	20mA	20mA	20mA	20mA
Moulding Colour	Red	Green	Amber	Blue	White	Black	Black	Black
Illumination Voltage:	/no suffix No resistor fitted. An appropriate resistor must be series connected by the user. Voltages as above.							
	/6	6Vdc						
	/12	12Vdc						
	/24	24Vdc						
Contact Resistance:	<100mΩ							
Insulation Resistance:	>10 ⁹ MΩ							
Dielectric Strength:	Contact to Panel >2.0kV Contact to Contact 1500							
Operating Temp. Range:	-30°C to +70°C							
Sealing (Front of panel only):	Protection Classification: IP66 EN60529-1:1992 + A2:2013. (Micro switch not sealed)							
Operations								
Mechanical:	750,000 (min)							
Electrical:	35,000 (min)							
Operating Pressure:	12N							
Rear Nut Fixing Torque:	0.57Nm							
Screw Terminal Torque	0.2Nm Max							
Materials								
Switch assembly:	UL94V-0 rated Polyamide (Nylon)							
Tags:	Copper Alloy							
Terminals:	Copper Alloy							
Switch Body & Button:	Stainless Steel							
Lens and Lens Body:	Polycarbonate							
O ring:	Nitrile							
Internal seal:	Silicone							
Contact Plate:	Gold Plated							
Thread size:	18.97mm x 26TPI							




Compliant

Dual Colour LED Configuration

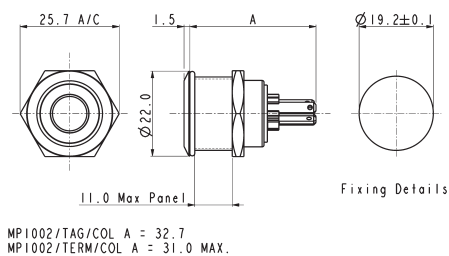


Front Panel Mounting



MPI002- front panel seal to IP66

- Ring illumination
- 22mm diameter
- Single pole push to make
- 50mA, 24Vdc contact rating
- Red, Green, Amber, Blue, White or dual colour illumination
- Bright daylight LEDs
- Independent LED terminals
- Front panel seal to IP66
- Integral supply resistors
- TVS protection



Specifications

MPI002/Termination/Colour/Voltage

Illumination style:	Ring									
Terminations:	/28 (2.8mm tabs), /TERM or /TE (screw terminals)									
Switching:	Single pole, push to make, tactile (momentary action)									
Max. Switch Rating:	50mA, 24Vdc									
LEDs (ratings @ 20mA)										
Part No.	/RD	/GN	/AM	/BL	/WH	/D1	/D4	/D5	/D6	
Colours	Red	Green	Amber	Blue	White	Red/Green	Red/Blue	Green/Blue	Green/White	
Luminous Intensity	900mcd	2500mcd	900mcd	1500mcd	900mcd	2500mcd/5000mcd	2000mcd/850mcd	4000mcd/2000mcd	178mcd/450mcd	
Forward Voltage	1.85V	3.5V	2.3V	3.5V	3.6V	2.05V/3.6V	2.0V/3.6V	3.6V/3.6V	3.4V/3.2V	
Forward Current	20mA	20mA	20mA	20mA	20mA	20mA	20mA	20mA	20mA	
Moulding Colour	Red	Green	Amber	Blue	White	Black	Black	Black	Black	
Illumination Voltage:	/no suffix No resistor fitted. An appropriate resistor must be series connected by the user. Voltages as above.									
	/6	6Vdc								
	/12	12Vdc								
	/24	24Vdc								
Contact Resistance:	<100mΩ									
Insulation Resistance:	>10 ³ MΩ									
Dielectric Strength:	Contact to Panel >2.0kV Contact to Contact 1500									
Operating Temp. Range:	-30°C to +70°C									
Sealing (Front of panel only):	Protection Classification: IP66 EN60529-1:1992 + A2:2013. (Micro switch not sealed)									
Operations										
Mechanical:	750,000 (min)									
Electrical:	35,000 (min)									
Operating Pressure:	12N									
Rear Nut Fixing Torque:	0.57Nm									
Screw Terminal Torque	0.2Nm Max									
Materials										
Switch assembly:	UL94V-0 rated Polyamide (Nylon)									
Tags:	Copper Alloy									
Terminals:	Copper Alloy									
Switch Body & Button:	Stainless Steel									
Lens and Lens Body:	Polycarbonate									
O ring:	Nitrile									
Internal seal:	Silicone									
Contact Plate:	Gold Plated									
Thread size:	18.97mm x 26TPI									

Dual Colour LED Configuration

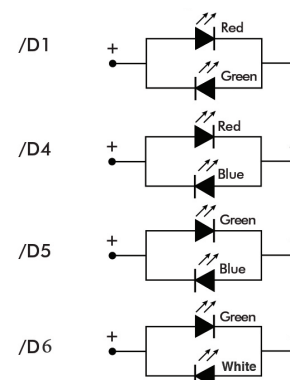
/D1

<



Compliant

Dual Colour LED Configuration

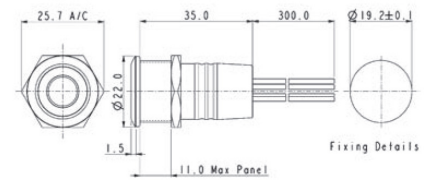


Rear Panel Sealed - Flying Leads



MPI002/FL/xx/x

- Dot or ring illumination
- 22mm diameter
- Single pole push to make
- 50mA, 24Vdc contact rating
- Red, Green, Amber, Blue, White or dual colour illumination
- Bright daylight LEDs
- Independent LED terminals
- Front and rear panel seal to IP66
- Integral supply resistors
- TVS protection



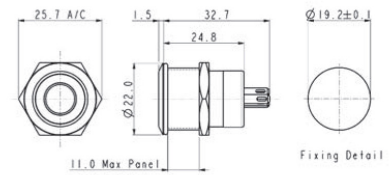
Flying lead colours: LED: red + and black -. Switch contacts: white.

Rear Panel Sealed - Solder Tags



MPI001/RP/xx/x

- Dot or ring illumination
- 22mm diameter
- Single pole push to make
- 50mA, 24Vdc contact rating
- Red, Green, Amber, Blue & White illumination
- Bright daylight LEDs
- Independent LED terminals
- Front and rear panel seal to IP66
- Solder tag termination
- TVS protection



LED terminals marked + and -. Switch terminals unmarked.

Specifications

MPI001/Termination/Colour/Voltage

Illumination style:	Dot				
Terminations:	/FL (Flying leads) /RP (Solder tags)				
Switching:	Single pole, push to make, tactile (momentary action)				
Max. Switch Rating:	50mA, 24Vdc				
LEDs (ratings @ 20mA)					
Part No.	/RD	/GN	/AM	/BL	/WH
Colours	Red	Green	Amber	Blue	White
Luminous Intensity	900mcd	2500mcd	900mcd	1500mcd	900mcd
Forward Voltage	1.85V	3.5V	2.3V	3.5V	3.6V
Forward Current	20mA	20mA	20mA	20mA	20mA
Moulding Colour	Red	Green	Amber	Blue	White

Illumination Voltage:	/no suffix	No resistor fitted. An appropriate resistor must be series connected by the user. Voltages as above.
	/6	6Vdc
	/12	12Vdc
	/24	24Vdc
Contact Resistance:	<100mΩ	
Insulation Resistance:	>10 ⁹ MΩ	
Dielectric Strength:	Contact to Panel >2.0kV Contact to Contact 1500	

Operating Temp. Range:	-30°C to +70°C
Sealing (Front of panel only):	Protection Classification: IP66 EN60529-1:1992 + A2:2013. (Micro switch not sealed)

Operations	
Mechanical:	750,000 (min)
Electrical:	35,000 (min)

Operating Pressure:	12N
Rear Nut Fixing Torque:	0.57Nm

Materials	
Switch assembly:	UL94V-0 rated Polyamide (Nylon)
Tags:	Copper Alloy
Terminals:	Copper Alloy
Switch Body & Button:	Stainless Steel
Lens and Lens Body:	Polycarbonate
O ring:	Nitrile
Internal seal:	Silicone
Contact Plate:	Gold Plated
Thread size:	18.97mm x 26TPI



Compliant

MPI002/Termination/Colour/Voltage

Ring					
/FL (Flying leads)					
/RP (Solder tags)					
Single pole, push to make, tactile (momentary action)					
50mA, 24Vdc					
/RD	/GN	/AM	/BL	/WH	
Red	Green	Amber	Blue	White	
900mcd	2500mcd	900mcd	1500mcd	900mcd	
1.85V	3.5V	2.3V	3.5V	3.6V	
20mA	20mA	20mA	20mA	20mA	
Red	Green	Amber	Blue	White	

/no suffix	No resistor fitted. An appropriate resistor must be series connected by the user. Voltages as above.
/6	6Vdc
/12	12Vdc
/24	24Vdc
<100mΩ	
>10 ³ MΩ	
Contact to Panel	>2.0kV
Contact to Contact	1500

Operating Temp. Range:	-30°C to +70°C
Sealing (Front of panel only):	Protection Classification: IP66 EN60529-1:1992 + A2:2013. (Micro switch not sealed)

Operations	
Mechanical:	750,000 (min)
Electrical:	35,000 (min)

Operating Pressure:	12N
Rear Nut Fixing Torque:	0.57Nm

Materials	
Switch assembly:	UL94V-0 rated Polyamide (Nylon)
Tags:	Copper Alloy
Terminals:	Copper Alloy
Switch Body & Button:	Stainless Steel
Lens and Lens Body:	Polycarbonate
O ring:	Nitrile
Internal seal:	Silicone
Contact Plate:	Gold Plated
Thread size:	18.97mm x 26TPI

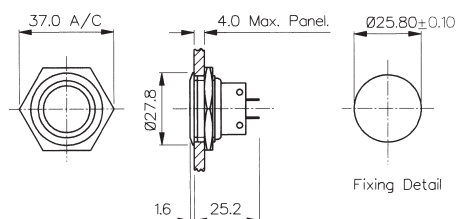
Compliant

Front Panel Mounting



MPB038
Sealed to IP66

- Front Panel Sealed to IP66
- 28mm diameter
- S.P.C.O. Microswitch
- 5A, 250Vac

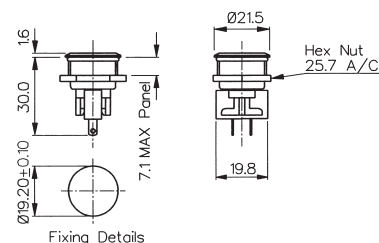


Front Panel Mounting



MPB031
Sealed to IP66

- Front Panel Sealed to IP66
- 21mm diameter
- S.P.C.O. Microswitch
- 5A, 250Vac

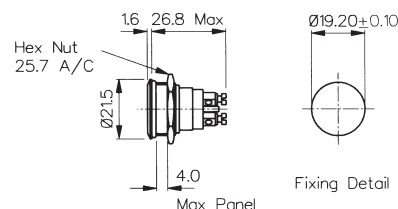


Front Panel Mounting



MPB037
Sealed to IP68

- Front Panel Sealed to IP68
- 21.5mm diameter
- S.P. Push to Make
- 1A, 50Vac/dc



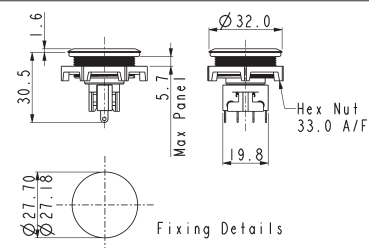
Specifications	MPB038	MPB031	MPB037
Terminations:	Solder Tags	Solder Tags	Screw Terminals
Switching:	S.P.C.O. Momentary Action (Microswitch)	S.P.C.O. Momentary Action (Microswitch)	S.P. Push to make Momentary action
Max. Rating:	5A, 250Vac. 2A, 28Vdc	5A, 250Vac. 2A, 28Vdc	1A, 50Vac/dc
Contact Resistance:	<10mΩ	<10mΩ	<10mΩ
Insulation Resistance:	>10 ³ MΩ	>10 ³ MΩ	>10 ⁵ MΩ
Dielectric Strength:	>2.0kVac	>2.0kVac	>1.0kVac
Operating Temp. Range:	-20°C to +70°C	-20°C to +70°C	-20°C to +70°C
Sealing (Front of panel only):	Protection Classification: IP66 EN60529-1:1992 + A2:2013. (Micro switch not sealed)	Protection Classification: IP66 EN60529-1:1992 + A2:2013. (Micro switch not sealed)	Protection Classification: IP68 EN60529-1:1992 + A2:2013. (Micro switch not sealed) (10m for 2 weeks)
Operations			
Mechanical:	1,000,000 (min)	1,000,000 (min)	1,000,000 (min)
Electrical:	35,000 (min)	35,000 (min)	30,000 (min)
Operating Pressure:	12.5N (typ)	4.7N (typ)	7.5N (typ)
Rear Nut Fixing Torque:	1.13Nm	0.57Nm	0.57Nm
Materials			
Mouldings:	Glass Filled Nylon	Glass Filled Nylon	Glass Filled Nylon
Tags/Terminations:	Brass, Tin Plated	Brass, Tin Plated	Brass, Tin Plated
Switch Body & Button:	Brass	Brass	Brass
Contacts:	Fine Silver	Fine Silver	Brass, Silver Plated, Silver
Thread size:	1.0" x 26TPI	0.747" x 26TPI	0.747" x 26TPI
RoHS	Compliant	Compliant	Compliant

Front Panel Mounting - Low Profile



MP0050

- Front Panel Sealed to IP68
- Flush button
- 32.0mm diameter
- S.P.C.O. switching
- Momentary action
- 5A, 250Vac

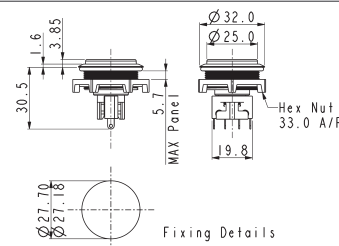


Front Panel Mounting - Protruding Profile



MP0050/2

- Front Panel Sealed to IP68
- Protruding button
- 32.0mm diameter
- S.P.C.O. switching
- Momentary action
- 5A, 250Vac



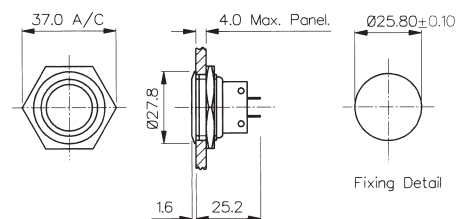
Specifications	MP0050	MP0050/2
Terminations:	Solder Tags	Solder Tags
Switching:	S.P.C.O. Momentary Action (Microswitch)	S.P.C.O. Momentary Action (Microswitch)
Max. Rating:	5A, 250Vac. 2A, 28Vdc	5A, 250Vac. 2A, 28Vdc
Contact Resistance:	<10mΩ	<10mΩ
Insulation Resistance:	>10 ³ MΩ	>10 ³ MΩ
Dielectric Strength:	>2.0kVac	>2.0kVac
Operating Temp. Range:	-20°C to +70°C	-20°C to +70°C
Sealing (Front of panel only):	Protection Classification: IP66 EN60529-1:1992 + A2:2013. (Micro switch not sealed)	Protection Classification: IP66 EN60529-1:1992 + A2:2013. (Micro switch not sealed)
Operations		
Mechanical:	1,000,000 (min)	1,000,000 (min)
Electrical:	35,000 (min)	35,000 (min)
Operating Pressure:	4.7Nm	4.7N (typ)
Rear Nut Fixing Torque:	0.57Nm	0.57Nm
Materials		
Mouldings:	Glass Filled Nylon	Glass Filled Nylon
Tags/Terminations:	Brass, Tin Plated	Brass, Tin Plated
Switch Body & Button:	Stainless Steel	Stainless Steel
Contacts:	Fine Silver	Fine Silver
Thread size:	M27 x 1.0-6H	M27 x 1.0-6H
RoHS	Compliant	Compliant

Front Panel Mounting



MP0027/3

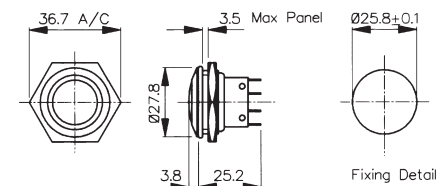
- 28mm diameter
- Domed Profile
- S.P.C.O. Microswitch
- 5A, 250Vac



Front Panel Mounting

MP0038/3
Sealed to IP66

- Front Panel Sealed to IP66
- 28mm diameter
- Domed Profile
- S.P.C.O. Microswitch
- 5A, 250Vac

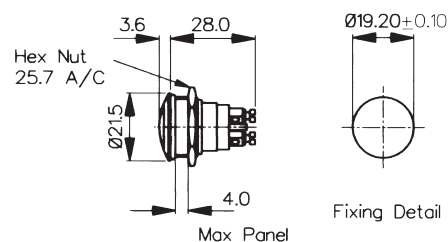


Specifications	MP0027/3	MP0038/3
Terminations:	Solder Tags	Solder Tags
Switching:	S.P.C.O. Momentary Action (Microswitch)	S.P.C.O. Momentary Action (Microswitch)
Max. Rating:	5A, 250Vac. 2A, 28Vdc	5A, 250Vac. 2A, 28Vdc
Contact Resistance:	<10mΩ	<10mΩ
Insulation Resistance:	>10 ³ MΩ	>10 ³ MΩ
Dielectric Strength:	>2.0kVac	>2.0kVac
Operating Temp. Range:	-20°C to +70°C	-20°C to +70°C
Sealing (Front of panel only):		Protection Classification: IP66 EN60529-1:1992 + A2:2013. (Micro switch not sealed)
Operations		
Mechanical:	1,000,000 (min)	1,000,000 (min)
Electrical:	35,000 (min)	35,000 (min)
Operating Pressure:	7.5N (typ)	12.5N (typ)
Rear Nut Fixing Torque:	2.5Nm	1.13Nm
Materials		
Mouldings:	Glass Filled Nylon	Glass Filled Nylon
Tags/Terminations:	Brass, Tin Plated	Brass, Tin Plated
Switch Body & Button:	Stainless Steel	Stainless Steel
Contacts:	Fine Silver	Fine Silver
Thread size:	1.0" x 26TPI	0.747" x 26TPI
RoHS	Compliant	Compliant

Front Panel Mounting

MP0037/3
Sealed to IP68

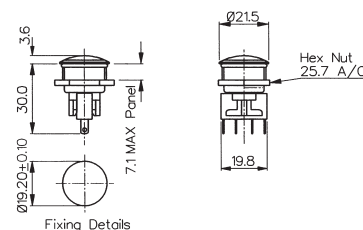
- Front Panel Sealed to IP68
- 21.5mm diameter
- Domed Profile
- S.P. Push to Make
- 1A, 50Vac/dc



Front Panel Mounting

MP0031/3
Sealed to IP66

- Front Panel Sealed to IP66
- 21.5mm diameter
- Domed Profile
- S.P.C.O. Microswitch
- 5A, 250Vac



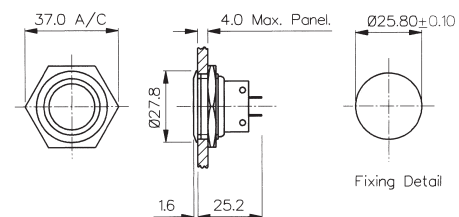
Specifications	MP0037/3	MP0031/3
Terminations:	Screw Terminals	Solder Tags
Switching:	S.P. Push to make Momentary action	S.P.C.O. Momentary Action (Microswitch)
Max. Rating:	1A, 50Vac/dc	5A, 250Vac. 2A, 28Vdc
Contact Resistance:	<10mΩ	<10mΩ
Insulation Resistance:	>10 ⁵ MΩ	>10 ³ MΩ
Dielectric Strength:	>1.0kVac	>2.0kVac
Operating Temp. Range:	-20°C to +70°C	-20°C to +70°C
Sealing (Front of panel only):	Protection Classification: IP68 EN60529-1:1992 + A2:2013. (Micro switch not sealed) (10m for 2 weeks)	Protection Classification: IP66 EN60529-1:1992 + A2:2013. (Micro switch not sealed)
Operations		
Mechanical:	1,000,000 (min)	1,000,000 (min)
Electrical:	35,000 (min)	35,000 (min)
Operating Pressure:	7.5N (typ)	4.7N (typ)
Rear Nut Fixing Torque:	2.5Nm	0.57Nm
Materials		
Mouldings:	Glass Filled Nylon	Glass Filled Nylon
Tags/Terminations:	Brass, Tin Plated	Brass, Tin Plated
Switch Body & Button:	Stainless Steel	Stainless Steel
Contacts:	Brass, Silver Plated, Silver	Fine Silver
Thread size:	0.747" x 26TPI	0.747" x 26TPI
RoHS	Compliant	Compliant

Front Panel Mounting



MP0027/2

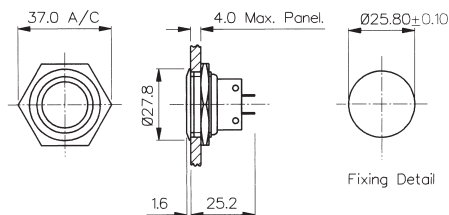
- 28mm diameter
- Prominent Button
- S.P.C.O. Microswitch
- 5A, 250Vac



Front Panel Mounting

MP0038/2
Sealed to IP66

- Front Panel Sealed to IP66
- 28mm diameter
- Prominent Button
- S.P.C.O. Microswitch
- 5A, 250Vac

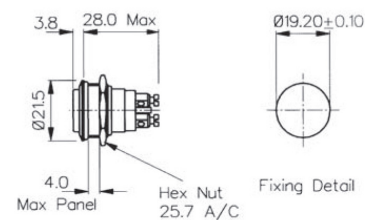


Specifications	MP0027/2	MP0038/2
Terminations:	Solder Tags	Solder Tags
Switching:	S.P.C.O. Momentary Action (Microswitch)	S.P.C.O. Momentary Action (Microswitch)
Max. Rating:	5A, 250Vac 2A, 28Vdc	5A, 250Vac. 2A, 28Vdc
Contact Resistance:	<10mΩ	<10mΩ
Insulation Resistance:	>10 ³ MΩ	>10 ³ MΩ
Dielectric Strength:	>2.0kVac	>2.0kVac
Operating Temp. Range:	-20°C to +70°C	-20°C to +70°C
Sealing (Front of panel only):		Protection Classification: IP66 EN60529-1:1992 + A2:2013. (Micro switch not sealed)
Operations		
Mechanical:	1,000,000 (min)	1,000,000 (min)
Electrical:	35,000 (min)	35,000 (min)
Operating Pressure:	7.5N (typ)	12.5N (typ)
Rear Nut Fixing Torque:	2.5Nm	1.13Nm
Materials		
Mouldings:	Glass Filled Nylon	Glass Filled Nylon
Tags/Terminations:	Brass, Tin Plated	Brass, Tin Plated
Switch Body & Button:	Stainless Steel	Stainless Steel
Contacts:	Fine Silver	Fine Silver
Thread size:	1.0" x 26TPI	1.0" x 26TPI
RoHS	Compliant	Compliant

Front Panel Mounting

MP0037/2
Sealed to IP68

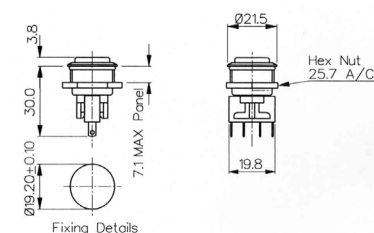
- Front Panel Sealed to IP68
- 21.5mm diameter
- Prominent Button
- S.P. Push to Make
- 1A, 50Vac/dc



Front Panel Mounting

MP0031/2
Sealed to IP66

- Front Panel Sealed to IP66
- 21.5mm diameter
- Prominent Button
- S.P.C.O. Microswitch
- 5A, 250Vac



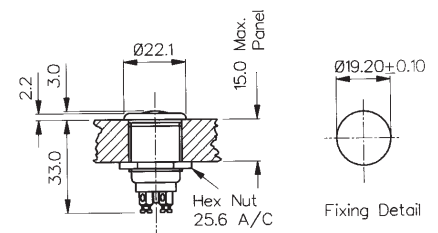
Specifications	MP0037/2	MP0031/2
Terminations:	Screw Terminals	Solder Tags
Switching:	S.P. Push to make Slow momentary action	S.P.C.O. Momentary Action (Microswitch)
Max. Rating:	1A, 50Vac/dc	5A, 250Vac. 2A, 28Vdc
Contact Resistance:	<10mΩ	<10mΩ
Insulation Resistance:	>10 ⁵ MΩ	>10 ³ MΩ
Dielectric Strength:	>1.0kVac	>2.0kVac
Operating Temp. Range:	-20°C to +70°C	-20°C to +70°C
Sealing (Front of panel only):	Protection Classification: IP68 EN60529-1:1992 + A2:2013. (Micro switch not sealed) (10m for 2 weeks)	Protection Classification: IP66 EN60529-1:1992 + A2:2013. (Micro switch not sealed)
Operations		
Mechanical:	1,000,000 (min)	1,000,000 (min)
Electrical:	35,000 (min)	35,000 (min)
Operating Pressure:	7.5N (typ)	4.7N (typ)
Rear Nut Fixing Torque:	0.57Nm	0.57Nm
Materials		
Mouldings:	Glass Filled Nylon	Glass Filled Nylon
Tags/Terminations:	Brass, Tin Plated	Brass, Tin Plated
Switch Body & Button:	Stainless Steel	Stainless Steel
Contacts:	Brass, Silver Plated, Silver	Fine Silver
Thread size:	0.747" x 26TPI	0.747" x 26TPI
RoHS	Compliant	Compliant

Front Panel Mounting



MP0013
MP0033

- Proud Fitting
- 22mm diameter
- S.P. Push to Make
- 1A, 50V
- Brass, Chrome Plated Body, Stainless Steel Button
- MP0033 Internally Sealed

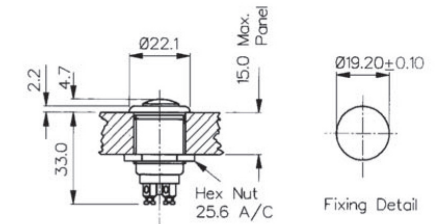


Front Panel Mounting



MP0013/2
MP0033/2

- Prominent Button
- 22mm diameter
- S.P. Push to Make
- 1A, 50V
- Brass, Chrome Plated Body, Stainless Steel Button
- MP0033/2 Internally Sealed



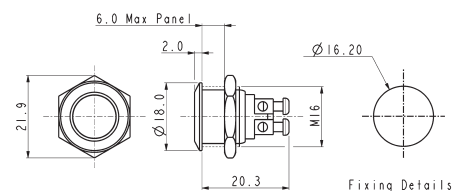
Specifications	MP0013, MP0033	MP0013/2, MP0033/2
Terminations:	Screw Terminals	Screw Terminals
Switching:	S.P. Push to make Slow momentary action	S.P. Push to make Slow momentary action
Max. Rating:	1A, 50Vac/dc	1A, 50Vac/dc
Contact Resistance:	<15mΩ	<15mΩ
Insulation Resistance:	>10 ⁴ MΩ	>10 ⁴ MΩ
Dielectric Strength:	>2.5kVac	>2.5kVac
Operating Temp. Range:	-20°C to +85°C	-20°C to +85°C
Sealing (Front of panel only):	MP0033 only - internally sealed against ingress of water and dust	MP0033/2 only - internally sealed against ingress of water and dust
Materials		
Mouldings:	Glass Filled Nylon	Glass Filled Nylon
Tags/Terminations:	Brass, Silver Plated	Brass, Silver Plated
Switch Body & Button:	Body: Brass, Chrome Plated Button: Stainless Steel	Body: Brass, Chrome Plated Button: Stainless Steel
Contacts:	Copper, Silver Plated	Copper, Silver Plated
Thread Size:	0.747" x 26TPI	0.747" x 26TPI
RoHS	Compliant	Compliant

Flush Profile



MP0042/1

- 18mm bezel diameter
- 16mm panel hole
- S.P. Push to make
- Polished finish
- 2A, 48Vdc

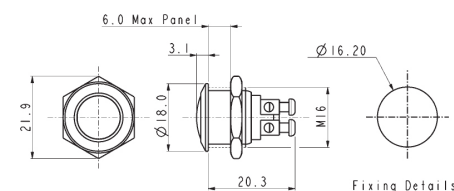


Domed Profile



MP0042/2

- 18mm bezel diameter
- 16mm panel hole
- S.P. Push to make
- Polished finish
- 2A, 48Vdc

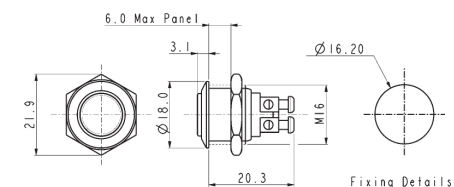


Prominent Button



MP0042/3

- 18mm bezel diameter
- 16mm panel hole
- S.P. Push to make
- Polished finish
- 2A, 48Vdc



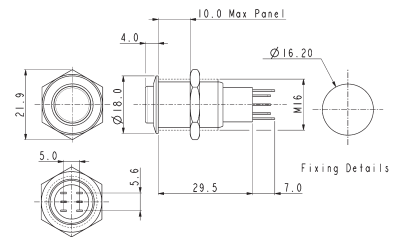
Specifications	MP0042/1	MP0042/2	MP0042/3
Terminations:	Screw Terminals	Screw Terminals	Screw Terminals
Switching:	S.P. Push to make	S.P. Push to make	S.P. Push to make
Max. Rating:	2A, 48Vdc	2A, 48Vdc	2A, 48Vdc
Contact Resistance:	50mΩ at 1A, 2V	50mΩ at 1A, 2V	50mΩ at 1A, 2V
Insulation Resistance:	>10 ³ MΩ @ 500Vdc	>10 ³ MΩ @ 500Vdc	>10 ³ MΩ @ 500Vdc
Dielectric Strength:	>2.0kVac	>2.0kVac	>2.0kVac
Operating Temp. Range:	-20°C to +55°C	-20°C to +55°C	-20°C to +55°C
Operations			
Mechanical:	1,000,000 (min)	1,000,000 (min)	1,000,000 (min)
Electrical:	100,000 (min)	100,000 (min)	100,000 (min)
Rear Nut Fixing Torque:	12Nm	12Nm	12Nm
Materials			
Mouldings:	Nylon	Nylon	Nylon
Tags/Terminations:	Brass, Silver Plated	Brass, Silver Plated	Brass, Silver Plated
Switch Body & Button:	Stainless Steel (Polished)	Stainless Steel (Polished)	Stainless Steel (Polished)
Contacts:	Silver	Silver	Silver
Thread size:	Gold Plated Brass version available	Gold Plated Brass version available	Gold Plated Brass version available
Sealing:	IP65	IP65	IP65
Impact Rating:	IK08	IK08	IK08
RoHS	Compliant	Compliant	Compliant

Low Profile



MP0045/1D

- 18mm bezel diameter
- 16mm fixing hole diameter
- D.P.C.O
- 250V ac

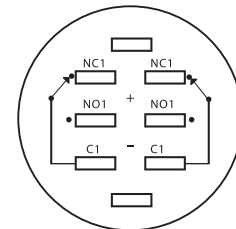
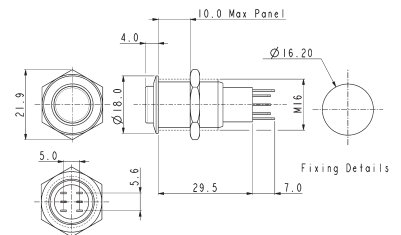


Prominent Button



MP0045/3D

- 18mm bezel diameter
- 16mm fixing hole diameter
- D.P.C.O
- 250V ac



Contact Layout

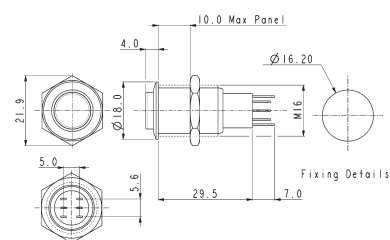
Specifications	MP0045/1D0NN000/Sealing	MP0045/3D0NN000/Sealing
Terminations:	Solder tags	Solder tags
Switching:	D.P.C.O Momentary Action	D.P.C.O Momentary Action
Sealing:	IP67 IP40	IP67 IP40
Part No.	/S BLANK	/S BLANK
Max. Rating:	250V ac	250V ac
Contact Resistance:	50mΩ max. @ 1A, 2V	50mΩ max. @ 1A, 2V
Insulation Resistance:	>10 ³ MΩ @ 500Vdc	>10 ³ MΩ @ 500Vdc
Dielectric Strength:	> 2.0kVac	> 2.0kVac
Operating Temp. Range:	-20°C to +55°C	-20°C to +55°C
Operations		
Mechanical:	200,000 (min)	200,000 (min)
Electrical:	30,000 (min)	30,000 (min)
Rear Nut Fixing Torque:	12Nm	12Nm
Materials		
Mouldings:	Nylon	Nylon
Tags/Terminations:	Brass, Silver Plated	Brass, Silver Plated
Switch Body & Button:	Stainless Steel	Stainless Steel
Contacts:	Silver	Silver
Variants:	Nickel Plated Brass version available Details on request	Nickel Plated Brass version available Details on request
RoHS	Compliant	Compliant

Low Profile



MP0045/1E

- 18mm bezel diameter
- 16mm fixing hole diameter
- D.P.C.O.
- 250V ac

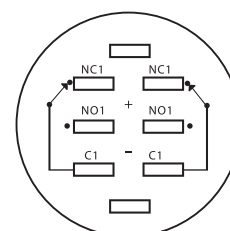
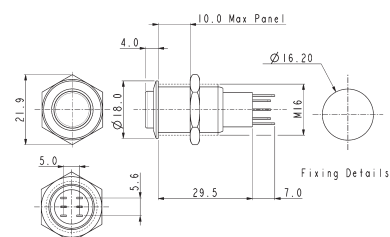


Prominent Button



MP0045/3E

- 18mm bezel diameter
- 16mm fixing hole diameter
- D.P.C.O.
- 250V ac



Contact Layout

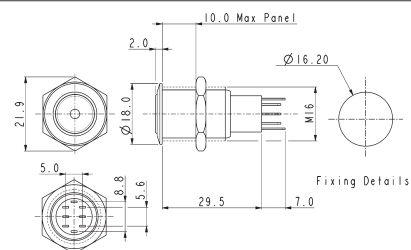
Specifications	MP0045/1E0NN000/Sealing	MP0045/3E0NN000/Sealing
Terminations:	Solder Tags	Solder Tags
Switching:	D.P.C.O. - Latching Action	D.P.C.O. - Latching Action
Sealing:	IP67 IP40	IP67 IP40
Part No.	/S BLANK	/S BLANK
Max. Rating:	250V ac	250V ac
Contact Resistance:	50mΩ max. @ 1A, 2V	50mΩ max. @ 1A, 2V
Insulation Resistance:	>10 ³ MΩ @ 500Vdc	>10 ³ MΩ @ 500Vdc
Dielectric Strength:	>2.0kVac	>2.0kVac
Operating Temp. Range:	-20°C to +55°C	-20°C to +55°C
Operations		
Mechanical:	200,000 (min)	200,000 (min)
Electrical:	30,000 (min)	30,000 (min)
Rear Nut Fixing Torque:	12Nm	12Nm
Materials		
Mouldings:	Nylon	Nylon
Tags/Terminations:	Brass, Tin Plated	Brass, Tin Plated
Switch Body & Button:	Stainless Steel (Polished)	Stainless Steel (Polished)
Contacts:	Silver	Silver
Thread size:	Nickel Plated Brass version Details on request	Nickel Plated Brass version Details on request
RoHS	Compliant	Compliant

Front Panel Mounting



MP0045/1D1

- Dot Illuminated
- 18mm bezel diameter
- D.P.C.O.
- 3A, 250V ac
- Red, Green, Amber or Blue Illumination
- Separate LED Terminals

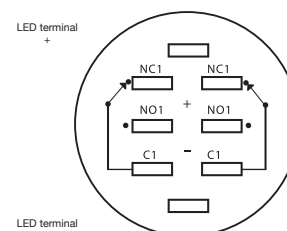
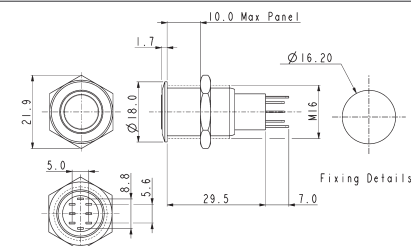


Front Panel Mounting



MP0045/1D2

- Ring Illuminated
- 18mm bezel diameter
- D.P.C.O.
- 3A, 250V ac
- Red, Green, Amber or Blue Illumination
- Separate LED Terminals



Contact Layout

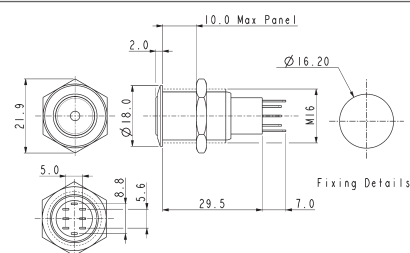
Specifications	MP0045/1D1/Colour/Voltage/Sealing	MP0045/1D2/Colour/Voltage/Sealing
Terminations:	Solder Tags	Solder Tags
Illumination:	Dot	Ring
Switching:	D.P.C.O. Momentary Action	D.P.C.O. Momentary Action
Sealing:	IP67 IP40	IP67 IP40
Part No.	/S BLANK	/S BLANK
Max. Switch Rating:	3A, 250Vac	3A, 250Vac
LEDs		
Colours	Red Green Amber Blue	Red Green Amber Blue
Part No.	/RD /GN /AM /BL	/RD /GN /AM /BL
Voltage	12Vdc 220Vdc	12Vdc 220Vdc
Part No.	/012 /220	/012 /220
Contact Resistance:	50mΩ max. @ 1A, 2Vdc	50mΩ max. @ 1A, 2Vdc
Insulation Resistance:	>10 ³ MΩ @ 500Vac	>10 ³ MΩ @ 500Vac
Dielectric Strength:	>2.0kVac	>2.0kVac
Operating Temp. Range:	-20°C to +55°C	-20°C to +55°C
Operations		
Mechanical:	200,000 (min)	200,000 (min)
Electrical:	30,000 (min)	30,000 (min)
Rear Nut Fixing Torque:	12Nm	12Nm
Materials		
Mouldings:	Nylon	Nylon
Tags:	Brass, Silver Plated	Brass, Silver Plated
Switch Body & Button:	Stainless Steel (Polished)	Stainless Steel (Polished)
Variants	Prominent Button, details on request	Prominent Button, details on request
RoHS	Compliant	Compliant

Front Panel Mounting



MP0045/1E1

- Dot Illuminated
- 18mm bezel diameter
- D.P.C.O.
- 3A, 250V ac
- Red, Green, Amber or Blue Illumination
- Separate LED Terminals

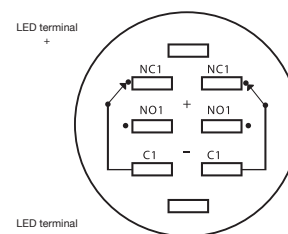
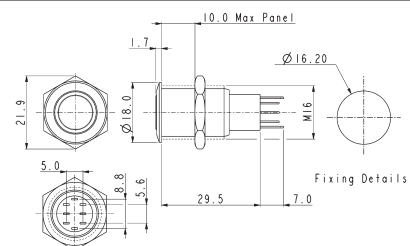


Front Panel Mounting



MP0045/1E2

- Ring Illuminated
- 18mm bezel diameter
- D.P.C.O.
- 3A, 250V ac
- Red, Green, Amber or Blue Illumination
- Separate LED Terminals



Contact Layout

Specifications	MP0045/1E1/Colour/Voltage/Sealing				MP0045/1E2/Colour/Voltage/Sealing			
Terminations:	Solder Tags				Solder Tags			
Illumination:	Dot				Ring			
Switching:	D.P.C.O. Latching Action				D.P.C.O. Latching Action			
Sealing:	IP67 IP40				IP67 IP40			
Part No.	/S BLANK				/S BLANK			
Max. Switch Rating:	3A, 250Vac				3A, 250Vac			
LEDs								
Colours	Red	Green	Amber	Blue	Red	Green	Amber	Blue
Part No.	/RD	/GN	/AM	/BL	/RD	/GN	/AM	/BL
Voltage	12Vdc	220Vdc			12Vdc	220Vdc		
Part No.	/012	/220			/012	/220		
Contact Resistance:	50mΩ max. @ 1A, 2Vdc				50mΩ max. @ 1A, 2Vdc			
Insulation Resistance:	>10 ³ MΩ @ 500Vac				>10 ³ MΩ @ 500Vac			
Dielectric Strength:	>2.0kVac				>2.0kVac			
Operating Temp. Range:	-20°C to +55°C				-20°C to +55°C			
Operations								
Mechanical:	200,000 (min)				200,000 (min)			
Electrical:	30,000 (min)				30,000 (min)			
Rear Nut Fixing Torque:	12Nm				12Nm			
Materials								
Mouldings:	Nylon				Nylon			
Tags:	Brass, Silver Plated				Brass, Silver Plated			
Switch Body & Button:	Stainless Steel (Polished)				Stainless Steel (Polished)			
Variants	Prominent Button, details on request				Prominent Button, details on request			
RoHS	Compliant				Compliant			

Manufactured from Stainless Steel, Bulgin's extensive range of **vandal resistant security switches** are designed with a **high resistance** to wear and tear, corrosion and harsh use in potentially **hostile environments** such as access control applications.

- ⬡ Front and rear panel mounted versions
- ⬡ Vandal switches available in prominent, domed and low profile
- ⬡ Various switching options such as latching, push on - push off, action.
- ⬡ IP66, 68 front panel sealing options
- ⬡ Dot and ring LED illuminated versions
- ⬡ Illumination voltages 6, 12 and 24V sources,
- ⬡ Variety of illumination colours and are now available with front and rear of panel sealing options.





H8300RP - - -

Key Features

- Momentary or latching action
- Ratings up to 12(12) @ 250Vac
- Single and double pole
- Stainless steel button & bezel
- Vandal resistant construction
- Choice of body styles
- 19.2mm or 22.5mm mounting holes
- Front panel sealed to IP66
- Raised, flat or domed actuator options

Approvals and specifications

CE 16(4)A 250Vac T85, 1E4 (10,000 Operations)
 12(12)A 250Vac T105, 1E4 (10,000 Operations)
 8(8)A 250Vac T105, 5E4 (50,000 Operations)
 6(6)A 250Vac T125, 5E4 (50,000 Operations)

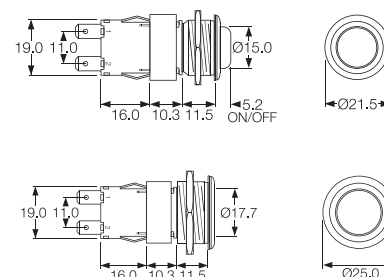
UL 12A 250Vac DP, 13A 250Vac SP
 250Vac 1hp, 125Vac 1/2hp
 UL 85°C, file E45221, CSA file LR10990

In house test:
 10(10)A 250Vac—Indicative rating only

3mm contact gap.
 Technical data on pages 4 & 5 (switches),
 6 (indicators).

Dimensions

8300RP (H terminals shown)



Terminal	Function	Actuator	Body Code
C H 	8300 (alternate) Single pole ON - OFF 	R (for P body only) Raised top (stainless steel) 	
K T 	8301 (momentary ON) Single pole ON - OFF 	V Flat top (stainless steel) 	P (for R actuator only) Stainless steel, Soft profile bezel
V X 	8301 (momentary ON) Single pole ON - OFF 	P Domed top (stainless steel) 	M Stainless steel



C0911VA - - -

Key Features

- Snap action switches
- Ratings up to 16A, 250Vac
- Round and rectangular buttons
- Single Pole C/O Switch

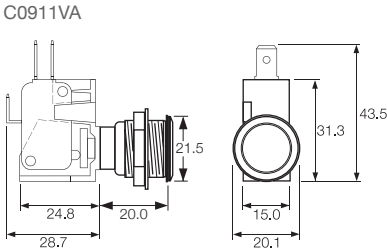
Approvals and specifications

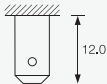



16(4)A 250Vac 5E4 T85

16A 125/250Vac 3/4hp T85 50E3
125V 1/2 HP, 250V 3/4 HP, 0.4A 125Vdc, 0.2A 250Vdc

Approvals apply to switch mechanism only.
μ contact gap.

Dimensions



Terminal	Function	Actuator	Body Code
	<div>0911</div> <div>(momentary)</div> <div>ON - ON</div> 	<div>V Flat top (stainless steel)</div> 	<div>A</div> <div>Stainless steel</div> <div>Chamfer profile bezel</div>  <div>Panel cut-out</div> <div>Panel thickness up to 8.0mm</div>

Bulgin's broad line of pushbutton switches are available in various sizes and configurations. This includes a variety of illumination and terminal options as well as several with high inductive power ratings suitable for motor driven applications. These switches can be found in many markets including home appliances, commercial, medical, audio and security.

- ⬡ Miniature, round and rectangular push button switches available
- ⬡ Ratings up to 16A, 250V ac
12(12)A 250V ac rating also available
- ⬡ Latching and momentary actions
- ⬡ Choice of actuators
(custom option also available)
- ⬡ Square and Round Mounting Styles

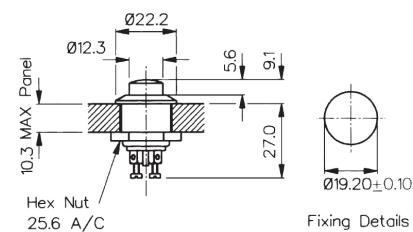


Front Panel Mounting



MP0012/Col

- 22mm diameter
- Prominent Button
- S.P. Push to Make
- Screw Terminals
- Brass, Chrome Plated Body, Glass Filled Nylon Button

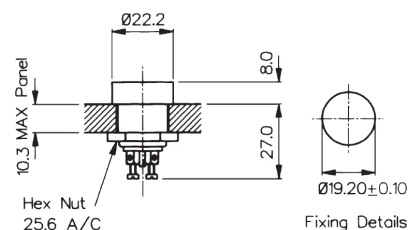


Front Panel Mounting



MP0012/1/Col

- 22mm diameter
- Recessed Button
- S.P. Push to Make
- Screw Terminals
- Brass, Chrome Plated Body, Glass Filled Nylon Button

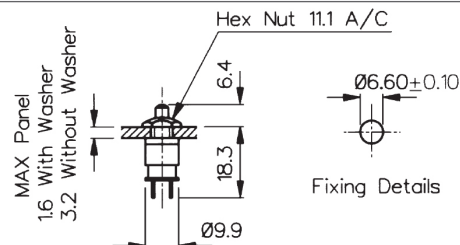


Rear Panel Mounting



MP0016

- S.P. Push to Make
- Solder Tags
- 1A, 28Vac/dc
- Brass Nickel Plated Body, Glass Filled Nylon Button



Specifications	MP0012/Colour	MP0012/1/Colour	MP0016/Colour
Terminations:	Screw Terminals	Screw Terminals	Solder Tags
Switching:	S.P. Push to Make Slow Momentary Action	S.P. Push to Make Slow Momentary Action	S.P. Push to Make Slow Momentary Action
Max. Rating:	0.25A. 250Vac, 1A. 110Vac, 2A. 12Vac/dc	0.25A. 250Vac, 1A. 110Vac, 2A. 12Vac/dc	1A 28Vac/dc (non-inductive)
Contact Resistance:	<15mΩ	<15mΩ	<15mΩ
Insulation Resistance:	>10 ⁴ MΩ	>10 ⁴ MΩ	>10 ⁴ MΩ
Dielectric Strength:	>2.5kVac	>2.5kVac	>2.0kVac
Operating Temp. Range:	-20°C to +85°C	-20°C to +85°C	-20°C to +85°C
Operation Pressure (typ):	9.18 newtons	9.18 newtons	6.22 newtons
Materials			
Moulding:	Glass Filled Nylon Brass,	Glass Filled Nylon Brass,	Glass Filled Nylon Brass,
Body:	Brass, Chrome Plated	Brass, Chrome Plated	Brass, Chrome Plated
Contacts/Terms:	Brass, Silver Plated	Brass, Silver Plated	Brass, Silver Plated
Variant	Button Colour: Standard - Black, /RD (Red)	Button Colour: Standard - Black, /RD (Red)	Button Colour: Standard - Black, /RD (Red)
RoHS	Compliant	Compliant	Compliant

8300 Series Push Button

8(8)A 250Vac & 12(12)A 250Vac



Key Features

- Miniature push button
- 8A Inductive current rating
- Ratings up to 12(12)A, 250V ac (H suffix)
- Illuminated and nonilluminated
- Single and double pole
- Latching and momentary
- Slotted actuator for custom buttons
- Industry standard panel cutout
- Panel cut out: 19.3 x 12.9

Approvals and specifications






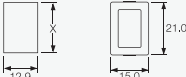




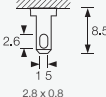
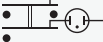

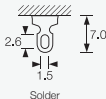


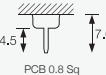







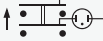



16(4)A 250Vac T85, 1E4 (10,000 Operations)
12(12)A 250Vac T105, 1E4 (10,000 Operations)
8(8)A 250Vac T105, 5E4 (50,000 Operations)
6(6)A 250Vac T125, 5E4 (50,000 Operations)

8350, 8351, 8353, 8354
12A 250Vac DP, 250Vac 1hp, 125Vac 1/2hp

8300, 8301, 8303, 8304
13A 250Vac SP, 250Vac 1hp, 125Vac 1/2hp

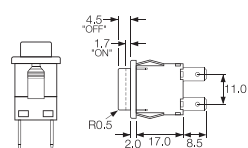
UL 85°C, file E45221, CSA file LR10990

In house test:
10(10)A 250Vac—Indicative rating only
3mm contact gap.

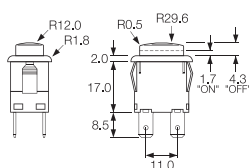
Terminal	Function	Actuator	Body Code	Body Colour								
C 	 Approvals & ratings vary with function Single pole switches use terminals 1 & 2 (& 3)		Panel cut-out ** Bezel									
H 	8300 Single Pole ON - OFF 	A Standard actuator 	B Standard body 	B Black								
A  As "H" but right angle 4.8 x 0.8	8301 Single Pole ON - OFF (momentary ON) 	H Slotted for custom caps  Slots for snap-in buttons	E Softline style body with radiused bezel 	W White								
K 	8303 Single Pole ON - OFF With Light 	C Square actuator 	Out-outs must be punched in the direction of insertion									
T 	8304 Single Pole ON - OFF (momentary ON) with light 	E Radiused actuator 	Dimensions for snap-in fixing <table><tr><td>Panel thickness</td><td>Dimension X</td></tr><tr><td>0.75-1.24</td><td>19.1/19.2</td></tr><tr><td>1.25-1.99</td><td>19.3/19.4</td></tr><tr><td>2.00-3.00</td><td>19.7/19.8</td></tr></table>	Panel thickness	Dimension X	0.75-1.24	19.1/19.2	1.25-1.99	19.3/19.4	2.00-3.00	19.7/19.8	
Panel thickness	Dimension X											
0.75-1.24	19.1/19.2											
1.25-1.99	19.3/19.4											
2.00-3.00	19.7/19.8											
X 	8350 Double pole ON - OFF 	F Small round actuator 	X and V PCB terminals. Additional dummy terminals may be supplied for extra support.									
V  Dual pin PCB (Call sales for mounting dims)	8351 Double pole ON - OFF (momentary ON) 	J Smooth curved actuator 										
	8353 Double pole ON - OFF With light 	M 										
	8354 Double pole ON - OFF (momentary ON) with light 	D Large round actuator 										
	8355 Single pole ON - OFF Isolated light - switched C, E & M actuators only 											
	8356 Single pole ON - OFF Isolated light - unswitched C, E & M actuators only 	All actuators except H available lit										

Dimensions

Actuator A
Body B



Actuator J
Body E



Examples



H8350AB ---
T8350AB ---




H8353JE ---
T8353JE ---



H8353EB ---
T8353EB ---




H8353CB ---
T8353CB ---

Actuator Colour	Lamp Voltage	Legend	Legend Colour	Options
LIT				
A Amber	— None			H 12(12)A 250Vac switch rating Finish Matt finish standard except on J and D actuators which are gloss Colour Call sales for custom colours A full range is available for large orders Legend printing Select from the examples or call sales for custom legends. Special buttons Some of the many options are shown Call sales for the full range L167 Protective cover  Snaps on to switch bodies fitted with "A" or "J" style actuators, this reduces panel thickness by 0.8mm BioCote Antimicrobial Additive Moulded components have antimicrobial properties using BioCote silver ion technology.
C Clear	2 125V Neon			
G Green	3 250V Neon			
R Red	7 12V Filament			
UNLIT	8 24V Filament			
B Black				
R Red				
W White				

8200 Series Push Button

8(8)A 250Vac & 12(12)A 250Vac



Key Features











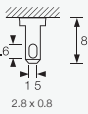
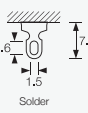
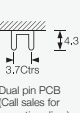

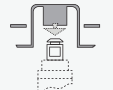



- Miniature push button
- 8A Inductive current rating
- Ratings up to 12(12)A, 250V ac (H suffix)
- Without button
- Sub panel mount
- Push on, solder or PCB terminals
- Latching and momentary

Approvals and specifications

16(4)A 250Vac T85, 1E4 (10,000 Operations)
12(12)A 250Vac T105, 1E4 (10,000 Operations)
8(8)A 250Vac T105, 5E4 (50,000 Operations)
6(6)A 250Vac T125, 5E4 (50,000 Operations)

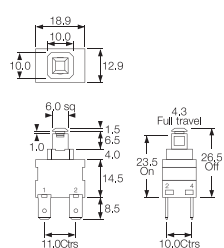
12A 250Vac
250Vac 1hp, 125Vac 1/2hp
UL 85°C, file E45221, CSA file LR10990

3mm contact gap.

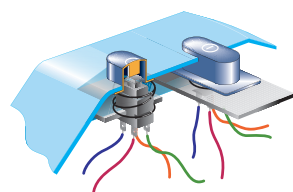
Terminal	Function	Actuator	Body Code
<p>C</p> 	<p>1 2 3 4</p> <p>Approvals & ratings vary with function Single pole switches use terminals 1 & 2 (& 3)</p> <p>8200 Single Pole ON - OFF</p> 	<p>A</p> <p>Standard actuator for snap-on custom adaptors</p> 	<p>A</p> <p>Standard body</p>  <p>See dimensioned drawings for details</p>
<p>H</p>  <p>A</p>  <p>As "H" but right angle 4.8 x 0.8</p>	<p>8201 Single Pole ON - OFF (momentary ON)</p> 	<p>B</p> <p>Flat top actuator</p>  <p>C</p> <p>Curved top actuator</p> 	<p>C</p> <p>As standard body but with side support peg for use with M PCB terminals</p>  <p>X and V PCB terminals. Additional dummy terminals may be supplied for extra support.</p>
<p>K</p>  <p>T</p>  <p>Solder</p> <p>V</p>  <p>Dual pin PCB (Call sales for mounting dims)</p>	<p>8250 Double Pole ON - OFF</p> 	<p>Examples of possible actuation methods</p> <p>Using a Snap on adaptor</p>  <p>Using a Hinged Actuator</p> 	
<p>X</p> 	<p>8251 Double Pole ON - OFF (momentary ON)</p> 		

Dimensions

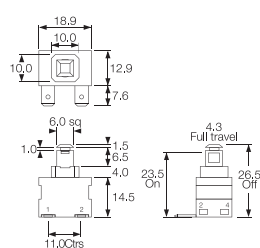
'A' body with 'H' 4.8 terminals



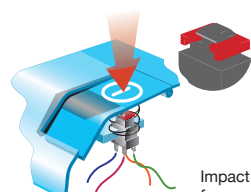
Example of possible mounting styles



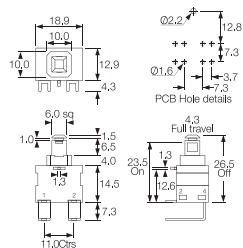
'A' body with 'A' right angle 4.8 terminals



Alternative Actuator



'C' body with 'M' right angle PCB terminals



Examples



C8250AA ---
with impact
washer M1226



X8201AA ---



K8200AA ---



A8200AA ---



M8200AC ---



Example of M8200AC





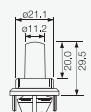
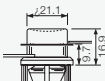


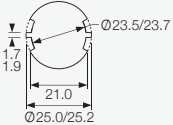
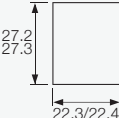



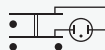
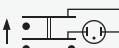
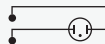
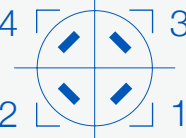
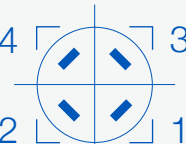
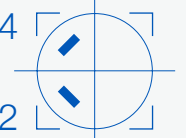


Key Features

- Round and rectangular push button switches
- Ratings up to 16A, 250V ac
- Latching and momentary
- Illuminated & non-illuminated
- Matching indicators
- Low profile version
- Panel cut outs:
25.0 dia 27.2 x 22.3

Approvals and specifications

- 16(4)A 250Vac T125
8(8)A 250Vac T85
- UL CSA 16A Non Ind, 250Vac 1hp, 125Vac 1/2hp
UL 65°C, file no. E45221, CSA file no. LR10990
- 3mm contact gap.

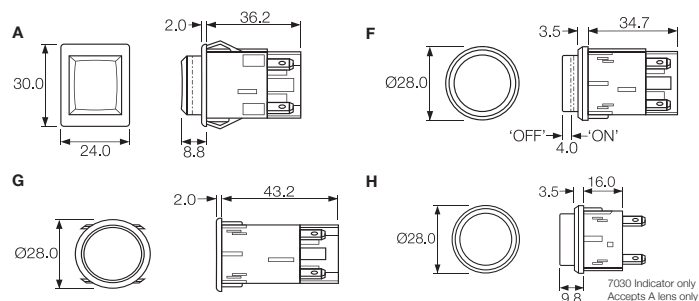
Terminal	Function	Actuator	Body Code
C 	<p>Approvals & ratings vary with function Single pole switches use terminals 1 & 2 (& 3)</p> <p>7000 Single Pole ON - OFF</p> <p>7001 Single Pole (momentary) ON - OFF</p> <p>7003 Single Pole (with light) ON - OFF</p> <p>7004 Single Pole (momentary) with light ON - OFF</p>	<p>A Round actuator shown in F body</p>  <p>A Round actuator shown in G body</p>  <p>B Round actuator - medium shown in F body</p>  <p>C Round actuator - long shown in F body</p>  <p>D Round actuator - sub panel mount</p>  <p>S Rectangular actuator Shown in "A" body N/A for 7030</p> 	<p>F H G Body types fit either cut-out</p>   <p>A</p>  <p>Panel cut-outs</p> <p>Body types fit either cut-out</p> <p>25.0/25.2</p> <p>Ø23.5/23.7</p> <p>1.7 1.9</p> <p>21.0</p> <p>Ø25.0/25.2</p> <p>27.2 27.3</p> <p>22.3/22.4</p> <p>Cut-outs must be punched in the direction of insertion</p>
H 	<p>7050 Double Pole ON - OFF</p> <p>7051 Double Pole with light ON - OFF</p> <p>7053 Double pole with light ON - OFF</p> <p>7054 Double pole (momentary ON) with light ON - OFF</p> <p>7030 Indicator</p>	    	  

Dimensions

Panel thickness:

A - 0.8 - 2.5mm

F, G, H - 0.8 - 5.0mm



Examples



C7000AF ---



C7003AF ---



C7050SA ---




C7053AG ---

Body Colour	Actuator Colour	Lamp Voltage	Legend	Legend Colour	Options
B Black	LIT A Amber	— None			<p>Finish Matt finish is standard on bodies. Gloss finish is standard on actuators.</p> <p>Colour Call sales for custom colours. A full range is available for large orders.</p> <p>Legend printing A wide range is available or call sales for custom legends.</p> <p>Lamp voltage Call sales for details of available voltages.</p> <p>Weatherproof housing (E) Additional housing which fits round body switches with an oversize housing with a clear silicone cover designed to IP65. Mounting hole dia: 38.0mm</p>
W White	C Clear	2 125V Neon			
	G Green	3 250V Neon			
	R Red	7 12V Filament			
		8 24V Filament			
	UNLIT				
	B Black				
	R Red				
	W White				

0911 Push Button Switches

0.5A 250Vac



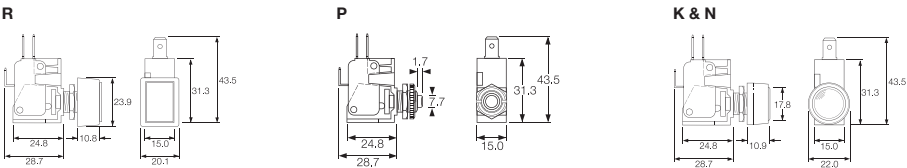
Key Features

- Snap action switches
- Ratings up to 16A, 250Vac
- Round and rectangular buttons

Approvals and specifications

16(4)A 250Vac 5E4 T85
 16A 125/250Vac 3/4hp T85 50E3
 125V 1/2 HP, 250V 3/4 HP, 0.4A 125Vdc, 0.2A 250Vdc
 Approvals apply to switch mechanism only.
 μ contact gap.

Dimensions



Terminal	Function	Actuator	Body Code	Options
	0911 (momentary) ON - ON	R Rectangular bezel P Short K with satin chrome bezel N with nylon bezel 	 Panel Cut-out Panel thickness Both nuts 2.5mm No backnut 4.0mm	Call factory for custom colours



Key Features

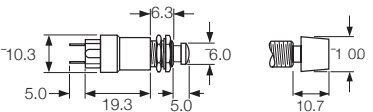
- Self wiping contacts
- Slow make & break
- Momentary action
- Choice of switch circuits
- Choice of actuators

Approvals and specifications

In house test:
0.5A 250Vac T85 — Indicative rating only

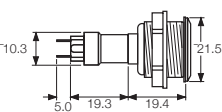
Dimensions

Dimensions (mm) Nylon S and L actuators



Neck thread - 40 TPI Whit. Actuator travel - 2.5 max

Stainless steel V actuator (IP66)



Neck thread - 26 TPI Whit. Actuator travel - 2.5 max

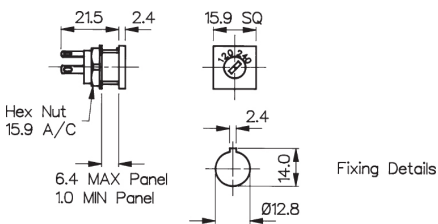
Terminal	Function	Actuator	Body Code	Options
T Solder	0916 Black base SP ON - OFF (momentary)	S Small Actuator 	 Panel Cut-out (L & S Actuators)	Finish Gloss finish for L and S actuators.
	0917 50V only Brown base SP ON - OFF (momentary 1 side)	L Large Actuator 	Panel thickness Both nuts - 2.5mm No Backnut - 4.0	Colour Call sales for custom colours. A full range is available for large orders.
	0918 White base SP ON - OFF (momentary OFF)	V Vandal Resistant IP66 Flattop Stainless Steel 	 Panel Cut-out (Stainless Steel V Actuator) Panel thickness - 8.0mm	
	0919 Black base DP ON - OFF (momentary 1 side)			
	0920 White base DP ON - OFF (momentary ON)			

120/140V Voltage Selector



VS0001

- 2.8 series tabs/solder tags
- Square Front Bezel
- 6.3A
- CSA & VDE approvals

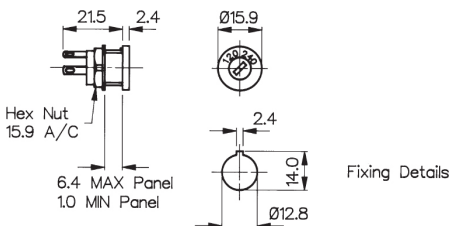


120/140V Voltage Selector

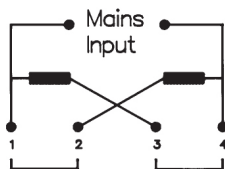


VS0002

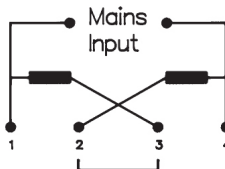
- 2.8 series tabs/Solder tags
- Round Front Bezel
- 6.3A
- CSA & VDE approvals



Connection Parallel 120V



Connection Series 240V



Specifications	VS0001	VS0002
Max. Rating:	6.3A, 120 / 240	6.3A, 120 / 240
Insulation Resistance:	>106 MΩ	>106 MΩ
Termination:	2.8 series tabs/solder tags	2.8 series tabs/solder tags
Temperature Range:	-20°C to +85°C	-20°C to +85°C
Materials:		
Mouldings:	Glass Filled Nylon UL94V-1	Glass Filled Nylon UL94V-1
Tags:	Brass, Silver Plated	Brass, Silver Plated
Contacts:	Copper Silver Alloy	Copper Silver Alloy
Approvals:		
Variants:	Other markings, details on request	Other markings, details on request
		Compliant

Activated by the touch of a finger, our **Capacitive Switches** are ideal for many repetitive applications requiring a **rugged sealed** and **easy** to use switch solution.



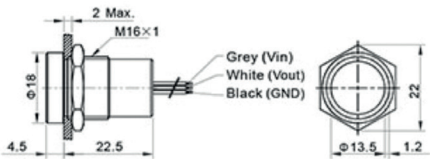
- ⬡ Sealed to IP68 and IP69K
- ⬡ Momentary or latching functions
- ⬡ Large or thin ring illumination options
- ⬡ Long life operation – 50 million of cycles
- ⬡ 16, 19, 22 or 25mm diameter options
- ⬡ Easy to use and clean
- ⬡ Extremely robust and durable – IK10 rated
- ⬡ No operating force required – ideal for repetitive applications
- ⬡ Activated by the touch of a finger – even with surgeon gloves
- ⬡ Natural, black and red anodised options as well as 316L stainless steels

16mm Illuminated



MC16

- Illuminated
- 300 mm lead

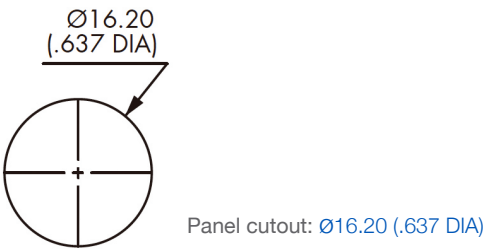


Specification

MC16

Type	Momentary / Latching
Materials	Case: Aluminium, Anodised and Stainless Steel
	Multi-wire leads setion 0.22mm ² (length 300mm)
Maximum Current / Voltage Rating:	10mA 12 VDC
Supply Voltage	12 VDC
Contact Resistance	20mΩ
LED state for output image option	1 LED: The LED is ON when output is closed. 2 LEDs: First colour is ON when the output is open. Second colour is ON when the output is closed.
Actuating force, typically	Zero Newton's (Touch Sensitive)
Life cycle	>50 Million

Panel Cutout Dimensions



Environmental Specification

Sealing	IP68 (2m depth for >30mins) IP69K
Operating temperature	-25°C to +55°C
RoHS	Compliant

Circuit Specification

See wiring diagrams on Part No System page

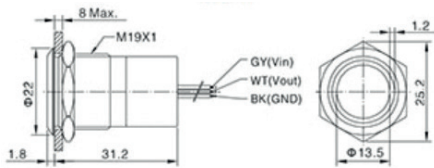


19mm Illuminated



MC19

- Illuminated
- 300 mm lead

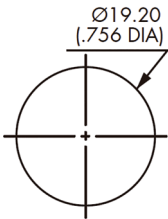


Specification

MC19

Type	Momentary / Latching
Materials	Case: Aluminium, Anodised and Stainless Steel Multi-wire leads setion 0.22mm ² (length 300mm)
Maximum Current / Voltage Rating:	10mA 12 VDC
Supply Voltage	12 VDC
Contact Resistance	20mΩ
LED state for output image option	1 LED: The LED is ON when output is closed. 2 LEDs: First colour is ON when the output is open. Second colour is ON when the output is closed.
Actuating force, typically	Zero Newton's (Touch Sensitive)
Life cycle	>50 Million

Panel Cutout Dimensions



Panel cutout: Ø16.20 (.637 DIA)


Environmental Specification

Sealing	IP68 (2m depth for >30mins) IP69K
Operating temperature	-25°C to +55°C
RoHS	Compliant

Circuit Specification

See wiring diagrams on Part No System page

22mm Illuminated



MC22

Illuminated
300 mm lead

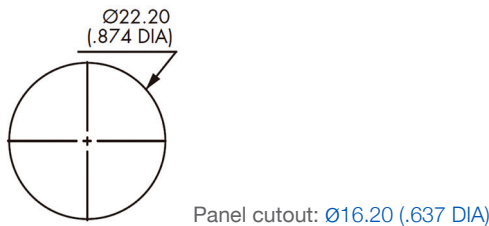


Specification

MC22

Type	Momentary / Latching
Materials	Case: Aluminium, Anodised and Stainless Steel
	Multi-wire leads setion 0.22mm ² (length 300mm)
Maximum Current / Voltage Rating:	10mA 12 VDC
Supply Voltage	12 VDC
Contact Resistance	20mΩ
LED state for output image option	1 LED: The LED is ON when output is closed. 2 LEDs: First colour is ON when the output is open. Second colour is ON when the output is closed.
Actuating force, typically	Zero Newton's (Touch Sensitive)
Life cycle	>50 Million

Panel Cutout Dimensions




Environmental Specification

Sealing	IP68 (2m depth for >30mins) IP69K
Operating temperature	-25°C to +55°C
RoHS	Compliant

Circuit Specification

See wiring diagrams on Part No System page

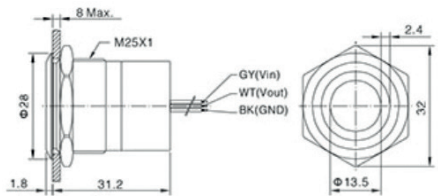
25mm Illuminated



○
○
○
○+○
○+○

MC25

○ Illuminated
○ 300 mm lead



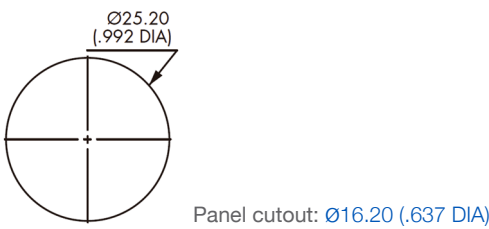
8 Max.
M25X1
GY(Vin)
WT(Vout)
BK(GND)
2.4
20
13.5
1.8
31.2

Specification

MC25

Type	Momentary / Latching
Materials	Case: Aluminium, Anodised and Stainless Steel
	Multi-wire leads setion 0.22mm ² (length 300mm)
Maximum Current / Voltage Rating:	10mA 12 VDC
Supply Voltage	12 VDC
Contact Resistance	20mΩ
LED state for output image option	1 LED: The LED is ON when output is closed. 2 LEDs: First colour is ON when the output is open. Second colour is ON when the output is closed.
Actuating force, typically	Zero Newton's (Touch Sensitive)
Life cycle	>50 Million

Panel Cutout Dimensions



Environmental Specification

Sealing	IP68 (2m depth for >30mins) IP69K
Operating temperature	-25°C to +55°C
RoHS	Compliant

Circuit Specification

See wiring diagrams on Part No System page



Part No System

MC	/	XX	/	X	/	X	/	X	/	X
Series		Switch Size		Switch Function		Switch Status		Colour / Material		LED Colours
MC-Capacitive Switch		16 = 16mm		M = Momentary		O = Normally Open		B = Black Anodised		GN = GREEN
		19 = 19mm		L = Latching		C = Normally Closed		R = Red Anodised		RD = RED
		22 = 22mm						S = Stainless Steel		AM = AMBER
		25 = 25mm								RG = RED + GREEN
										GR = GREEN + RED
										Blank = Non-illuminated

Examples:
MC16MOSRD = 16mm, Stainless Steel, Momentary Normally Open, Red Illumination
MC22LOBRG = 22mm, Black Anodised, Catching Normally Open, Red and Green Illumination

Circuit Specifications

Wiring Diagrams				Legend
	1 LED		2 LEDS	
	Output Indicator	Output Indicator	Output Indicator	
OFF-ON (momentary)				Grey Vin Black black GND White Vout Wire colours may vary. Always refer to the label on the switch.
ON-OFF (momentary)				
OFF-ON (latching)				
ON-OFF (latching)				

Other switches are available upon request*

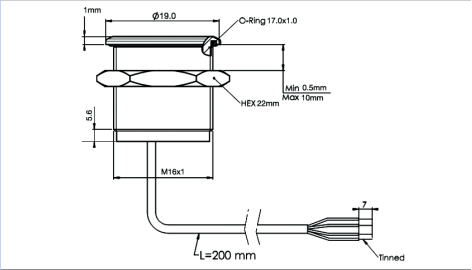
Unlike traditional switches **Piezo** switches have **no moving mechanical parts** making them **extremely durable**, withstanding millions of actuations and requiring little to no maintenance.



16MM Stainless Steel Non Illuminated

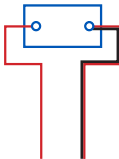


- Non Illuminated
- 20 cm lead
- Flathead or Guided profile



Specification	MPZ016
Type	Momentary
Material	Stainless Steel (Aluminium upon request)
Maximum Voltage	24V AC/DC
Switch Resistance “ON“	<1Ω
Switch Resistance “OFF“	5MΩ
Capacitance	100pF
Switching current (momentary)	1A Max
Switching current (prolonged)	300 mA
Switching pulse time (momentary)	up to 0.3 sec
Actuating force, typically	3-5 N
Life cycle	>10 Million

Environmental Specification	
Sealing	IP68; IP69K
Operating temperature	-40°C to +85C°
Vibration resistance	5-500Hz/9.4m
Shock resistance	75g (g-force)
RoHS	Compliant

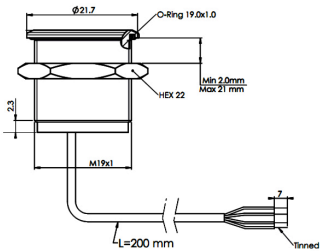
Circuit Specification	
16MM Stainless Steel Non Illuminated	
	
Switch voltage	24V AC/DC
Switch Current	1A Max
Power Supply	24V AC/DC

19MM Stainless Steel Illuminated



MPZI019

- Blue Illumination
- 20 cm lead
- Flathead

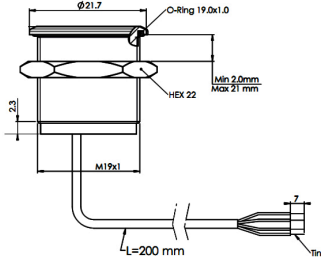


19MM Stainless Steel Non Illuminated



MPZ019

- Non Illumination
- 20 cm lead
- Flathead



Specification

MPZ019, MPZI019

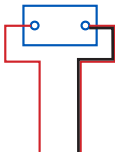
Type	Momentary
Material	Stainless Steel (Aluminium upon request)
Maximum Voltage	24V AC/DC
Switch Resistance “ON”	<1Ω
Switch Resistance “OFF”	5MΩ
Capacitance	100pF
Switching current (momentary)	1A Max
Switching current (prolonged)	300 mA
Switching pulse time (momentary)	up to 0.3 sec
LED Illumination	24V AC/DC
Actuating force, typically	3-5 N
Life cycle	>10 Million

Environmental Specification

Sealing	IP68; IP69K
Operating temperature	-40°C to +85°C
Vibration Resistances	5-500Hz/9.4m
Shock resistance	75g (g-force)
RoHS	Compliant

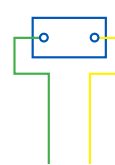
Circuit Specification

19MM Stainless Steel Non Illuminated



Switch voltage	24V AC/DC
Switch Current	1A Max
Power Supply	24V AC/DC

19MM Stainless Steel Illuminated




Switch voltage	24 V AC/DC
Switch Current	1A Max
Colour* Illuminated	24V AC/DC
Power Supply	24V AC/DC

Piezo Switches
22mm Stainless Steel
 Illuminated and Non Illuminated

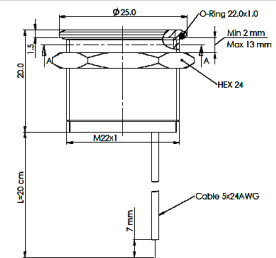


22MM Stainless Steel Non Illuminated



MPZ022

- Non Illumination
- 20 cm lead
- Flathead

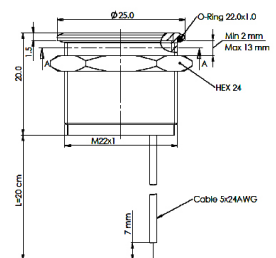


22MM Stainless Steel Illuminated



○ ○
 MPZI022

- Red or Green Illumination
- 1 colour
- 20 cm lead
- Flathead

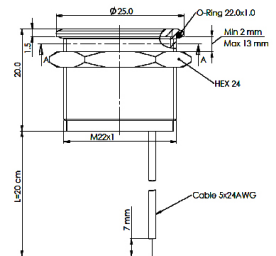


22MM Stainless Steel Illuminated



○ ○
 MPZI022

- Red and Green Illumination
- (2 colour)
- 20 cm lead
- Flathead



Specification

MPZ022, MPZI022

Type	Momentary
Material	Stainless Steel (Aluminium upon request)
Maximum Voltage	24V AC/DC
Switch Resistance "ON"	<1Ω
Switch Resistance "OFF"	5MΩ
Capacitance	100pF
Switching current (momentary)	1A Max
Switching current (prolonged)	300 mA
Switching pulse time (momentary)	up to 0.3 sec
LED Illumination	24V AC/DC
Actuating force, typically	3-5 N
Life cycle	>10 Million

Environmental Specification

Sealing	IP68; IP69K
Operating temperature	-40°C to +85°C°
Vibration Resistances	5-500Hz/9.4m
Shock resistance	75g (g-force)
RoHS	Compliant

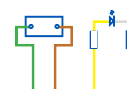
Circuit Specification

22MM Stainless Steel Non Illuminated



Switch Voltage	24 AC/DC
Switch Current	1A Max
Power Supply	24V AC/DC

22MM Stainless Steel Illuminated 1 colour



Switch Voltage	24V AC/DC
Switch Current	1A Max
Color* Illuminated	24V AC/DC
Power Supply	24 AC/DC

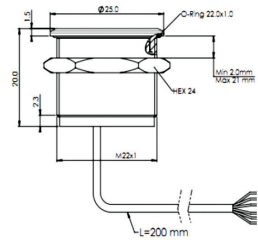
22MM Stainless Steel Illuminated 2 colour



Switch Voltage	24V AC/DC
Switch Current	1A Max
Color* Illuminated	24V AC/DC
Power Supply	24 AC/DC



- Blue Illumination
- 1 colour
- 20 cm lead

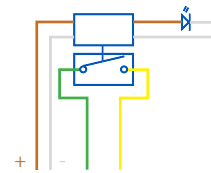


MPZI022/L

Type	Latching Toggle
Material	Stainless Steel (Aluminium upon request)
Power Supply	24V AC/DC
Switching voltage	48V AC peak/DC
Switch Resistance “ON“	<0.7Ω
Switch Resistance “OFF“	>1000MΩ
Capacitance	<90pF
Switching current	1A Max
LED Illumination	24V AC/DC
Actuating force, typically	3-5 N
Life cycle	>10 Million

Sealing	IP68; IP69K
Operating temperature	-40°C to +85°C
Vibration Resistances	5-500Hz/9.4m
Shock resistance	75g (g-force)
RoHS	Compliant

22MM Stainless Steel Latching Toggle Illuminated



Power Supply	24V AC/DC
Switch Voltage	48V AC peak/ DC
Switch Current Max	1A Max
Colour* Illuminated	24V AC/DC

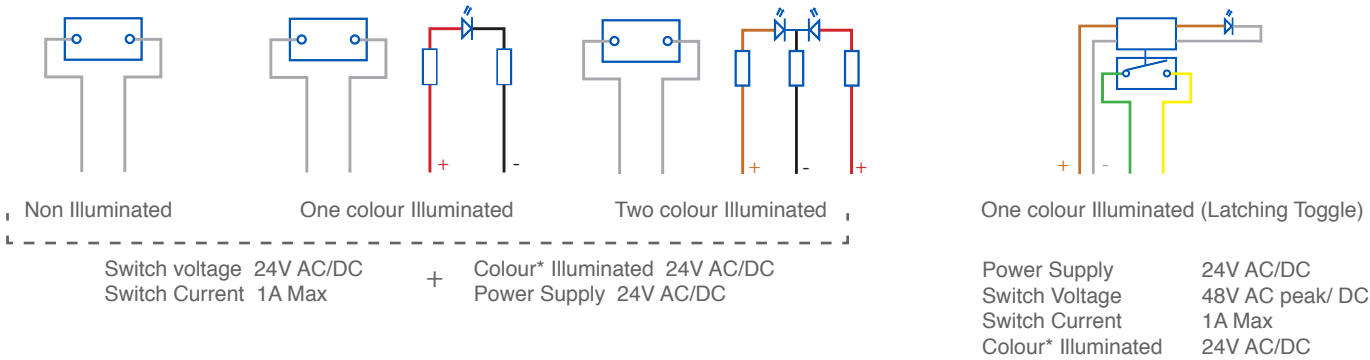
Part No System

MPZ	/	016	/	X	/	XX	/	X	/	X
Series		Body Diameter		Profile		Colour		Led Voltage		Type
MPZ - Non Illuminated MPZI- Illuminated		016 = 16mm 019 = 19mm 022 = 22mm		F = Flat Head G = Guided Profile		BL = Blue RD = Red GN = Green D1 = Red and green		24v		L = Latching Toggle (No Suffix= Momentary)

Examples:

MPZ022/F = Non Illuminated Piezo, 22mm, Flathead
MPZI022/F/RD/24 = Illuminated Piezo, 22mm, Flathead, Red Illumination, 24 volt
MPZI022/G/BL/24/L = Illuminated Piezo, 22mm, Guided Profile, Blue Illumination, 24 volt, Latching Toggle

Circuit Specifications



Other switches are available upon request*

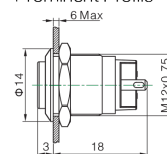
MAV0120



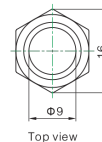
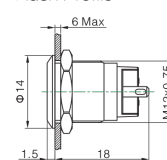
MAV0120

- Prominent and Flush Profile
- 12mm Diameter
- 2A, 36 dc
- IP67 (Front of Panel Only)

Prominent Profile



Flush Profile



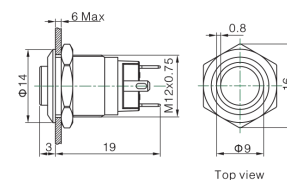
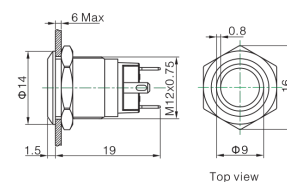
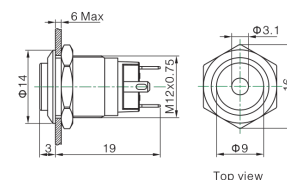
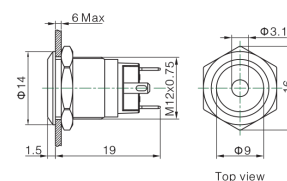
Specification	MAV0120/3	MAV0120/1
Terminations:	P - Solder Tabs	P - Solder Tabs
Switching:	S.P. Push to make	S.P. Push to make
Max Rating:	2A, 36Vdc	2A, 36Vdc
Contact Resistance:	≥50MΩ	≥50MΩ
Insulation Resistance:	≥1000MΩ	≥1000MΩ
Dielectric Strength:	1500V, AC 50Hz, 5 Secs	1500V, AC 50Hz, 5 Secs
Operating Temp Range:	*-25°C ~ +55°C	*-25°C ~ +55°C
Operations		
Mechanical:	500,000 (min)	500,000 (min)
Electrical:	200,000 (min)	200,000 (min)
Sealing (Front of Panel Only)	IP67	IP67
Shock Resistance	IK08	IK08
Rear Nut Fixing Torque:	0.6Nm	0.6Nm
Materials		
Mouldings:	PA	PA
Tags/Terminations:	Copper, Gold Plated	Copper, Gold Plated
Switch Body & Button:	Stainless Steel	Stainless Steel
Contacts:	Silver Alloy	Silver Alloy
Thread size:	M12x0.75	M12x0.75
RoHS	Compliant	Compliant

MAV0120



MAV0120

- Dot and Ring Illumination
- Prominent and Flush Profile
- 12mm Diameter
- 2A, 36 dc
- Bright daylight LEDs
- IP67 (Front of Panel Only)

**Specification****MAV0120**

Terminations:	P - Solder Tabs				
Switching:	S.P. Push to make				
Max Rating:	2A, 36Vdc				
Profile:	Prominent /3 Flush /1				
Illumination Type	/1	Dot			
	/2	Ring			
LED Ratings					
Part No.					
Colours	/RD	/GN	/BL	/OR	/AM
Luminous Intensity	Red	Green	Blue	Orange	Yellow
Forward Voltage	1.8V	2.8V	2.8V	1.8V	1.8V
Forward Current					
Moulding Current	15mA	15mA	15mA	15mA	15mA
Illumination Voltage	/no suffix - No resistor fitted. An Appropriate resistor must be series connected by the user. Voltages as above				
	/12	12V			
	/24	24V			
Contact Resistance:	≥50MΩ				
Insulation Resistance:	≥1000MΩ				
Dielectric Strength:	1500V, AC 50Hz, 5 Secs				
Operating Temp. Range:	*-25°C ~ +55°C				
Operations					
Mechanical:	500,000 (min)				
Electrical:	200,000 (min)				
Sealing (Front of Panel Only)	IP67				
Shock Resistance	IK08				
Rear Nut Fixing Torque:	0.6Nm				
Materials					
Mouldings:	PA				
Tags/Terminations:	Copper, Gold Plated				
Switch Body & Button:	Stainless Steel				
Contacts:	Silver Alloy				
Thread size:	M12x0.75				
RoHS	Compliant				

12mm Switches

Miniature Domed Metal Vandal Resistant

None Illuminated - Metal Dome

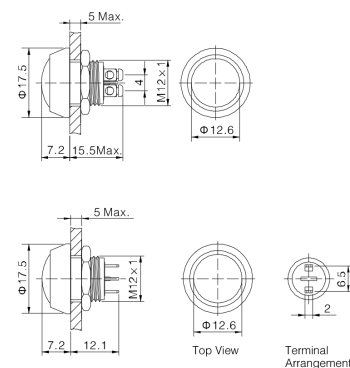


MMP0120



MMP0120

- Raised Domed Profile
- 12mm Diameter
- 2A, 36Vac
- IP65 or IP67 (Front of Panel Only)



Specification	MMP0120/S	MMP0120/N
Terminations:	P - Solder Tabs S - Screw Terminal	P - Solder Tabs S - Screw Terminal
Switching:	S.P. Push to make	S.P. Push to make
Max Rating:	2A, 36Vdc	2A, 36Vdc
Contact Resistance:	≥50MΩ	≥50MΩ
Insulation Resistance:	≥1000MΩ	≥1000MΩ
Dielectric Strength:	1500V, AC 50Hz, 5 Secs	1500V, AC 50Hz, 5 Secs
Operating Temp Range:	*-25°C ~ +55°C	*-25°C ~ +55°C
Operations		
Mechanical:	500,000 (min)	500,000 (min)
Electrical:	200,000 (min)	200,000 (min)
Sealing (Front of Panel Only)	IP65 or IP67	IP65 or IP67
Shock Resistance	IK08	IK08
Rear Nut Fixing Torque:	0.3Nm	0.3Nm
Materials		
Mouldings:	PBT	PBT
Tags/Terminations:	Brass, Silver Plated	Brass, Silver Plated
Switch Body & Button:	/SS Stainless Steel	/N - Nickel Plated Brass
Contacts:	Silver Alloy	Silver Alloy
Thread size:	M12x1	M12x1
RoHS	Compliant	Compliant

12mm Switches

Miniature Domed PBT Pushbutton

Non Illuminated - PBT

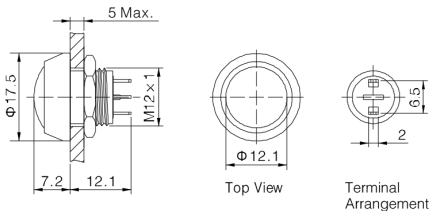
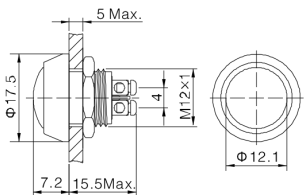


MMP0120/A



MMP0120/A

- Raised Domed Profile
- PBT Material
- 12mm Diameter
- 2A, 36Vac
- IP65 or IP67 (Front of Panel Only)



Specification

MMP0120/A

Terminations:	P - Solder Tabs S - Screw Terminal
Switching:	S.P. Push to make
Max Rating:	2A, 36Vdc
Contact Resistance:	≥50MΩ
Insulation Resistance:	≥1000MΩ
Dielectric Strength:	1500V, AC 50Hz, 5 Secs
Operating Temp Range:	*-25°C ~ +55°C
Operations	
Mechanical:	1,000,000 (min)
Electrical:	200,000 (min)
Sealing (Front of Panel Only)	IP65 or IP67
Shock Resistance	IK08
Rear Nut Fixing Torque:	0.3Nm
Materials	
Mouldings:	PBT
Tags/Terminations:	Brass, Silver Plated
Switch Body	/A Black Anodised
Switch Button:	/NB Nickel Plated Brass /RD RED PBT /GN GREEN PBT /BL BLUE PBT /BK BLACK PBT
Contacts:	Silver Alloy
Thread size:	M12x1
RoHS	Compliant

12mm Switches
Miniature Domed Illuminated Pushbutton
 Stainless Steel and PBT

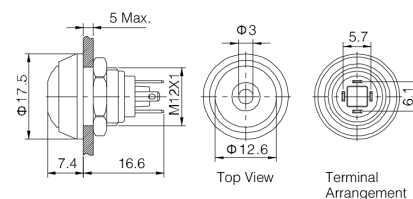


MMPI0120



MMPI0120

- Raised Domed Profile
- Dot Illumination
- Bright daylight LEDs
- 12mm Diameter
- 2A, 36Vac
- IP65 (Front of Panel Only)



Specification

MMPI0120

Terminations:	P - Solder Tabs				
Switching:	S.P. Push to make				
Max Rating:	2A, 36Vdc				
LED Ratings					
Part No.	SS-RD	SS-GN	NN-RD	ABK-RD	AG-RD
Colours	Red	Green	Red	Red	Red
Luminous Intensity					
Forward Voltage	1.8V	2.8V	1.8V	1.8V	1.8V
Forward Current					
Moulding Current	15mA	15mA	15mA	15mA	15mA
Illumination Voltage	/no suffix - No resistor fitted. An Appropriate resistor must be series connected by the user. Voltages as above				
	/12				
Contact Resistance:	≥50MΩ				
Insulation Resistance:	≥1000MΩ				
Dielectric Strength:	1500V, AC 50Hz, 5 Secs				
Operating Temp. Range:	*-25°C ~ +55°C				
Operations					
Mechanical:	1,000,000 (min)				
Electrical:	200,000 (min)				
Sealing (Front of Panel Only)	IP65				
Shock Resistance	IK08				
Rear Nut Fixing Torque:	0.3Nm				
Materials					
Mouldings:	PBT				
Tags/Terminations:	Brass, Silver Plated				
Switch Body & Button:	Stainless Steel	Stainless Steel	Nickel Plated Brass	Black Anodized Body, Black PBT Button	Black Anodized Body, Green PBT Button
Contacts:	Silver Alloy				
Thread size:	M12x1				
RoHS	Compliant				

12mm Miniature Vandal Resistant Stainless Steel Switch

MAV0120 / X / X / X / X / X						
Series	Button	Switching Type	Type of Illumination	Illumination Colour	Lamp Voltage	
MAV0120	1 = Flush 3 = Prominent	D = Momentary	Blank = None 1 = Dot 2 = Ring	Blank = None RD = RED GN = GREEN BL = BLUE AM = AMBER/YELLOW OR = ORANGE	Blank = None 012 = 12V 024 = 24V	

Examples:

MAV0120/3D = 12mm Prominent Actuator, Momentary, Non Illuminated
 MAV0120/3D1BL024 = 12mm Prominent Actuator, Momentary, Blue Dot Illuminated, 24V
 MAV0120/3D2GN012 = 12mm Prominent Actuator, Momentary, Green Ring Illuminated, 12V

12mm Miniature Metal/Plastic Domed Pushbutton Switch

MMPXXX / X / X / X / X / X / X						
Series	Body Material	Button Material & Colour	Sealing	Illumination Colour	Lamp Voltage	Termination
MMP0120 = Non Illuminated MMPi0120 = Illuminated	S = Stainless Steel N = Nickel Plated Brass A = Black Anodized	SS = Nickel Plated Brass RD = RED PBT GN = GREEN PBT BL = BLUE PBT BK = BLACK PBT	Blank = IP65 67 = IP67 IP67 (non-illuminated only)	Blank = None RD = RED GN = GREEN BL = BLUE AM = AMBER/YELLOW OR = ORANGE	Blank = None 012 = 12V 024 = 24V Other voltages require external resistor	S = Screw Terminals P= Solder Terminals (2.0mm x 0.5mm)

Examples:

MMP0120/SSSS = 12mm, Non Illuminated, All Stainless Steel, IP65, Screw Terminals
 MMP0120/ARD67/S = 12mm, Non Illuminated, Black anodized body, Red PBT button, IP67, screw terminals
 MMPi0120/NNBRD012P = 12mm, Illuminated , All Nickel Plated Brass with 12V Red Dot illumination, IP65, Pin Terminals

Mouser Electronics

Authorized Distributor

Click to View Pricing, Inventory, Delivery & Lifecycle Information:

Bulgin:

[MP0045/1D0NN000](#) [MP0045/3D0NN000](#)