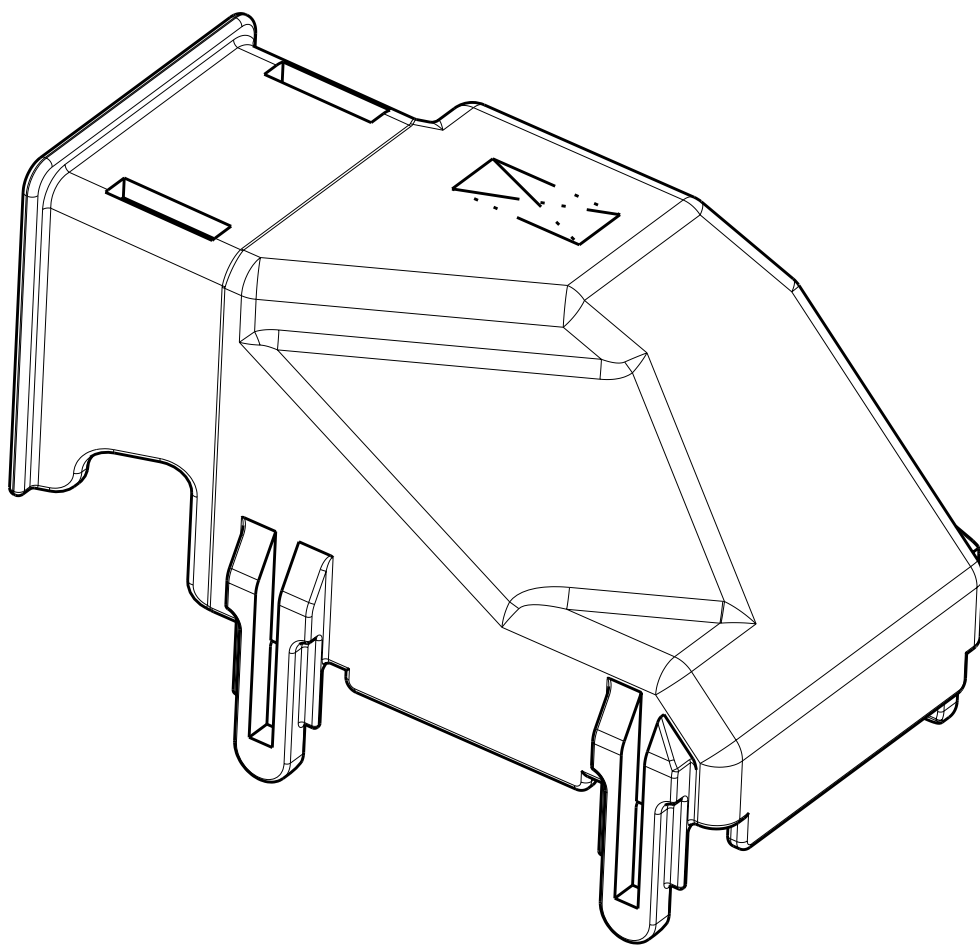
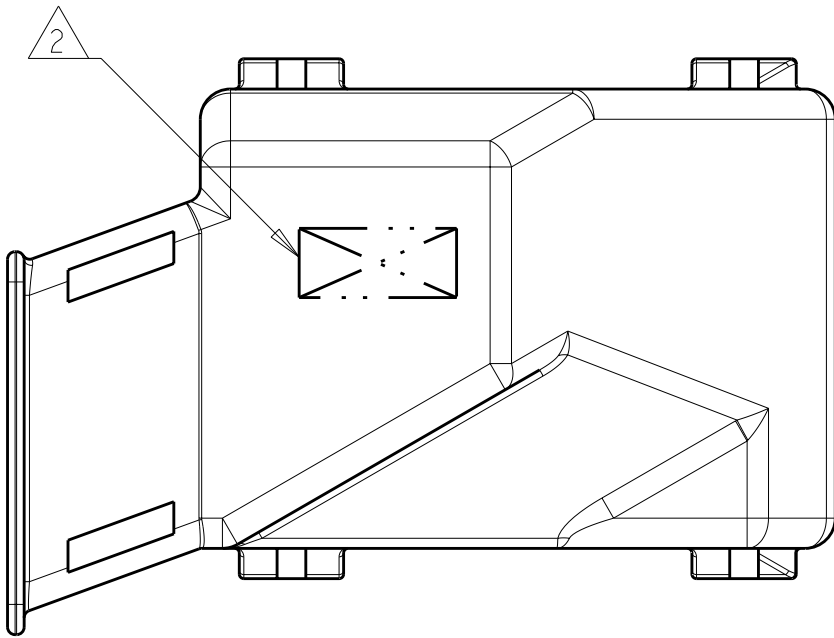
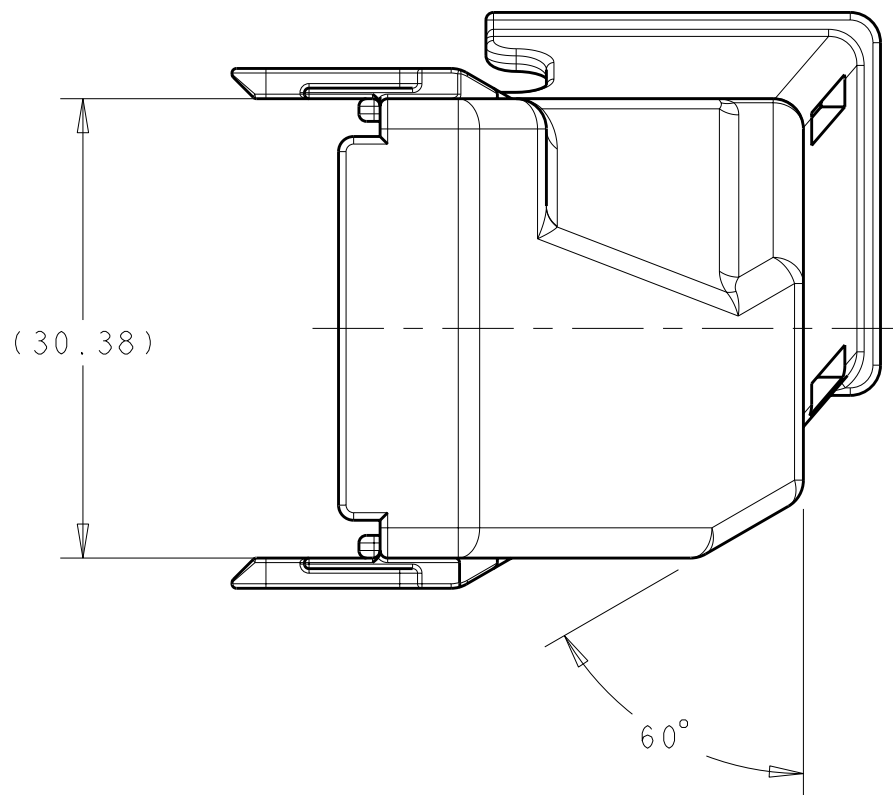
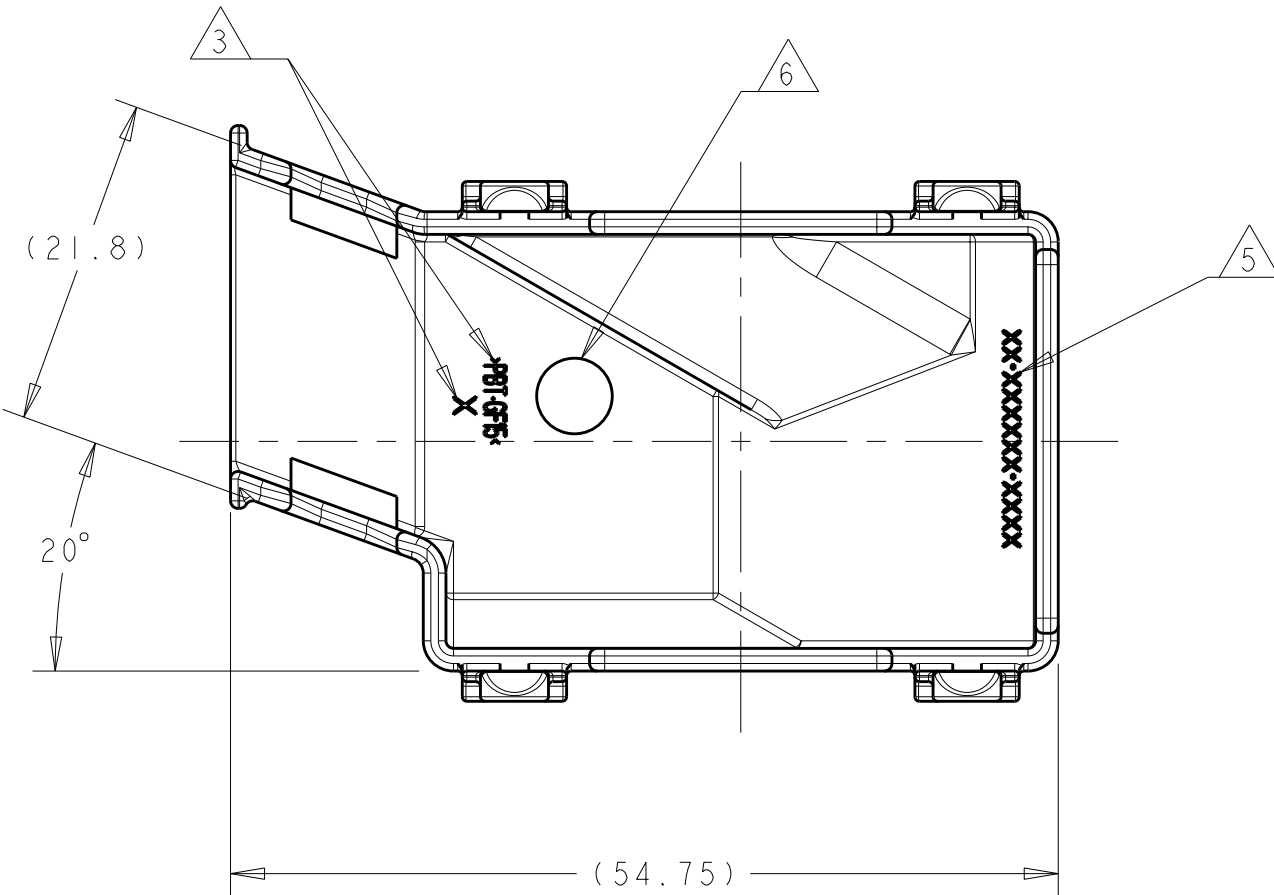
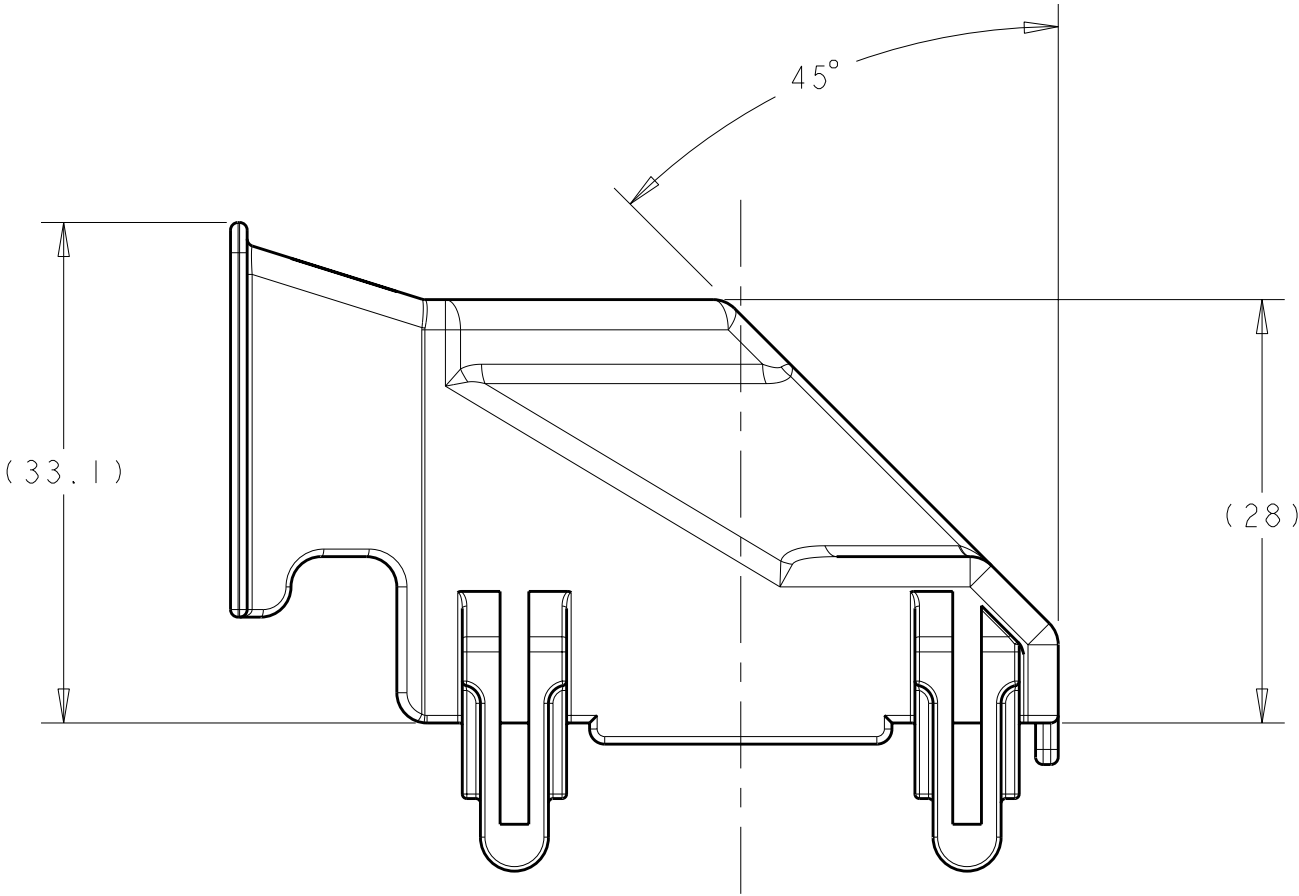


LOC		DIST		REVISIONS					
FX		00		REV	LYR	DESCRIPTION	DATE	DWN	APVD
				0		RELEASED PER DR D05-049	18MAY2005	DLD	AJV
				01		REV PER ECO-10-015982	10AUG2010	HM	DCM



- NOTE(S):
- 1 MATERIAL : PBT-GF15  
COLOR : BLACK
  - 2 COMPANY LOGO LOCATED APPROXIMATELY AS SHOWN.
  - 3 MOLD CAVITY I.D. & RECYCLING CODE >PBT-GF15< AS SHOWN.
  - 4. 25% MAXIMUM REGRIND.
  - 5 PART NUMBERS APPROXIMATELY AS SHOWN AS STATED IN PART NUMBER TABLE.
  - 6 DATE CODE APPROXIMATELY AS SHOWN.



---	1438180-2
3S4T-14N003-AA	1438180-1
CUSTOMER PART NO.	PART NUMBER

THIS DRAWING IS UNPUBLISHED. IT IS THE PROPERTY OF TYCO ELECTRONICS CORPORATION. IT IS TO BE USED ONLY FOR THE PURPOSES SPECIFIED IN THE DRAWING. IT IS NOT TO BE REPRODUCED OR TRANSMITTED IN ANY FORM OR BY ANY MEANS, ELECTRONIC OR MECHANICAL, INCLUDING PHOTOCOPYING, RECORDING, OR BY ANY INFORMATION STORAGE AND RETRIEVAL SYSTEM. WITHOUT PERMISSION IN WRITING FROM TYCO ELECTRONICS CORPORATION, ALL RIGHTS ARE RESERVED.				DWN	DL DRUMMOND	18MAY2005	Tyco Electronics Harrisburg, PA 17105-3608		
DIMENSIONS:				CHK	AJ VALASEK	18MAY2005	NAME		
mm				APVD	AJ VALASEK	18MAY2005	50-WAY, ANGLE EXIT WIRE DRESSING		
TOLERANCES UNLESS OTHERWISE SPECIFIED:				PRODUCT SPEC			SIZE		
0 PLC ±.3				APPLICATION SPEC			CAGE CODE		
1 PLC ±0.10				WEIGHT		-	DRAWING NO		
2 PLC ±.10				CUSTOMER DRAWING			A100779		
3 PLC ±.10				SCALE		2:1	SHEET		
4 PLC ±.10				OF		1	REV		
5 PLC ±.10							01		
6 PLC ±.10									
ANGLES									
FINISH									
MATERIAL									
FINISH									

# Mouser Electronics

Authorized Distributor

Click to View Pricing, Inventory, Delivery & Lifecycle Information:

[TE Connectivity:](#)

[1438180-2](#)