



## Introducing .312 Series FASTON Receptacle Connectors

An ergonomically designed, single position FASTON connector to insulate our .312 series FASTON receptacles. These receptacles and connectors will mate with .312 series quick connect tabs in a variety of commercial and industrial components. The connector is provided in two types of material and color options to address application requirements and will accept Premier or Premier Low Insertion Force receptacles.





**APPLICATIONS**

- Residential laundry and HVAC heating elements
- Vehicle lighting applications in automotive, off highway and lawn and garden equipment.

**STANDARDS AND SPECIFICATIONS**

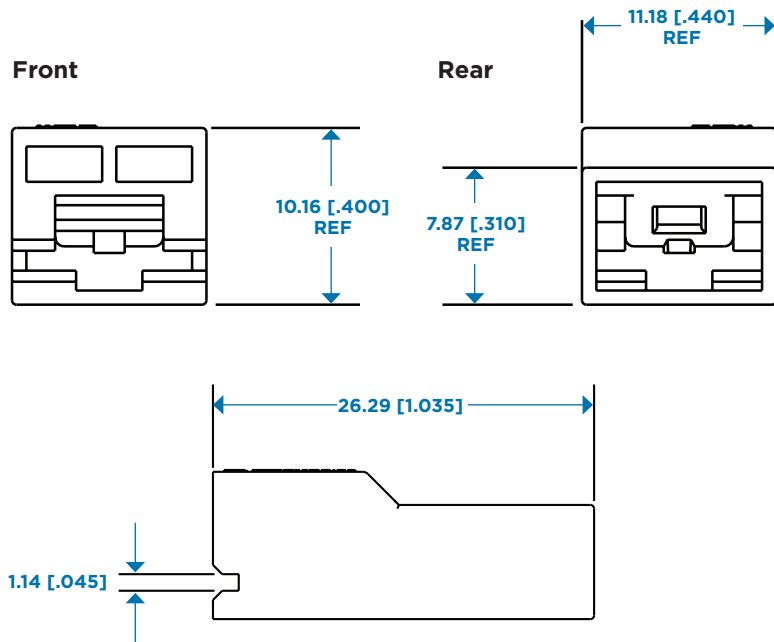
UL Recognized & CSA Certified

**PRODUCT OFFERING**

- 1969186-1** : UL 94 V-0 Nylon, Black
- 1969186-2** : UL 94 V-2 Nylon, Natural

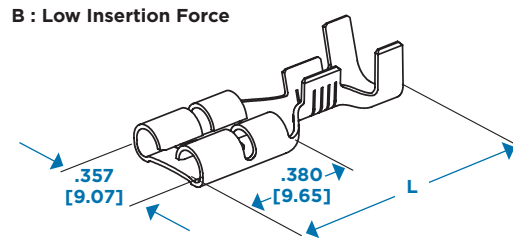
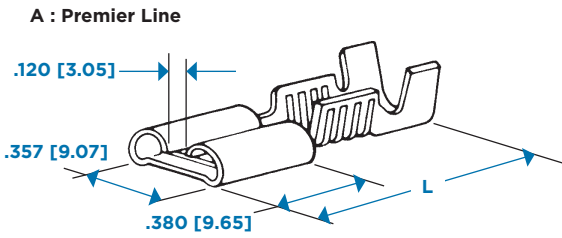
**KEY FEATURES**

- Ergonomically friendly, thumbprint design provides comfortable, contoured pushing surfaces for mating
- Configured to allow operators to recognize proper position and orientation for loading and mating
- Protected internal terminal locking feature provides secure retention and includes anti-reverse component to reduce potential for improper terminal assembly
- Housings are made from UL 94 V-2 and V-0 flammability rated nylon material
- Color coded to help prevent misapplication
- RoHS compliant

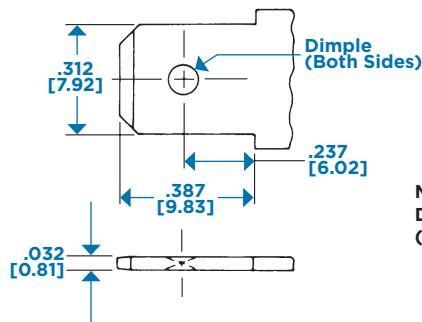


PRODUCT OFFERING cont.

Straight Receptacles, Insulation Support



| Wire Range<br>AWG | Style | Tab Fit      | Insulation<br>Diameter                                   | Material &<br>Finish    | Stock<br>Thickness | Overall<br>Length | UL | RU | SP | Terminal<br>Part Number |
|-------------------|-------|--------------|--|-------------------------|--------------------|-------------------|----|----|----|-------------------------|
| 18-14             | A     | .032<br>0.81 | <b>.090-.120</b><br>2.29-3.05                            | Brass                   | .016<br>0.41       | .900<br>22.86     | —  | X  | X  | 62092-1                 |
| 16-12             | A     | .032<br>0.81 | <b>.110-.210</b><br>2.79-5.33 or (2) <b>.110</b><br>3.30 | Brass,<br>Tin Plated    | .016<br>0.41       | .900<br>22.86     | —  | X  | X  | 61399-1                 |
|                   | B     | .032<br>0.81 | <b>.110-.210</b><br>2.79-5.33 or (2) <b>.110</b><br>3.30 | Brass,<br>Tin plated    | .016<br>0.41       | .900<br>22.86     | —  | X  | X  | 63677-1                 |
| 14-10             | B     | .032<br>0.81 | <b>.110-.210</b><br>2.79-5.33 or (2) <b>.110</b><br>3.30 | Brass                   | .016<br>0.41       | .900<br>22.86     | —  | X  | X  | 63677-2                 |
|                   | A     | .032<br>0.81 | <b>.150-.200</b><br>3.81-5.08                            | Brass,<br>Silver Plated | .018<br>0.46       | .900<br>22.86     | —  | X  | X  | 63820-1                 |



Mating .312 Series Tab  
Dimensions Dimple  
(Both Sides)

## FOR MORE INFORMATION

te.com

### TE Technical Support Center

Internet: te.com/help  
USA: +1 (800) 522-6752  
Canada: +1 (905) 475-6222  
Mexico: +52 (0) 55-1106-0800  
Latin/S. America: +54 (0) 11-4733-2200  
Germany: +49 (0) 6251-133-1999  
UK: +44 (0) 800-267666  
France: +33 (0) 1-3420-8686  
Netherlands: +31 (0) 73-6246-999  
China: +86 (0) 400-820-6015

Part numbers in this brochure are RoHS Compliant\*, unless marked otherwise.

\*as defined [www.te.com/leadfree](http://www.te.com/leadfree)

### te.com

© 2011 Tyco Electronics Corporation, a TE Connectivity Ltd. company. All Rights Reserved.

2-1773455-0 CIS WR 08/2011

FASTON, TE Connectivity and the TE Connectivity (logo) are trademarks. Other logos, product and/or company names might be trademarks of their respective owners.

---

While TE has made every reasonable effort to ensure the accuracy of the information in this brochure, TE does not guarantee that it is error-free, nor does TE make any other representation, warranty or guarantee that the information is accurate, correct, reliable or current. TE reserves the right to make any adjustments to the information contained herein at any time without notice. TE expressly disclaims all implied warranties regarding the information contained herein, including, but not limited to, any implied warranties of merchantability or fitness for a particular purpose. The dimensions in this catalog are for reference purposes only and are subject to change without notice. Specifications are subject to change without notice. Consult TE for the latest dimensions and design specifications.



# Mouser Electronics

Authorized Distributor

Click to View Pricing, Inventory, Delivery & Lifecycle Information:

[TE Connectivity:](#)

[1969186-1](#)