THIS DRAWING IS UNPUBLISHED. RELEASED FOR PUBLICATION -,- .
© COPYRIGHT - By - TE CONNECTIVITY ALL RIGHTS RESERVED.

LOC	DIST
CM	0

REVISIONS

P	LTR	DESCRIPTION	DATE	DWN	APVD
	L2	REVISED PER ECR-15-006687	21OCT2015	NK	NL

1 MATERIAL: CONNECTOR- NYLON UL94V-2 (ORANGE).
CONTACTS - 0.30 [.012] THK COPPER ALLOY
(PLATED 0.00076 [.000030] MIN GOLD OR 0.00008 [.000003] MIN GOLD FLASH OVER 0.00068 [.000027] PALLADIUM NICKEL, PER TE CONNECTIVITY'S DISCRETION, ON POST END, WITH MATTE TIN 0.00203 [.000080] MIN THK ON WIRE END)
OR
CONTACTS - 0.30 [.012] THK COPPER ALLOY
(PLATED 0.00076 [.000030] MIN GOLD OR 0.00008 [.000003] MIN GOLD FLASH OVER 0.00068 [.000027] PALLADIUM NICKEL, PER TE CONNECTIVITY'S DISCRETION, ON POST END, WITH MATTE TIN 0.00203 [.000080] MIN THK ON WIRE END)

2 CONTACTS ACCEPT #18 AWG SOLID, FUSED STRANDED OR STRANDED (7 STRANDS) WIRE WITH 2.41 [.095] MAX INSULATION DIA.

3 BOW, IN ANY DIRECTION, NOT TO EXCEED 0.15 [.006] PER IN.

4 HOUSING FEATURES: CLOSED END.

5 DIMENSIONS IN BRACKETS ARE IN INCHES.

6 OBSOLETE PARTS: OBSOLETE CIS STREAMLINING PER D.RENAUD/D.SINISI

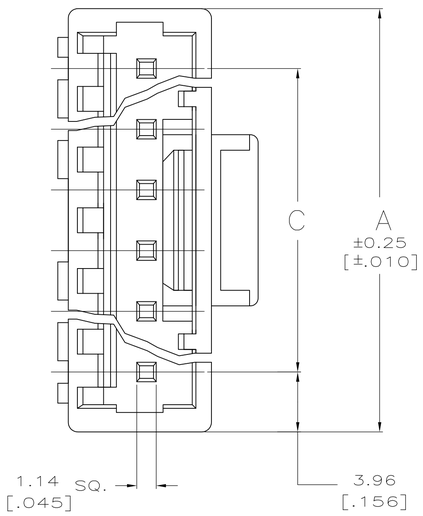

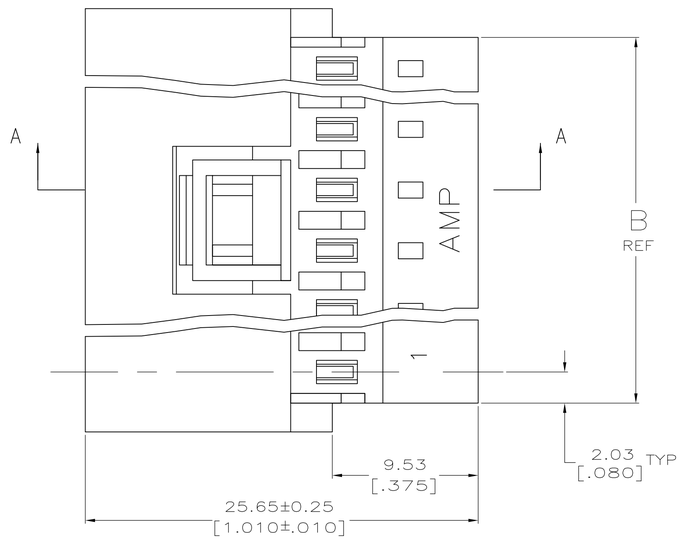

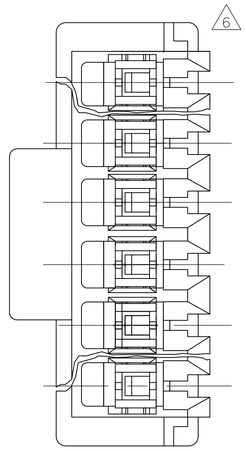

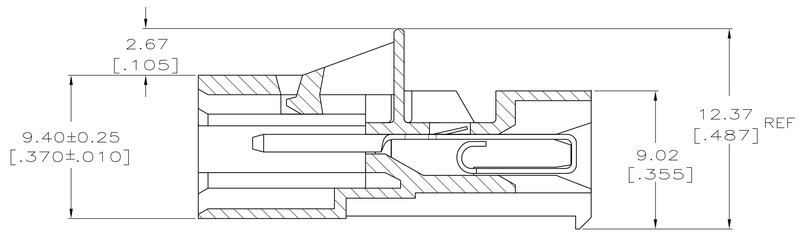

SECTION A-A

	C	B	A	NO. OF POSITIONS	PART NUMBER	FINISH
	91.14 [3.588]	95.20 [3.748]	99.06 [3.900]	24	5-644807-4	TIN
	55.47 [2.184]	59.54 [2.344]	63.40 [2.496]	15	4-644807-5	
	43.59 [1.716]	47.65 [1.876]	51.51 [2.028]	12	4-644807-2	
	31.70 [1.248]	35.76 [1.408]	39.62 [1.560]	9	3-644807-9	
	19.81 [.780]	23.88 [.940]	27.74 [1.092]	6	3-644807-6	
	11.89 [.468]	15.95 [.628]	19.81 [.780]	4	3-644807-4	
	7.92 [.312]	11.99 [.472]	15.85 [.624]	3	3-644807-3	
	3.96 [.156]	8.03 [.316]	11.89 [.468]	2	3-644807-2	
6 SUPERSEDED	91.14 [3.588]	95.20 [3.748]	99.06 [3.900]	24	~~2-644807-4~~	TIN-LEAD
	55.47 [2.184]	59.54 [2.344]	63.40 [2.496]	15	~~1-644807-5~~	
	43.59 [1.716]	47.65 [1.876]	51.51 [2.028]	12	~~1-644807-2~~	
	31.70 [1.248]	35.76 [1.408]	39.62 [1.560]	9	~~644807-9~~	
OBSOLETE	19.81 [.780]	23.88 [.940]	27.74 [1.092]	6	~~644807-6~~	TIN
	11.89 [.468]	15.95 [.628]	19.81 [.780]	4	~~644807-4~~	
	7.92 [.312]	11.99 [.472]	15.85 [.624]	3	~~644807-3~~	
	3.96 [.156]	8.03 [.316]	11.89 [.468]	2	~~644807-2~~	

THIS DRAWING IS A CONTROLLED DOCUMENT.

DIMENSIONS: mm [INCHES]

TOLERANCES UNLESS OTHERWISE SPECIFIED:
0 PLC ± -
1 PLC ± -
2 PLC ± 0.13 [.005]
3 PLC ± -
4 PLC ± -
ANGLES ± -

MATERIAL: SEE NOTE 1
FINISH: SEE NOTE 1

DWN R. LEWIS 12-16-94
CHK R. SWING 12-16-94
APVD -
PRODUCT SPEC -
APPLICATION SPEC -
WEIGHT -

TE Connectivity

NAME: MTA-156 POSTED CONNECTOR ASSEMBLY, 18 AWG

SIZE	CAGE CODE	DRAWING NO	RESTRICTED TO
A1	00779	C-644807	-

CUSTOMER DRAWING SCALE 5:1 SHEET 1 OF 1 REV L2

4805 (3/11)