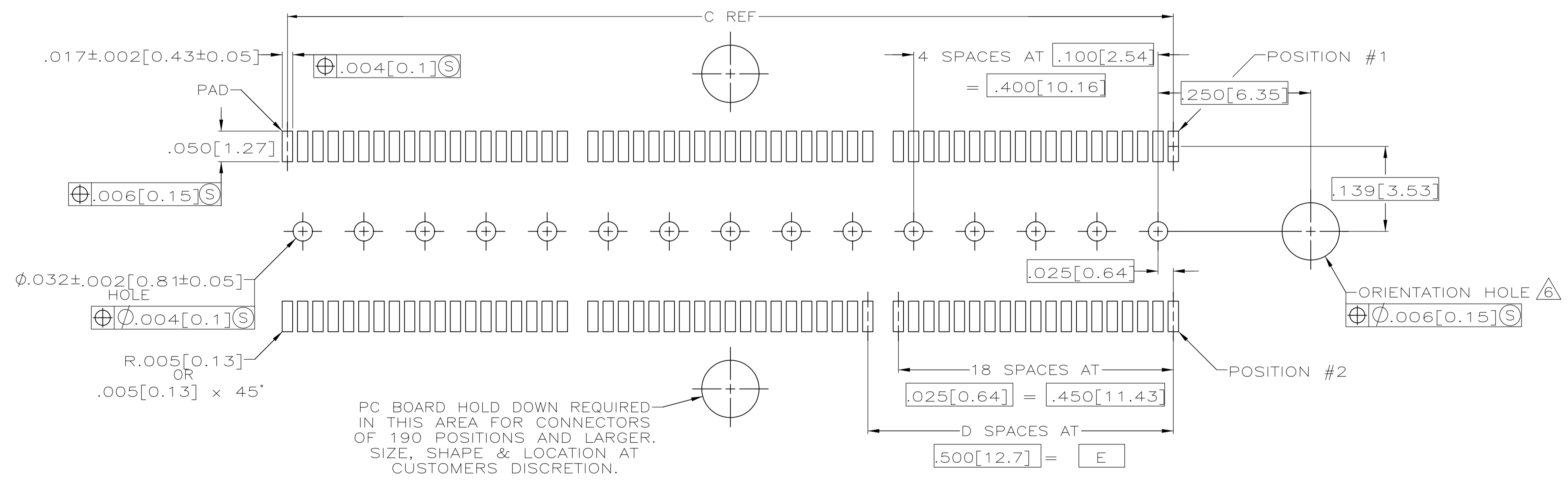
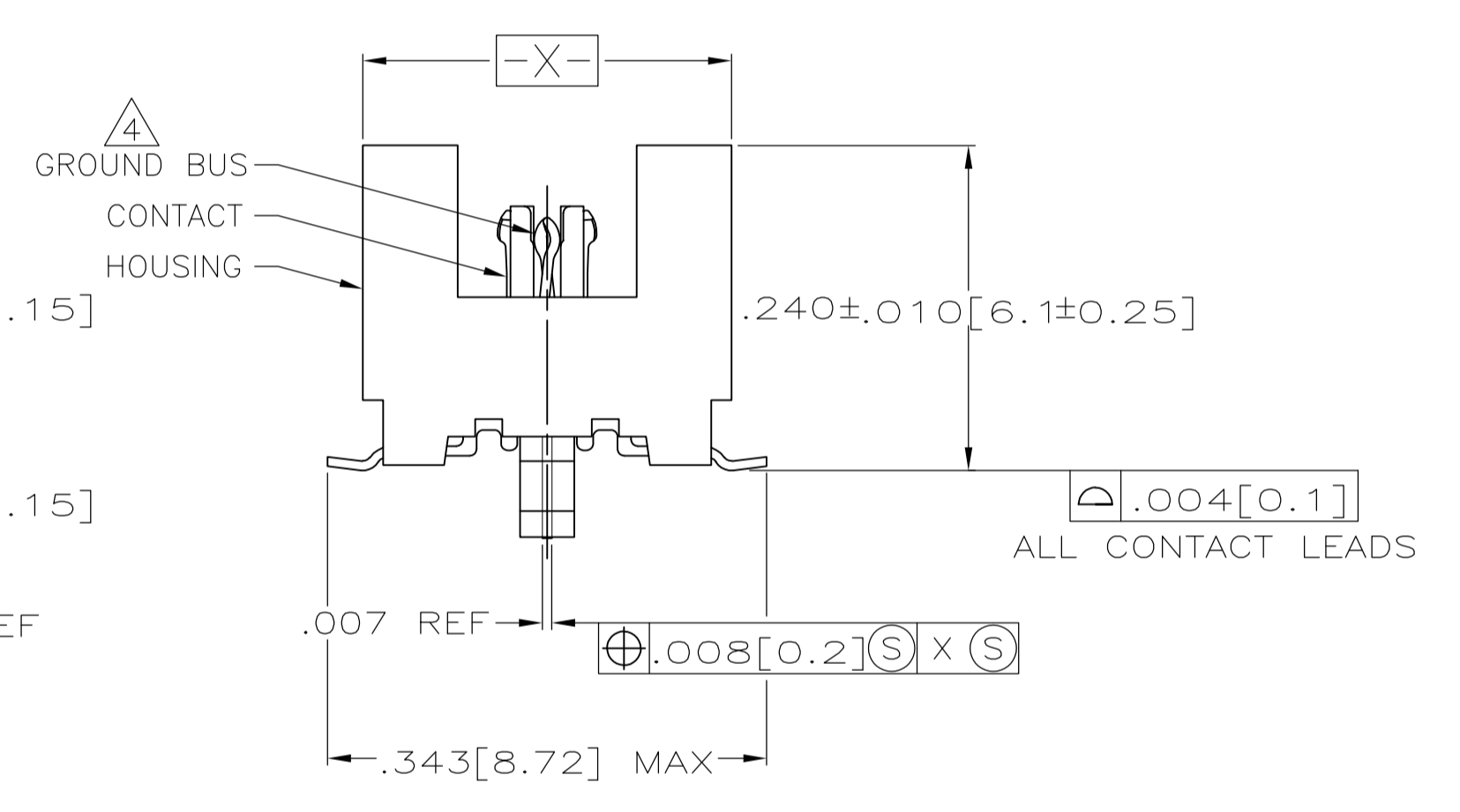
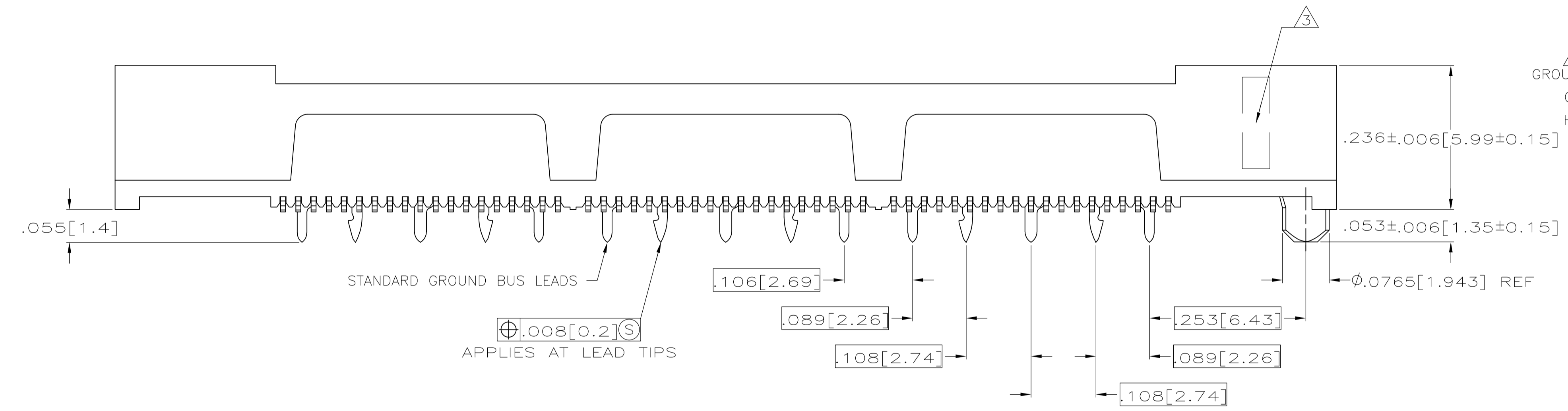


- 1 HOUSING; LIQUID CRYSTAL POLYMER, COLOR BLACK.
- 2 CONTACTS: HIGH RELIABILITY COPPER ALLOY.
- 3 GROUND BUSES: PHOSPHOR BRONZE ALLOY, UNS C51100.
- 4 CONTACTS & GROUND BUSES: NICKEL UNDERPLATE ALL OVER, MATING SURFACE PLATED TO MEET LEVEL 1 PERFORMANCE REQUIREMENTS OF TE CONNECTIVITY PRODUCT SPECIFICATION 108-1422, SOLDER TAILS PLATED MATTE TIN.
- 5 DATE CODE MARKED IN AREA INDICATED ON SIDE OPPOSITE POSITION #1.
- 6 ONE GROUND BUS WITH 5 TAILS PER EACH MODULE.
- 7 TOLERANCE NON-ACCUMULATIVE.
- 8 FOR STANDARD APPLICATIONS, ORIENTATION HOLE TO BE $\phi 0.094 \pm 0.002$ [2.39 ± 0.05]
- 9 FOR SLIP-FIT APPLICATIONS, ORIENTATION HOLE TO BE $\phi 0.079 \pm 0.001$ [2.00 ± 0.03]



RECOMMENDED PC BOARD LAYOUT (VIEWED FROM CONNECTOR SIDE)

3.000 [76.2]	6	3.450 [87.63]	3.900 [99.06]	4.000 [101.6]	266	2-5767004-8
2.500 [63.5]	5	2.950 [74.93]	3.400 [86.36]	3.500 [88.9]	228	2-5767004-7
2.000 [50.8]	4	2.450 [62.23]	2.900 [73.66]	3.000 [76.2]	190	2-5767004-6
1.500 [38.1]	3	1.950 [49.53]	2.400 [60.96]	2.500 [63.5]	152	2-5767004-5
1.000 [25.4]	2	1.450 [36.83]	1.900 [48.26]	2.000 [50.8]	114	2-5767004-4
.500 [12.7]	1	.950 [24.13]	1.400 [35.56]	1.500 [38.1]	76	2-5767004-3
.000 [0]	0	.450 [11.43]	.900 [22.86]	1.000 [25.4]	38	2-5767004-2
E	D	C	B	A	NO OF POS	PART NUMBER

THIS DRAWING IS A CONTROLLED DOCUMENT.

REVISED BY: MCMASTER 12JUL04
 CHK: DIXON 12JUL04
 APVD: DIXON 12JUL04

TE Connectivity

NAME: RECEPTACLE ASSEMBLY, VERTICAL, .025[0.64]CL, GULL WING LEADS, MICTOR

PRODUCT SPEC: 108-1422

APPLICATION SPEC: 114-11004

SIZE: A1
 CAGE CODE: 00779
 DRAWING NO: 5767004

RESTRICTED TO: CUSTOMER DRAWING

SCALE: 8:1 SHEET 1 OF 1 REV D3

Mouser Electronics

Authorized Distributor

Click to View Pricing, Inventory, Delivery & Lifecycle Information:

[TE Connectivity:](#)

[2-5767004-7](#)